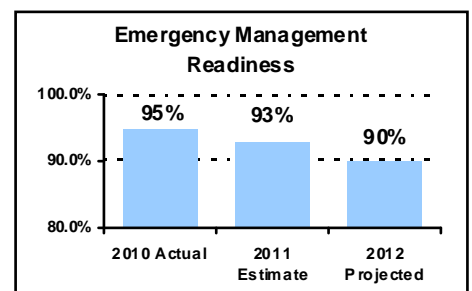
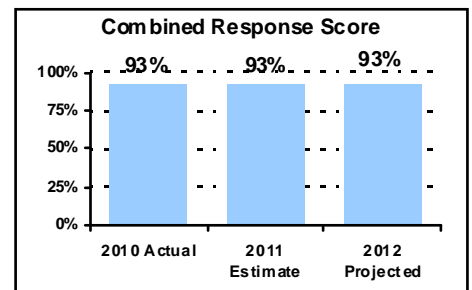
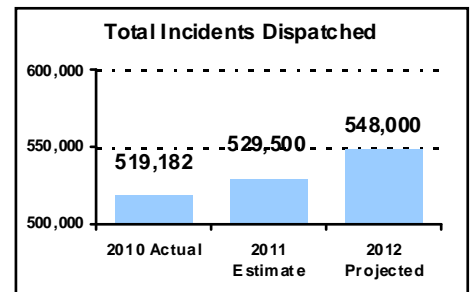


PUBLIC SAFETY

PERFORMANCE MEASURE HIGHLIGHTS

The following section highlights Key Performance Indicators for the Public Safety Functional Area for Sedgwick County. The Public Safety group accounts for the function of government involved with preventing, protecting and mitigating the potential harm to the general public from events both natural and manmade, as well as from other individuals. These functions include the following departments: Public Safety Director, Emergency Communications (9-1-1), Emergency Medical Services, Emergency Management, Fire District 1, Regional Forensic Science Center, Department of Corrections, Sheriff’s Office, District Attorney, 18th Judicial District, Crime Prevention Fund, and Code Enforcement.

Department Measure and Goal	2010 Actual	2011 Est.	2012 Proj.
Emergency Communications’ Goal: <i>Provide expedient and effective handling of calls through the 9-1-1 telephone system</i>			
Total incidents dispatched (KPI)	519,182	529,500	548,000
911 calls answered in 15 seconds or less	97.99%	98.00%	98.00%
Priority “E” calls dispatched in 1 minute or less	99.15%	99.20%	99.20%
Priority “I” calls dispatched in 3 minutes or less	99.18%	99.20%	99.20%
Medical calls handled according to protocol	98.48%	98.50%	98.50%
Emergency Medical Service’s Goal: <i>Provide its customers with reliable and timely responses to requests for service</i>			
Urban response time compliance of eight minutes and 59 seconds 90 percent of the time	93%	93%	87%
Suburban response time compliance of 10 minutes and 59 seconds 90 percent of the time	87%	85%	80%
Rural response time compliance of 15 minutes and 59 seconds 90 percent of the time	87%	85%	80%
Return of spontaneous circulation (ROSC)	33%	30%	30%
Percent of patients transported	68%	69%	70%
Emergency Management’s Goal: <i>Effectively assist people, organizations, and businesses to prepare for, respond to, mitigate and recover from disasters</i>			
Emergency Management Readiness (KPI)	95%	93%	90%
Outdoor warning device availability	96%	96%	96%
User ratings of Emergency Operations Center	100%	100%	100%
Percentage of plans current to federal standards	100%	100%	100%



Department Measure and Goal	2010 Actual	2011 Est.	2012 Proj.
Fire District 1's Goal: Respond rapidly and accurately to all types of emergencies including fire suppression, rescue, medical, and hazardous materials incidents			
Combined Index Percentage	96%	92%	92%
Percent of time structural fires contained to room of origin	59%	56%	56%
Urban response in 6 minutes and 25 seconds or less	80%	80%	80%
Suburban response in 8 minutes and 24 seconds or less	81%	80%	80%
Rural response in 10 minutes and 45 seconds or less	82%	80%	80%
Regional Forensic Science Center's Goal: Provide quality medico-legal and forensic laboratory services in a timely fashion			
Center Quality Index (KPI)	1.80	2.75	2.50
Forensic laboratories service score	2.80	3.00	3.00
Criminalistics turn-around time	7.5 weeks	4.0 weeks	6.0 weeks
Pathology turn-around time (percent of cases filed in 90 days)	69%	90%	85%
Department of Corrections' Goal: Reduce recidivism through use of proven behavior change strategies to increase client success and reduce risk to public safety			
Corrections recidivism rate (KPI)	28%	27%	27%
Adult residential and service center recidivism rate	38%	33%	33%
Adult field services recidivism rate	53%	45%	45%
Pre-trial recidivism rate	38%	38%	38%
Judge Riddel Boys Ranch recidivism	26%	24%	24%
Sedgwick County Sheriff			
Total average population in custody of the Sheriff (KPI)	1,561	1,592	1,671
Total traffic citations	28,056	29,000	30,000
Total cases assigned to detectives	4,179	4,262	4,346
Total court proceedings	18,262	18,623	18,260
Total warrants cleared	15,814	14,800	13,900
Code Enforcement's Goal: Perform 90 percent of inspections within 24 hours and 100 percent of inspections within 48 hours of receiving notification			
Number of inspections completed in 24 hours (KPI)	9,638	10,000	10,000
Land use complaints	1,350	1,350	1,350
Percentage of buildings requiring 2 nd inspection	1.81%	2.00%	2.00%
Inspections per inspector	1,606	1,850	1,850
Permits issued	2,399	2,300	2,300
Plan review	92	85	85

