

# DPS Monthly Highlights

## Sedgwick County Division of Public Services May 2019 Departmental Highlights Report

### Department on Aging

Options Counseling	JAN	FEB	MAR	APR	MAY	JUN	JUL	AUG	SEP	OCT	NOV	DEC	TOTAL	AVG
2016	349	339	375	354	506	384	317	395	297	343	319	381	4,359	363
2017	439	403	465	375	421	403	309	368	303	281	281	241	4,289	357
2018	347	347	367	541	396	344	361	361	252	432	333	342	4,423	369
2019	404	352	368	396	364								1,884	377
Information & Referral Assistance (I&RA)	JAN	FEB	MAR	APR	MAY	JUN	JUL	AUG	SEP	OCT	NOV	DEC	TOTAL	AVG
2016	3,298	3,182	3,177	3,595	3,595	3,761	3,483	4,935	4,210	3,063	1,977	2,964	41,240	3,437
2017	3,702	3,160	3,678	3,141	3,555	4,118	3,618	4,037	3,481	4,114	4,114	2,737	43,455	3,621
2018	3,314	2,161	3,117	2,021	3,134	3,258	3,035	3,299	2,794	3,793	3,054	2,433	35,413	2,951
2019	2,984	2,668	2,767	2,718	2,716								13,853	2,771
Medicaid Waiver Assessment	JAN	FEB	MAR	APR	MAY	JUN	JUL	AUG	SEP	OCT	NOV	DEC	TOTAL	AVG
2016	433	464	461	481	443	488	519	577	520	503	422	504	5,815	485
2017	531	483	628	548	548	565	443	569	552	494	543	613	6,517	543
2018	633	601	608	619	589	511	581	563	453	622	457	493	6,730	561
2019	581	495	561	566	542								2,745	549
Home Delivered Meals, Mill Levy	JAN	FEB	MAR	APR	MAY	JUN	JUL	AUG	SEP	OCT	NOV	DEC	TOTAL	AVG
2016	3,348	3,208	3,411	3,082	3,273	3,230	3,569	4,128	3,613	3,802	3,765	4,203	42,632	3,553
2017	3,540	3,294	3,865	3,491	4,026	4,125	3,320	4,147	3,467	3,954	4,115	3,850	45,194	3,766
2018	3,948	3,468	3,887	3,800	4,113	3,664	3,819	4,147	3,312	3,962	3,371	3,516	45,007	3,751
2019	3,590	3,444	3,596	3,563	3,567								17,760	3,552
Sedgwick County Transportation (SCT)	JAN	FEB	MAR	APR	MAY	JUN	JUL	AUG	SEP	OCT	NOV	DEC	TOTAL	AVG
2016	1,277	1,533	1,486	1,385	1,463	1,531	1,450	1,006	1,600	1,551	1,487	1,323	17,092	1,424
2017	1,434	1,459	1,625	1,547	1,584	1,652	1,540	1,717	2,169	1,617	1,395	1,280	19,019	1,585
2018	1,330	1,217	1,250	1,497	1,486	1,392	1,466	1,382	1,541	1,434	1,338	1,097	16,430	1,369
2019	1,274	1,161	1,278	1,497	1,330								6,540	1,308

- The RSVP Program Coordinator attended the RSVP national conference, Supporting Our Seniors: Elder Justice and Independent Living, held in Bethesda, MA May 8-9. Senior Corps revitalized the annual conference changing direction from one national conference to three conferences offering specialization into targeted areas of impact. The conference was educational and insightful providing new information on elder justice to be put to use updating the Kansas Support Services for Elders (KSSE) program, a financial management assistance program through Sedgwick County RSVP.
- The 14<sup>th</sup> Annual Irene Hart Award was presented to Frances Seidl on May 8<sup>th</sup> in recognition of her significant impact to the community and contributions to the field of aging. Frances, a geriatric nurse, has been a trailblazer in the field of aging since the 1960's. She is an educator and author, advocate for older adults and rural hospitals, and continues to educate the next generation as a substitute instructor at Butler Community College when needed, and active participant with the Sedgwick County Advisory Council on Aging and Physical Disabilities since 2001. Frances was recognized for her significant impact to the field of aging for over 50 years. Her dedication, passion and body of work have greatly impacted



Sedgwick County...  
working for you

Sedgwick County Division of Public Services

316-660-7674 525 N. Main Suite 343 Wichita KS 67203 [www.sedgwickcounty.org](http://www.sedgwickcounty.org)

the lives of older adults, caregivers, and professionals in the field as well as strengthened the community at large.

**COMCARE**

Crisis Observation Unit	JAN	FEB	MAR	APR	MAY	JUN	JUL	AUG	SEP	OCT	NOV	DEC	TOTAL	AVG
2015	1	30	89	101	112	123	121	122	88	91	84	95	1057	88
2016	100	91	99	85	93	102	104	80	94	87	86	75	1096	91
2017	83	65	90	82	82	86	96	98	80	83	68	63	976	81
2018	78	70	70	81	77	63	76	89	84	90	77	75	930	78
2019	86	60	81	90	74								391	78
Children's Crisis Unit	JAN	FEB	MAR	APR	MAY	JUN	JUL	AUG	SEP	OCT	NOV	DEC	TOTAL	AVG
2015	5	13	5	9	12	8	7	6	3	6	9	8	91	8
2016	8	9	12	8	5	10	2	3	1	0	0	0	58	5
2017	0	0	7	6	5	3	1	4	6	5	6	4	47	4
2018	7	3	6	8	2	2	0	4	3	1	2	1	39	3
2019	3	2	1	4	3								13	3
Sobering Unit	JAN	FEB	MAR	APR	MAY	JUN	JUL	AUG	SEP	OCT	NOV	DEC	TOTAL	AVG
2015	N/A	10	56	25	30	43	22	45	22	22	35	28	338	31
2016	27	26	37	28	30	39	20	32	32	36	40	32	379	32
2017	51	40	64	36	30	45	42	42	29	38	25	26	468	39
2018	33	28	32	25	27	37	32	26	34	22	25	20	341	28
2019	28	19	26	27	65								165	33
Detox Unit	JAN	FEB	MAR	APR	MAY	JUN	JUL	AUG	SEP	OCT	NOV	DEC	TOTAL	AVG
2015	N/A	N/A	N/A	N/A	20	49	43	54	64	58	54	69	411	51
2016	61	65	57	68	61	57	49	45	65	79	86	69	762	64
2017	84	79	92	85	89	99	121	121	113	96	98	94	1171	98
2018	99	95	89	100	102	84	114	110	98	92	92	92	1167	97
2019	76	71	81	105	111								444	89

- May was Mental Health Awareness Month – They had several COMCARE Community Partners and other events scheduled to celebrate this month for awareness building.
  - COMCARE hosted a viewing of the Kevin Hines Movie – The Ripple Effect on Tuesday, April 30<sup>th</sup> at Risen Savior Lutheran Church located at 6770E. 34<sup>th</sup> Street. It was a cold and rainy night, but they did have about 70 people attend.
  - The Mental Health Yard Sale was May 2 – May 4, 2019 from 8 a.m. to 5 p.m. The community brought forward a lot of donations for the sale and it was a success.
  - Children’s Mental Health Day was honored with an Art Show on Saturday, May 18<sup>th</sup> from 1 – 3 p.m. at Cowtown in the Empire House Theater. It is a coordinated effort between COMCARE, COMCARE Community Partners and Wichita Public Schools. There were over 150 art items submitted and close to 200 people came to view the art. The Art Director at USD 259 has already said this should be an annual event.
- Sadly, there was a death of a Southeast student earlier in May, and there was a lot of news coverage related to suicide prevention efforts including staff members Tisha Darland and Deidre Manis. Several COMCARE staff participated in interviews and many sought services at Crisis following this event. That and the death by suicide by a 21 year old student at WSU this month has been a real call to action for our community.
- KSN aired a significant segment on the school mental health pilot. Shantel Westbrook and two students were key participants and the story focused on the positive impact of the program.



- The way SED waiver cases are managed are changing on July 1, 2019. This has been creating a lot of concern as there was potential for significant delays in getting Medicaid eligibility. But, KDHE and KDADs have developed a process to assure that eligibility will be determined within days rather than months as was probable without their help.

**SCDDO**

Total Individuals Eligible	JAN	FEB	MAR	APR	MAY	JUN	JULY	AUG	SEPT	OCT	NOV	DEC	AVG
2019	2534	2530	2540	2549	2543								2539
2018	2525	2514	2517	2520	2523	2529	2543	2543	2544	2532	2533	2535	2530
2017	2566	2565	2559	2542	2543	2544	2547	2553	2556	2556	2516	2520	2547
Individuals Waiting for Services	JAN	FEB	MAR	APR	MAY	JUN	JULY	AUG	SEPT	OCT	NOV	DEC	AVG
2019	935	932	946	955	946								943
2018	949	916	919	924	918	866	904	928	930	932	937	936	922
2017	984	980	970	932	934	902	906	978	981	958	937	942	950
Options Counseling Transactions	JAN	FEB	MAR	APR	MAY	JUN	JULY	AUG	SEPT	OCT	NOV	DEC	AVG
2019	36	83	66	74	60								64
2018	106	70	65	70	60	99	94	53	56	73	39	39	69
2017	48	36	72	53	70	80	48	77	62	107	95	101	71
Intakes Completed	JAN	FEB	MAR	APR	MAY	JUN	JULY	AUG	SEPT	OCT	NOV	DEC	AVG
2019	11	7	11	9	15								11
2018	16	9	10	9	7	8	11	17	8	10	10	6	10
2017	6	6	11	7	12	7	13	13	11	13	11	13	10
Functional Assessments Completed	JAN	FEB	MAR	APR	MAY	JUN	JULY	AUG	SEPT	OCT	NOV	DEC	AVG
2019	164	138	155	148	136								148
2018	163	135	154	148	168	149	150	163	163	166	165	162	157
2017	220	150	193	223	174	186	207	207	216	226	179	198	198

- During the month of May, Sedgwick County Developmental Disability Organization (SCDDO) Quality Assurance Staff completed 10 day and 8 residential program visits.
- Peter Daniels, SCDDO Special Projects Coordinator, and Jeannette Livingston, SCDDO Assistant Director, attended the South Central Kansas Employment First Summit May 3<sup>rd</sup>. The summit is an opportunity for professionals, employers, job coaches, family/caregivers and people with disabilities to raise awareness and increase opportunities for sustainable, competitive, integrated employment for people with disabilities. Peter also represented the Sedgwick County Business Leadership at the event.
- As part of the SCDDO’s capacity development initiatives a video was created to promote direct support work as a rewarding career opportunity under the tagline of “Career of Caring.” This initial effort will be fully developed through a contract with an advertising company. In May, proposals were reviewed and Nye & Associates was selected to fully develop a direct support professional media and marketing campaign. The goal of the campaign is to raise awareness in the community of the important work done by direct support professionals and inspire quality candidates to apply for vacant positions. SCDDO will dedicate a page on our website where interested candidates can link to open positions with affiliates.



**Health Department\***

- Epidemiology:
  - On May 1, two Epidemiology staff attended the Infectious Disease Symposium in Olathe, Kansas. The event was hosted by Johnson County Health and Environment. Staff learned from local, state, and federal partners about highly infectious bacteria and viruses and the response of public health and public safety to highly infectious disease outbreaks.
  - On May 14, Epidemiology staff worked with the Kansas Biological Survey to begin mosquito and West Nile virus monitoring for the summer of 2019. Sedgwick County and other partners are working together to conduct adult mosquito surveillance, control mosquitoes, and communicate Drain, Dress and DEET prevention messages to the public.
- Immunizations: The risk of injury during and after flooding can be high. Flood waters and standing waters pose various risks, including infectious diseases. During the month of May Immunization staff collaborated with the Sedgwick County Fire Department's (SCFD) medical staff to provide Tdap vaccine to first responders. The vaccine was provided by the Kansas Department of Health and Environment's Immunization Program as a disaster relief effort. A total of 83 Sedgwick County First Responders received the vaccine at multiple fire stations.
- Women, Infants and Children (WIC): 2,655 women, 2,754 infants, and 6,588 children under age five a total of 11,997 enrolled in the SG County WIC program.

\*Please see attached Sedgwick County Health Department Reports.





Sedgwick County...  
working for you

## Selected Activities Workload Report

SEDGWICK COUNTY DIVISION OF HEALTH

May 2019

Published: 07-18-2019

Page 1 of 2

Activity	Program	May 2019	May 2018	YTD 2019	YTD 2018	Annual Totals			Reason for Variance 2018-2019
						2018	2017	2016	
Clinical Encounters <sup>1</sup>	Children's Dental Clinic – on-site services	127	125	543	501	933	958	1,045	
	Children's Dental Clinic – off-site screenings <sup>2</sup>	18	775	5,596	4,700	18,920	17,744	15,777	No school screenings conducted 5/19, only JDF/JRF. 2 school screenings were conducted 5/18. YTD increased due to some school screenings moved from Q4 2018 to Q1 2019
	Early Detection Works <sup>3</sup>	15	22	103	116	232	430	430	Changes in program screening criteria account for the MTD and YTD decrease.
	Family Planning	524	478	2,197	2,508	5,250	5,445	5,438	Changes in the way male wellness exams are being counted were a contributing factor to the YTD numbers.
	Healthy Babies	742	562	3,488	2,647	6,030	6,053	7,268	SCHD program procedure change instituted in January increased the number of home visits to better serve clients, especially those at high risk.
	Immunizations & Health Screenings	876	878	3,908	4,396	13,303	11,075	12,614	There is no discernable reason for this decrease.
	Maternal Child Health Care Coordination (MCHCC)	68	72	319	346	1,424	932	835	
	Sexually Transmitted Infections Clinic	223	214	1,100	1,072	2,510	2,600	3,020	
	Tuberculosis Control	262	174	771	943	1,986	3,033	3,050	Increase in active cases in 2019 increased clinic visits for treatment.
	Women, Infants, & Children (WIC) <sup>4</sup>	3,869	3,796	22,124	22,051	92,301	101,927	105,349	Caseload down from 2018.
Unduplicated Clients <sup>5</sup>	Children's Dental Clinic	102	99	269	263	320	335	334	
	Early Detection Works <sup>3</sup>	15	21	101	108	209	397	410	
	Family Planning	510	465	1,626	1,975	2,879	2,971	2,905	
	Healthy Babies Program – Primary Parent	428	396	587	504	1,255	1,000	1,000	Healthy Babies has seen increase in clients in 2019. This is due to ongoing recruitment events.
	Immunizations & Health Screenings	780	777	3,187	3,508	9,956	8,337	8,940	
	Maternal Child Health Care Coordination (MCHCC)	68	72	319	346	1,392	881	800	
	Sexually Transmitted Infections Clinic	197	193	911	904	1,858	1,993	2,262	
	Tuberculosis Control	86	73	155	170	355	357	363	

<sup>1</sup> Clinical Encounters are documented face-to-face or over-the-phone contact between a SCDOH client and a SCDOH healthcare provider/practitioner for the purpose of providing healthcare service or assessing client health status.

<sup>2</sup> Off-site dental screenings are performed at Sedgwick County schools, health fairs and the Sedgwick County Juvenile Detention facility.

<sup>3</sup> Early Detection Works is a program that provides breast & cervical cancer screening for women who qualify.

<sup>4</sup> WIC numbers reflect the month prior to report month.

<sup>5</sup> Unduplicated clients are the number of clients served. Each client is counted once during the reporting timeframe.

Activity	Program	May 2019	May 2018	YTD 2019	YTD 2018	Annual Totals			Reason for Variance
						2018	2017	2016	
Laboratory Tests <sup>6</sup>	Tests sent out and performed in-house on SCDOH clients	1,336	1,622	7,418	8,080	17,617	18,784	21,676	Reason for decrease in tests ordered is unknown.
	Tests performed as contracted reference laboratory for clinics other than SCDOH	284	338	1,604	1,605	3,939	3,267	3,014	May of 2018 was a record month in outside clinic activity.
New Investigations <sup>7</sup>	Animal Control – All	205	443	1,275	1,893	3,547	2,168	2,040	Service calls fluctuate from month to month.
	Animal Control – Animal bite	1	5	10	16	42	54	34	Bite investigations fluctuate month to month due to number of bites reported.
	Epidemiology	97	82	487	600	1,223	1,346	1,294	Reports of disease fluctuate from month to month.
	Sexually Transmitted Infection (STI) Control	49	42	293	383	893	1,542	1,273	Personnel changes and protocol limitations initiated by KDHE decrease overall numbers. Assignment area is 8 counties in 2019, reduced from 57 counties in 2018 by KDHE due to statewide reorganization.
	Tuberculosis (TB) Control	16	11	64	61	137	163	169	Increase in active cases in 2019 increased the number of investigations.
Client Contacts <sup>8</sup>	Epidemiology	394	394	2,079	2,793	6,050	7,453	5,978	Reports of disease fluctuate from month to month.
	Sexually Transmitted Infection Control <sup>9</sup>	22	41	149	278	556	693	NA <sup>13</sup>	Personnel changes and protocol limitations initiated by KDHE decrease overall numbers of reportable investigations. Assignment area is 8 counties in 2019, reduced from 57 counties in 2018 by KDHE due to statewide reorganization.
	Women, Infants, & Children (WIC) <sup>10</sup>	3,783	4,107	22,187	23,042	46,611	53,665	NA	Caseload down from 2018.
Outreach Events <sup>11</sup>	Animal Control	0	3	2	5	9	7	7	Outreach events fluctuate month to month
	Children's Dental Clinic	0	1	3	4	NA	NA	NA	Outreach events fluctuate month to month
	Community Health Advocates	1	3	13	17	30	51	53	Outreach events fluctuate month to month
	Healthy Babies	1	1	7	6	21	8	NA	Community Baby Shower outreach activities
Outreach Contacts <sup>12</sup>	Community Health Advocates	249	303	1,072	884	1,691	4,668	3,811	Outreach events fluctuate month to month
	Healthy Babies	26	13	134	133	420	198	NA	Outreach contacts will vary due to outreach presentation size

<sup>6</sup> Number of laboratory tests performed by SCDOH laboratory, sent out to reference laboratories, and performed by SCDOH programs.

<sup>7</sup> Number of field service calls (Animal Control) and total investigations of notifiable diseases (Epidemiology, STI Control and TB Control).

<sup>8</sup> Client contacts are the number of phone calls, faxes, emails and in-person consultation to clients or health partners regarding health education or disease investigation and control about clients. Client contacts are provided by SCDOH staff that are not healthcare providers/practitioners or are not for the purpose of providing a healthcare service or assessing clinical health status.

<sup>9</sup> In-clinic consultation counts only.

<sup>10</sup> WIC numbers reflect the month prior to report month.

<sup>11</sup> Outreach events are presentations to health partners/community groups and booths at community fairs/other events for the purpose of educating about health-related topics.

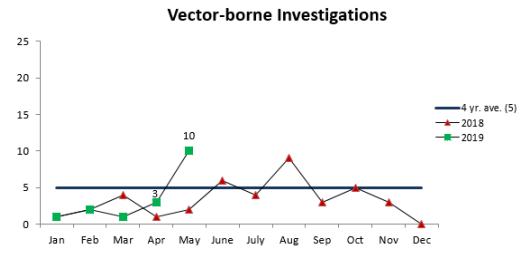
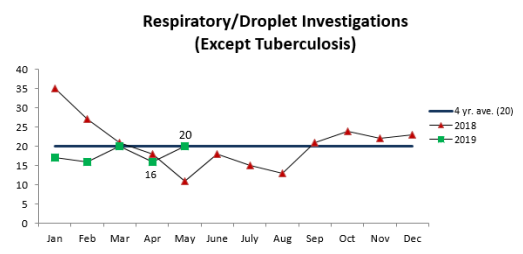
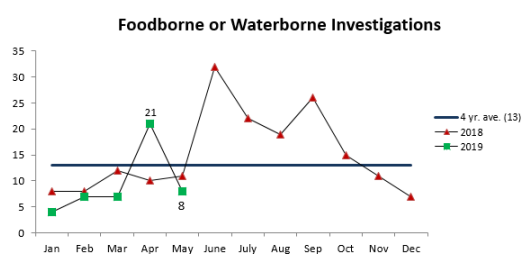
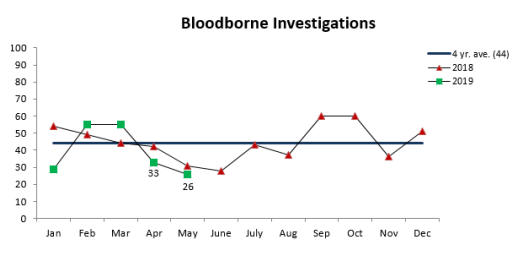
<sup>12</sup> Outreach contacts are the number of people who attended outreach events that are presentations, trainings, or other events where attendance is accurately calculated.

<sup>13</sup> "NA" indicates data points that were not being tracked for that year.

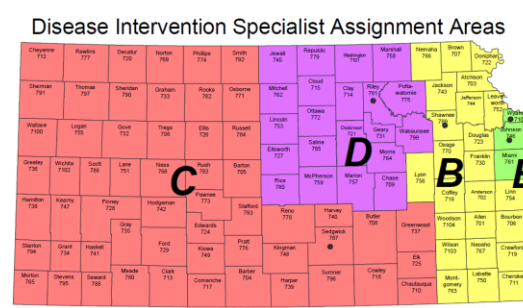
**Sedgwick County Division of Health**  
**Selected Kansas Notifiable Conditions**  
**Number of New Investigations by Date Investigation Started <sup>a</sup>.**

	2019 May	2018 May	2019 YTD	2018 YTD	4 Year Average Per Month
<b>Bloodborne Transmission</b>					
Hepatitis B, chronic	11	10	58	86	15
Hepatitis B, follow newborn of positive mom	0	1	12	13	2
Hepatitis C, chronic	15	20	128	121	28
<b>Foodborne and Waterborne Transmission</b>					
Campylobacteriosis	6	5	15	20	7
Shiga toxin-producing <i>Escherichia coli</i> <sup>b</sup>	2	0	22	4	2
Salmonellosis <sup>b</sup>	0	6	10	25	4
<b>Other Reportable Conditions</b>					
Elevated Blood Lead <sup>c</sup>	13	12	58	57	Not available <sup>c</sup>
<b>Respiratory/Droplet Transmission</b>					
Pertussis	5	1	17	28	7
<i>Streptococcus pneumoniae</i> , invasive disease	9	5	41	46	5
Tuberculosis – new active, suspect, and TB disease	9	0	23	12	23 <sup>e</sup>
Varicella (chickenpox)	6	5	31	33	7
<b>Sexual Transmission<sup>d</sup></b>					
Syphilis <sup>f</sup>	45	34 <sup>g</sup>	218	266 <sup>g</sup>	86 <sup>e</sup>
HIV/AIDS <sup>f</sup>	4	8 <sup>g</sup>	44	117 <sup>g</sup>	26 <sup>e</sup>
<b>Vector-Borne Transmission</b>					
Lyme disease	5	1	8	7	2
Spotted fever rickettsiosis	5	0	8	2	2
West Nile virus, non-neuroinvasive	0	1	1	1	1

**Monthly Trends of the Selected Investigations Shown on the Table**



<sup>a</sup> The most commonly reported notifiable conditions are listed in this table which shows the investigations performed by Sedgwick County staff (an indicator of workload and potential outbreaks). The numbers include suspect, probable and confirmed cases; people with positive screening tests; and contacts of cases.  
<sup>b</sup> Beginning January 2016, reports of salmonellosis or Shiga toxin-producing *E. coli* infection are investigated by KDHE and are shown on the table.  
<sup>c</sup> Beginning April 1, 2016, all elevated blood lead reports of  $\geq 5$   $\mu\text{g}/\text{dL}$  are investigated by SCDOH staff. From January 1, 2014 through March 31, 2016 elevated blood lead reports of  $\geq 10$   $\mu\text{g}/\text{dL}$  were investigated.  
<sup>d</sup> In cooperation with the Kansas Department of Health and Environment, Sedgwick County staff performs investigations of syphilis and HIV/AIDS in 57 Kansas counties. These data are shown in the table. Beginning January 2016, chlamydia and gonorrhea reports are investigated by KDHE ([http://www.kdheks.gov/sti\\_hiv/sti\\_reports.htm](http://www.kdheks.gov/sti_hiv/sti_reports.htm)).  
<sup>e</sup> Two year average per month.  
<sup>f</sup> Both 2016 and 2017 investigations are calculated using a new methodology (by date report created in case management system).  
<sup>g</sup> 2016 reflects Sedgwick County staff shortages and training of new investigators.



**Sedgwick County Disease Intervention Specialists Investigate Sexually Transmitted Infections in the 57 Counties Shown in Red (C)**