

DPS Monthly Highlights

Sedgwick County Division of Public Services

August 2019 Departmental Highlights Report

Department on Aging

Options Counseling	JAN	FEB	MAR	APR	MAY	JUN	JUL	AUG	SEP	OCT	NOV	DEC	TOTAL	AVG
2016	349	339	375	354	506	384	317	395	297	343	319	381	4,359	363
2017	439	403	465	375	421	403	309	368	303	281	281	241	4,289	357
2018	347	347	367	541	396	344	361	361	252	432	333	342	4,423	369
2019	404	352	368	396	364	247	262	91					2,484	311
Information & Referral Assistance (I&RA)	JAN	FEB	MAR	APR	MAY	JUN	JUL	AUG	SEP	OCT	NOV	DEC	TOTAL	AVG
2016	3,298	3,182	3,177	3,595	3,595	3,761	3,483	4,935	4,210	3,063	1,977	2,964	41,240	3,437
2017	3,702	3,160	3,678	3,141	3,555	4,118	3,618	4,037	3,481	4,114	4,114	2,737	43,455	3,621
2018	3,314	2,161	3,117	2,021	3,134	3,258	3,035	3,299	2,794	3,793	3,054	2,433	35,413	2,951
2019	2,984	2,668	2,767	2,718	2,716	2,691	3,015	2,945					22,504	2,813
Medicaid Waiver Assessment	JAN	FEB	MAR	APR	MAY	JUN	JUL	AUG	SEP	OCT	NOV	DEC	TOTAL	AVG
2016	433	464	461	481	443	488	519	577	520	503	422	504	5,815	485
2017	531	483	628	548	548	565	443	569	552	494	543	613	6,517	543
2018	633	601	608	619	589	511	581	563	453	622	457	493	6,730	561
2019	581	495	561	566	542	474	540	589					4,348	544
Home Delivered Meals, Mill Levy	JAN	FEB	MAR	APR	MAY	JUN	JUL	AUG	SEP	OCT	NOV	DEC	TOTAL	AVG
2016	3,348	3,208	3,411	3,082	3,273	3,230	3,569	4,128	3,613	3,802	3,765	4,203	42,632	3,553
2017	3,540	3,294	3,865	3,491	4,026	4,125	3,320	4,147	3,467	3,954	4,115	3,850	45,194	3,766
2018	3,948	3,468	3,887	3,800	4,113	3,664	3,819	4,147	3,312	3,962	3,371	3,516	45,007	3,751
2019	3,590	3,444	3,596	3,563	3,567	3,380	3,974	4,457					29,571	3,696
Sedgwick County Transportation (SCT)	JAN	FEB	MAR	APR	MAY	JUN	JUL	AUG	SEP	OCT	NOV	DEC	TOTAL	AVG
2016	1,277	1,533	1,486	1,385	1,463	1,531	1,450	1,006	1,600	1,551	1,487	1,323	17,092	1,424
2017	1,434	1,459	1,625	1,547	1,584	1,652	1,540	1,717	2,169	1,617	1,395	1,280	19,019	1,585
2018	1,330	1,217	1,250	1,497	1,486	1,392	1,466	1,382	1,541	1,434	1,338	1,097	16,430	1,369
2019	1,274	1,161	1,266	1,277	1,320	1,446	1,536	1,471					10,751	1,344

- The Kansas Association of Area Agencies on Aging and Disabilities (k4ad) represents all eleven Area Agencies on Aging (AAA) who coordinate services for older adults and individuals with a disability in all 105 counties of Kansas. Central Plains Area Agency on Aging (CPAAA) hosted the Annual k4ad Director's Retreat for AAA Director's August 7-9, 2019. The retreat was informative focusing on legislative updates, current issues facing AAA's and strategic planning for 2020.
- The AARP Foundation Tax-Aide offers free tax preparation for low-income older adults during the tax season. The Director finalized plans to establish Central Plains Area Agency on Aging (CPAAA) as an AARP Tax-Aide site for the 2019 tax season. In conjunction with AARP, the agency will host tax-aide volunteers IRS certified in tax preparation in February 2020 two days a week for tax preparation for those in need.
- The Team Lead for the Functional Assessment (FAI) Unit attended the National Home and Community Based Services (HCBS) Conference held in Baltimore, MD August 25-29, 2019. As one of the largest conferences for HCBS services, the event



Sedgwick County...
working for you

Sedgwick County Division of Public Services

316-660-7674 525 N. Main Suite 343 Wichita KS 67203 www.sedgwickcounty.org

featured policymakers including federal, state, and local government officials as well as those who administer, manage, and deliver waiver and other HCBS programming. The event highlighted changing needs of a growing population and best practices from across the country in home and community-based services.

COMCARE

Crisis Observation Unit	JAN	FEB	MAR	APR	MAY	JUN	JUL	AUG	SEP	OCT	NOV	DEC	TOTAL	AVG
2015	1	30	89	101	112	123	121	122	88	91	84	95	1057	88
2016	100	91	99	85	93	102	104	80	94	87	86	75	1036	91
2017	83	65	90	82	82	86	96	98	80	83	68	63	976	81
2018	78	70	70	81	77	63	76	89	84	90	77	75	930	78
2019	86	60	81	90	74	70	77	81					619	77
Children's Crisis Unit	JAN	FEB	MAR	APR	MAY	JUN	JUL	AUG	SEP	OCT	NOV	DEC	TOTAL	AVG
2015	5	13	5	9	12	8	7	6	3	6	9	8	91	8
2016	8	9	12	8	5	10	2	3	1	0	0	0	58	5
2017	0	0	7	6	5	3	1	4	6	5	6	4	47	4
2018	7	3	6	8	2	2	0	4	3	1	2	1	39	3
2019	3	2	1	4	3	5	0	2					20	3
Sobering Unit	JAN	FEB	MAR	APR	MAY	JUN	JUL	AUG	SEP	OCT	NOV	DEC	TOTAL	AVG
2015	N/A	10	56	25	30	43	22	45	22	22	35	28	338	31
2016	27	26	37	28	30	39	20	32	32	36	40	32	379	32
2017	51	40	64	36	30	45	42	42	29	38	25	26	468	39
2018	33	28	32	25	27	37	32	26	34	22	25	20	341	28
2019	28	19	26	27	65	76	78	102					421	53
Detox Unit	JAN	FEB	MAR	APR	MAY	JUN	JUL	AUG	SEP	OCT	NOV	DEC	TOTAL	AVG
2015	N/A	N/A	N/A	N/A	20	49	43	54	64	58	54	63	411	51
2016	61	65	57	68	61	57	49	45	65	79	86	63	762	64
2017	84	79	92	85	89	99	121	121	113	96	98	94	1171	98
2018	99	95	89	100	102	84	114	110	98	92	92	92	1167	97
2019	76	71	81	105	111	91	83	93					711	89
Crisis Stabilization Unit	JAN	FEB	MAR	APR	MAY	JUN	JUL	AUG	SEP	OCT	NOV	DEC	TOTAL	AVG
2018	30	19	22	17	23	13	22	22	21	20	19	14	242	20
2019	17	16	14	14	16	17	19	25					138	
Morris Place Clients	JAN	FEB	MAR	APR	MAY	JUN	JUL	AUG	SEP	OCT	NOV	DEC	TOTAL	AVG
2018	1	4	3	3	3	3	2	5	1	2	1	2	30	
2019	2	2	3	5	5	5	11	5					38	

- ICT-1 launched July 30, 2019, for a 90-day proof of concept pilot. This is the integrated care team of a paramedic, law enforcement, and clinician. Seven agencies are involved and results following the first 30 days are very promising.
- COMCARE is sponsoring a community awareness and fundraising event on October 17, 2019, featuring Zack McDermott and his Mom. Zack authored the book *The Gorilla and the Bird* about his personal experience with bipolar disorder. Brochures and information to purchase tickets are available electronically.
- COMCARE responded to 91 mental health calls in the month of August.



SCDDO

Total Individuals Eligible	JAN	FEB	MAR	APR	MAY	JUN	JULY	AUG	SEPT	OCT	NOV	DEC	AVG
2019	2534	2530	2540	2549	2543	2547	2554	2562					2545
2018	2525	2514	2517	2520	2523	2529	2543	2543	2544	2532	2533	2535	2530
2017	2566	2565	2559	2542	2543	2544	2547	2553	2556	2556	2516	2520	2547
Individuals Waiting for Services	JAN	FEB	MAR	APR	MAY	JUN	JULY	AUG	SEPT	OCT	NOV	DEC	AVG
2019	935	932	946	955	946	952	954	901					940
2018	949	916	919	924	918	866	904	928	930	932	937	936	922
2017	984	980	970	932	934	902	906	978	981	958	937	942	950
Options Counseling Transactions	JAN	FEB	MAR	APR	MAY	JUN	JULY	AUG	SEPT	OCT	NOV	DEC	AVG
2019	36	83	66	74	60	52	68	60					62
2018	106	70	65	70	60	99	94	53	56	73	39	39	69
2017	48	36	72	53	70	80	48	77	62	107	95	101	71
Intakes Completed	JAN	FEB	MAR	APR	MAY	JUN	JULY	AUG	SEPT	OCT	NOV	DEC	AVG
2019	11	7	11	9	15	4	4	8					9
2018	16	9	10	9	7	8	11	17	8	10	10	6	10
2017	6	6	11	7	12	7	13	13	11	13	11	13	10
Functional Assessments Completed	JAN	FEB	MAR	APR	MAY	JUN	JULY	AUG	SEPT	OCT	NOV	DEC	AVG
2019	164	138	155	148	136	162	169	162					154
2018	163	135	154	148	168	149	150	163	163	166	165	162	157
2017	220	150	193	223	174	186	207	207	216	226	179	198	198

- During the month of August, Sedgwick County Developmental Disability Organization (SCDDO) Quality Assurance Staff completed 11 day and 10 residential program visits.
- GT Independence joined the network of affiliated providers in Sedgwick County in August. GT is a financial management services (FMS) company that assists individuals to self-direct their services. Specific services offered include enhanced care, overnight respite, and personal care services. As a FMS company, GT Independence provides the administrative tasks allowing the individual receiving services or their guardian to function as employer and supervisor of the direct support worker providing the services.
- On August 23, 2019, Sedgwick County supervisors were introduced to the incoming Project SEARCH interns and new teacher in a meet and greet session. There are seven interns for the 2019/2020 school year with Sedgwick County departments’ offering twelve internship opportunities. Participating departments include Department of Corrections, Information and Technology Services, Exploration Place, Tag Office, Print Shop, Department on Aging, Health Department, SCDDO, and Sedgwick County Cafeteria.
- Dee Nighswonger, SCDO Director, completed eight visits during August with affiliates to discuss progress on our strategic focus areas, share about special projects, and receive feedback from our network on our efforts and how we can continue to improve our partnerships.
- On August 20, 2019, the SCDDO welcomed Anisa Jalil, a new MSW practicum student from Wichita State University.



- In partnership with SCDDO and NADD, Wichita State University has developed the NADD Specialty Clinical Certification badge courses. These courses are designed for advanced practitioners who provide clinical services to clients with co-occurring behavioral health needs and intellectual/developmental disability. These courses will help students prepare for future certification through NADD. This fall we launched the following courses: Clinical Assessment, Psychotherapy, and Positive Supports & Environments. Each course is equivalent to 1.0 credit hours or 15 CEU's. Scholarships for the fall semester are available through September 13, 2019. Students may begin courses between August 19, 2019, and November 19, 2019, with all coursework complete by December 5, 2019.
- Disability:IN Greater Wichita completed a two-part Mental Health in the Workplace Lunch & Learn series on August 28, 2019. The first session focused on Mindfulness in the workplace and the series ended with Compassion in the Workplace. Both sessions were taught by Sherilyn Dalke a licensed clinical counselor. Employers learned how mindfulness and compassion play an important role in our daily work life, and how by promoting & using both strategies they can help with employee productivity, loyalty, job satisfaction, as well as help with controlling stress. The Lunch & Learn topics were well received by the participants and several of the business representatives commented that they were planning to take the materials back to present to their managers to start to implement the strategies.
- Disability:IN Greater Wichita also announced the 2019 FORUM, breakout sessions scheduled for October 22, 2019. Sessions will include subjects on Veteran Relations: Filling the Skills Gap, Microsoft Suite Accessibility, ADA & the Interactive Process & Being Intentional: Proactive Approaches to Diversity & Inclusion Efforts. The FORUM will be kicked off with a keynote address from Anne Hirsh the Co-Director of the Job Accommodation Network (JAN). JAN is an internationally recognized authority on ADA accommodations. They have worked with fortune 500 companies as well as small businesses and employees making sure that accommodations are reasonable and attainable for all parties. JAN is also well known in the Human Resources world for hundreds of published articles focused on accommodations. The keynote address will be focused on Tools, Techniques and Technologies for creating Inclusive Workplaces.

Health Department*

- **Epidemiology:** In August, under the guidance of Epidemiology staff, a KU Master of Public Health student completed data entry and analysis of autopsy information from people who died of suicide in Sedgwick County during 2018. The slides prepared by the intern were presented by Dr. Nicole Klaus, KU Wichita Psychiatry Department, at the Board of County Commissioners meeting on September 4, 2019. Analyzing suicide data helps SCSPC monitor trends and the effect of interventions to decrease the rate of suicide in Sedgwick County.

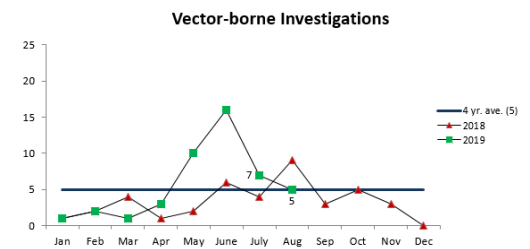
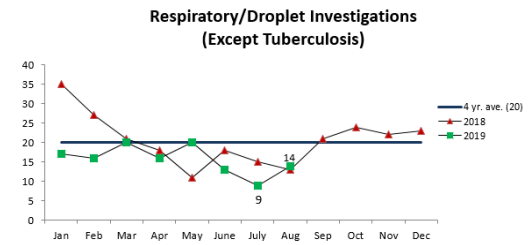
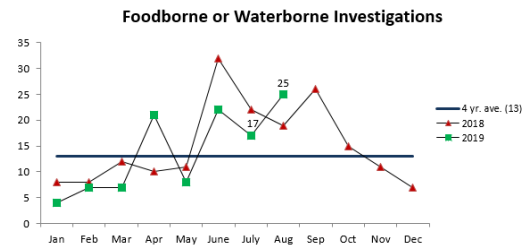
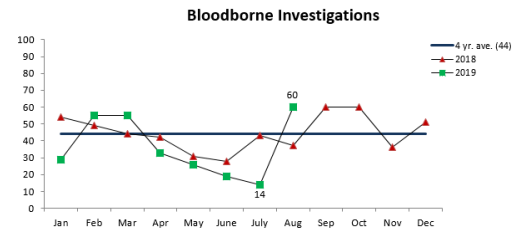
*Please see attached Sedgwick County Health Department Reports.



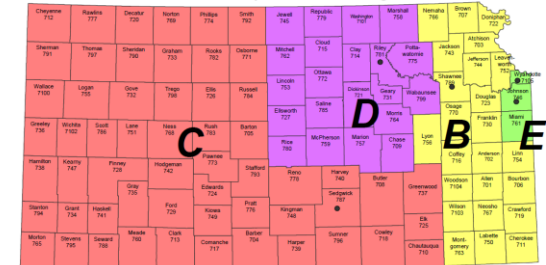
Sedgwick County Division of Health
Selected Kansas Notifiable Conditions
Number of New Investigations by Date Investigation Started ^a.

	2019 August	2018 August	2019 YTD	2018 YTD	4 Year Average Per Month
Bloodborne Transmission					
Hepatitis B, chronic	14	12	87	122	15
Hepatitis B, follow newborn of positive mom	1	1	15	17	2
Hepatitis C, chronic	45	24	184	190	28
Foodborne and Waterborne Transmission					
Campylobacteriosis	14	12	58	58	7
Shiga toxin-producing <i>Escherichia coli</i> ^b	2	3	27	21	2
Salmonellosis ^b	9	4	26	43	4
Other Reportable Conditions					
Elevated Blood Lead ^c	5	16	80	105	Not available ^c
Respiratory/Droplet Transmission					
Pertussis	10	10	35	49	7
<i>Streptococcus pneumoniae</i> , invasive disease	2	2	50	53	5
Tuberculosis – new active, suspect, and TB disease	15	2	46	14	23 ^e
Varicella (chickenpox)	2	1	43	51	7
Sexual Transmission^d					
Syphilis ^f	36	36 ^g	435 ^h	380 ^g	86 ^e
HIV/AIDS ^f	18	22 ^g	206 ^h	183 ^g	26 ^e
Vector-Borne Transmission					
Lyme disease	2	2	15	10	2
Spotted fever rickettsiosis	2	7	27	18	2
West Nile virus, non-neuroinvasive	1	0	3	1	1

Monthly Trends of the Selected Investigations Shown on the Table



Disease Intervention Specialist Assignment Areas



Sedgwick County Disease Intervention Specialists Investigate Sexually Transmitted Infections in the 57 Counties Shown in Red (C)

^a. The most commonly reported notifiable conditions are listed in this table which shows the investigations performed by Sedgwick County staff (an indicator of workload and potential outbreaks). The numbers include suspect, probable and confirmed cases; people with positive screening tests; and contacts of cases.
^b. Beginning January 2016, reports of salmonellosis or Shiga toxin-producing *E. coli* infection are investigated by KDHE and are shown on the table.
^c. Beginning April 1, 2016, all elevated blood lead reports of ≥ 5 $\mu\text{g}/\text{dL}$ are investigated by SCDOH staff. From January 1, 2014 through March 31, 2016 elevated blood lead reports of ≥ 10 $\mu\text{g}/\text{dL}$ were investigated.
^d. In cooperation with the Kansas Department of Health and Environment, Sedgwick County staff performs investigations of syphilis and HIV/AIDS in 57 Kansas counties. These data are shown in the table. Beginning January 2016, chlamydia and gonorrhea reports are investigated by KDHE (http://www.kdheks.gov/sti_hiv/sti_reports.htm).
^e. Two year average per month.
^f. Both 2016 and 2017 investigations are calculated using a new methodology (by date report created in case management system).
^g. 2016 reflects Sedgwick County staff shortages and training of new investigators.



Sedgwick County...
working for you

Selected Activities Workload Report

SEDGWICK COUNTY DIVISION OF HEALTH

August 2019

Published: 10-9-19

Page 1 of 2

Activity	Program	Aug 2019	Aug 2018	YTD 2019	YTD 2018	Annual Totals			Reason for Variance 2018-2019
						2018	2017	2016	
Clinical Encounters ¹	Children's Dental Clinic – on-site services	52	61	682	621	933	958	1,045	Services vary depending on community need
	Children's Dental Clinic – off-site screenings ²	14	16	140	135	18,920	17,744	15,777	Services vary depending on community need
	Early Detection Works ³	24	5	169	151	232	430	430	Monthly increase was due to appointments blocked in August 2018 from staffing shortage.
	Family Planning	421	406	3,668	3,778	5,250	5,445	5,438	
	Healthy Babies	799	583	5,683	4355	6,030	6,053	7,268	SCHD program procedure change instituted in January increased the number of home visits to better serve clients, especially those at high risk.
	Immunizations & Health Screenings	1,213	1,467	7,052	7,752	13,303	11,075	12,614	Immunization numbers can fluctuate for no apparent reason
	Maternal Child Health Care Coordination (MCHCC)	70	54	547	541	1,424	932	835	Monthly increase was due to more adolescent clients seen in Family Planning and/or Sexually Transmitted Infection Clinics
	Sexually Transmitted Infections Clinic	185	235	1,763	1,718	2,510	2,600	3,020	Monthly decrease was due to decrease in positive cases of STIs and subsequent follow-up treatment.
	Tuberculosis Control	261	166	1,440	1,424	1,986	3,033	3,050	Increase in active cases and investigations in 2019 have increased clinic visits for care.
	Women, Infants, & Children (WIC)	3,822	4,226	33,291	31,067	92,301	101,927	105,349	Caseload varies month to month.
Unduplicated Clients ⁴	Children's Dental Clinic	45	57	304	282	320	335	334	
	Early Detection Works ³	23	5	163	140	209	397	410	
	Family Planning	399	397	2,306	2,467	2,879	2,971	2,905	
	Healthy Babies Program – Primary Parent	439	413	688	592	1,255	1,000	1,000	Increase in clients in 2019 due to ongoing recruitment events.
	Immunizations & Health Screenings	1,128	1,332	5,598	5,895	9,956	8,337	8,940	
	Maternal Child Health Care Coordination (MCHCC)	70	54	547	541	1,392	881	800	
	Sexually Transmitted Infections Clinic	168	209	1,359	1,357	1,858	1,993	2,262	
	Tuberculosis Control	76	83	222	227	355	357	363	

¹ Clinical Encounters are documented face-to-face or over-the-phone contact between a SCDOH client and a SCDOH healthcare provider/practitioner for the purpose of providing healthcare service or assessing client health status.

² Off-site dental screenings are performed at Sedgwick County schools, health fairs and the Sedgwick County Juvenile Detention facility.

³ Early Detection Works is a program that provides breast & cervical cancer screening for women who qualify.

⁴ Unduplicated clients are the number of clients served. Each client is counted once during the reporting timeframe.

Activity	Program	Aug 2019	Aug 2018	YTD 2019	YTD 2018	Annual Totals			Reason for Variance
						2018	2017	2016	
Laboratory Tests ⁵	Tests sent out and performed in-house on SCDOH clients	1,356	1,328	11,871	12,261	17,617	18,784	21,676	
	Tests performed as contracted reference laboratory for clinics other than SCDOH	330	400	2,502	2,635	3,939	3,267	3,014	Natural fluctuation of specimen numbers from month to month.
New Investigations ⁶	Animal Control – All	159	289	1711	2586	3,547	2,168	2,040	Service calls fluctuate from month to month.
	Animal Control – Animal bite	1	1	13	31	42	54	34	Reports fluctuate month to month.
	Epidemiology	90	105	759	914	1,223	1,346	1,294	Reports of disease fluctuate from month to month.
	Sexually Transmitted Infection (STI) Control	42	58	475	587	893	1,542	1,273	Personnel changes and protocol limitations initiated by KDHE decrease overall numbers. Assignment area is 8 counties in 2019, reduced from 57 counties in 2018 by KDHE due to statewide reorganization.
	Tuberculosis (TB) Control	25	13	110	84	137	163	169	Increase in active cases in 2019 increase the number of investigations
Client Contacts ⁷	Epidemiology	435	467	3,306	3,362	6,050	7,453	5,978	Reports of disease fluctuate from month to month.
	Sexually Transmitted Infection Control ⁸	44	53	281	421	556	693	NA ¹¹	Personnel changes and protocol limitations initiated by KDHE decrease overall numbers. Assignment area is 8 counties in 2019, reduced from 57 counties in 2018 by KDHE due to statewide reorganization.
	Women, Infants, & Children (WIC)	3,710	3,957	33,134	31,685	46,611	53,665	NA	
Outreach Events ⁹	Animal Control	0	1	2	6	9	7	7	Outreach events fluctuate month to month
	Children's Dental Clinic	1	1	4	8	NA	NA	NA	Outreach opportunities vary from year to year
	Community Health Advocates	4	4	23	31	30	51	53	Outreach events fluctuate from month to month.
	Healthy Babies	1	2	9	16	21	8	NA	Outreach events fluctuate month to month
Outreach Contacts ¹⁰	Community Health Advocates	216	282	2,299	1,437	1,691	4,668	3,811	Outreach events fluctuate from month to month.
	Healthy Babies	0	0	134	154	420	198	NA	Outreach events fluctuate month to month

⁵ Number of laboratory tests performed by SCDOH laboratory, sent out to reference laboratories, and performed by SCDOH programs.

⁶ Number of field service calls (Animal Control) and total investigations of notifiable diseases (Epidemiology, STI Control and TB Control).

⁷ Client contacts are the number of phone calls, faxes, emails and in-person consultation to clients or health partners regarding health education or disease investigation and control about clients. Client contacts are provided by SCDOH staff that are not healthcare providers/practitioners or are not for the purpose of providing a healthcare service or assessing clinical health status.

⁸ In-clinic consultation counts only.

⁹ Outreach events are presentations to health partners/community groups and booths at community fairs/other events for the purpose of educating about health-related topics.

¹⁰ Outreach contacts are the number of people who attended outreach events that are presentations, trainings, or other events where attendance is accurately calculated.

¹¹ "NA" indicates data points that were not being tracked for that year.