

# DPS Monthly Highlights

## Sedgwick County Division of Public Services

### December 2019 Departmental Highlights Report

#### Department on Aging

Options Counseling	JAN	FEB	MAR	APR	MAY	JUN	JUL	AUG	SEP	OCT	NOV	DEC	TOTAL	AVG
2019	404	352	368	396	364	247	262	91	66	64	32	134	2,780	232
2018	347	347	367	541	396	344	361	361	252	432	333	342	4,423	369
2017	439	403	465	375	421	403	309	368	303	281	281	241	4,289	357
2016	349	339	375	354	506	384	317	395	297	343	319	381	4,359	363
Information & Referral Assistance (I&RA)	JAN	FEB	MAR	APR	MAY	JUN	JUL	AUG	SEP	OCT	NOV	DEC	TOTAL	AVG
2019	2,984	2,668	2,767	2,718	2,716	2,691	3,015	2,945	3,120	3,346	2,642	2,428	34,040	2,837
2018	3,314	2,161	3,117	2,021	3,134	3,258	3,035	3,299	2,794	3,793	3,054	2,433	35,413	2,951
2017	3,702	3,160	3,678	3,141	3,555	4,118	3,618	4,037	3,481	4,114	4,114	2,737	43,455	3,621
2016	3,298	3,182	3,177	3,595	3,595	3,761	3,483	4,935	4,210	3,063	1,977	2,964	41,240	3,437
Medicaid Waiver Assessment	JAN	FEB	MAR	APR	MAY	JUN	JUL	AUG	SEP	OCT	NOV	DEC	TOTAL	AVG
2019	581	495	561	566	542	474	540	589	551	637	471	545	6,552	546
2018	633	601	608	619	589	511	581	563	453	622	457	493	6,730	561
2017	531	483	628	548	548	565	443	569	552	494	543	613	6,517	543
2016	433	464	461	481	443	488	519	577	520	503	422	504	5,815	485
Home Delivered Meals, Mill Levy	JAN	FEB	MAR	APR	MAY	JUN	JUL	AUG	SEP	OCT	NOV	DEC	TOTAL	AVG
2019	3,590	3,444	3,596	3,563	3,567	3,380	3,974	4,457	3,792	4,378	3,766	3,833	45,340	3,778
2018	3,948	3,468	3,887	3,800	4,113	3,664	3,819	4,147	3,312	3,962	3,371	3,516	45,007	3,751
2017	3,540	3,294	3,865	3,491	4,026	4,125	3,320	4,147	3,467	3,954	4,115	3,850	45,194	3,766
2016	3,348	3,208	3,411	3,082	3,273	3,230	3,569	4,128	3,613	3,802	3,765	4,203	42,632	3,553
Sedgwick County Transportation (SCT)	JAN	FEB	MAR	APR	MAY	JUN	JUL	AUG	SEP	OCT	NOV	DEC	TOTAL	AVG
2019	1,274	1,161	1,266	1,277	1,320	1,446	1,536	1,471	1,645	1,535	1,378	1,238	16,547	1,379
2018	1,330	1,217	1,250	1,497	1,486	1,392	1,466	1,382	1,541	1,434	1,338	1,097	16,430	1,369
2017	1,434	1,459	1,625	1,547	1,584	1,652	1,540	1,717	2,169	1,617	1,395	1,280	19,019	1,585
2016	1,277	1,533	1,486	1,385	1,463	1,531	1,450	1,006	1,600	1,551	1,487	1,323	17,092	1,424

- Open enrollment for Medicare Part D began October 15 and ended December 7, 2019. Central Plains Area Agency on Aging (CPAAA) staff coordinated with Wichita State University, School of Social Work students, area senior centers and RSVP SHICK volunteers (Senior Health Insurance Counselors of Kansas). During this time, staff and volunteers assisted 905 adults looking at their Medicare benefits, Part D (Rx Plan) and other benefits available for a reported total cost savings of \$424,508 for beneficiaries. By helping clients sort through the options to find the plan that meets their needs, participants have a better understanding of benefit plans available, and may save on plan premiums and annual prescription drug costs.
- In December, as part of a community service project, the division participated in HumanKind Ministries – Operation Holiday and Eastminster’s, Christmas boxes. Staff volunteers distributed nonperishable food boxes and gift bags to individuals and families in need bringing holiday cheer to many throughout Wichita.



Sedgwick County...  
working for you

Sedgwick County Division of Public Services

316-660-7674 525 N. Main Suite 343 Wichita KS 67203 www.sedgwickcounty.org

**COMCARE**

<b>Crisis Observation Unit</b>	<b>JAN</b>	<b>FEB</b>	<b>MAR</b>	<b>APR</b>	<b>MAY</b>	<b>JUN</b>	<b>JUL</b>	<b>AUG</b>	<b>SEP</b>	<b>OCT</b>	<b>NOV</b>	<b>DEC</b>	<b>TOTAL</b>	<b>AVG</b>
2019	86	60	81	90	74	70	77	81	83	79	57	63	901	75
2018	78	70	70	81	77	63	76	89	84	90	77	75	930	78
2017	83	65	90	82	82	86	96	98	80	83	68	63	976	81
2016	100	91	99	85	93	102	104	80	94	87	86	75	1096	91
2015	1	30	89	101	112	123	121	122	88	91	84	95	1057	88
<b>Children's Crisis Unit</b>	<b>JAN</b>	<b>FEB</b>	<b>MAR</b>	<b>APR</b>	<b>MAY</b>	<b>JUN</b>	<b>JUL</b>	<b>AUG</b>	<b>SEP</b>	<b>OCT</b>	<b>NOV</b>	<b>DEC</b>	<b>TOTAL</b>	<b>AVG</b>
2019	3	2	1	4	3	5	0	2	2	4	1	1	28	2
2018	7	3	6	8	2	2	0	4	3	1	2	1	39	3
2017	0	0	7	6	5	3	1	4	6	5	6	4	47	4
2016	8	9	12	8	5	10	2	3	1	0	0	0	58	5
2015	5	13	5	9	12	8	7	6	3	6	9	8	91	8
<b>Sobering Unit</b>	<b>JAN</b>	<b>FEB</b>	<b>MAR</b>	<b>APR</b>	<b>MAY</b>	<b>JUN</b>	<b>JUL</b>	<b>AUG</b>	<b>SEP</b>	<b>OCT</b>	<b>NOV</b>	<b>DEC</b>	<b>TOTAL</b>	<b>AVG</b>
2019	28	19	26	27	65	76	78	102	86	102	93	79	781	65
2018	33	28	32	25	27	37	32	26	34	22	25	20	341	28
2017	51	40	64	36	30	45	42	42	29	38	25	26	468	39
2016	27	26	37	28	30	39	20	32	32	36	40	32	379	32
2015	N/A	10	56	25	30	43	22	45	22	22	35	28	338	31
<b>Detox Unit</b>	<b>JAN</b>	<b>FEB</b>	<b>MAR</b>	<b>APR</b>	<b>MAY</b>	<b>JUN</b>	<b>JUL</b>	<b>AUG</b>	<b>SEP</b>	<b>OCT</b>	<b>NOV</b>	<b>DEC</b>	<b>TOTAL</b>	<b>AVG</b>
2019	76	71	81	105	111	91	83	93	81	86	77	66	1021	85
2018	99	95	89	100	102	84	114	110	98	92	92	92	1167	97
2017	84	79	92	85	89	99	121	121	113	96	98	94	1171	98
2016	61	65	57	68	61	57	49	45	65	79	86	69	762	64
2015	N/A	N/A	N/A	N/A	20	49	43	54	64	58	54	69	411	51
<b>Crisis Stabilization Unit</b>	<b>JAN</b>	<b>FEB</b>	<b>MAR</b>	<b>APR</b>	<b>MAY</b>	<b>JUN</b>	<b>JUL</b>	<b>AUG</b>	<b>SEP</b>	<b>OCT</b>	<b>NOV</b>	<b>DEC</b>	<b>TOTAL</b>	<b>AVG</b>
2019	17	16	14	14	16	17	19	25	18	16	12	15	199	17
2018	30	19	22	17	23	13	22	22	21	20	19	14	242	20
<b>Morris Place Clients</b>	<b>JAN</b>	<b>FEB</b>	<b>MAR</b>	<b>APR</b>	<b>MAY</b>	<b>JUN</b>	<b>JUL</b>	<b>AUG</b>	<b>SEP</b>	<b>OCT</b>	<b>NOV</b>	<b>DEC</b>	<b>TOTAL</b>	<b>AVG</b>
2019	3	4	5	8	12	9	11	11	9	7	7	6	92	8
2018	1	4	3	3	3	3	2	5	1	2	1	2	30	3

- Osawatomi State Hospital is planning to open eight more beds soon. However, the moratorium is still in place and triage criteria continues to be a moving target based on census.
- They are heavy into training with staff on how to utilize their new Electronic Health Record (EHR). In addition to the formal trainings, lab time is available for staff with implementation team members available to assist employees to build their knowledge and comfort with the new EHR. Go-Live date is still scheduled for January 1, 2020.
- A School Based Clinician and School Based Case Manager (Sarah Rogers and Jennifer Cassity) were recognized by USD 259 as Good Apple Award recipients in their respective school. This was quite the honor for COMCARE staff to receive school based awards for their work as members of the School Mental Health Pilot.
- Paula Skinner, APRN and Daniel Jackson, Case Manager were honored at NAMI's Annual Awards Ceremony as Provider and Case Manager of the Year. Thank you NAMI for recognizing these dedicated public servants.



**SCDDO**

Total Individuals Eligible	JAN	FEB	MAR	APR	MAY	JUN	JULY	AUG	SEPT	OCT	NOV	DEC	AVG
2019	2534	2530	2540	2549	2543	2547	2554	2562	2564	2573	2571	2588	2558
2018	2525	2514	2517	2520	2523	2529	2543	2543	2544	2532	2533	2535	2530
2017	2566	2565	2559	2542	2543	2544	2547	2553	2556	2556	2516	2520	2547
Individuals Waiting for Services	JAN	FEB	MAR	APR	MAY	JUN	JULY	AUG	SEPT	OCT	NOV	DEC	AVG
2019	935	932	946	955	946	952	954	958	955	967	968	978	954
2018	949	916	919	924	918	866	904	928	930	932	937	936	922
2017	984	980	970	932	934	902	906	978	981	958	937	942	950
Options Counseling Transactions	JAN	FEB	MAR	APR	MAY	JUN	JULY	AUG	SEPT	OCT	NOV	DEC	AVG
2019	36	83	66	74	60	52	68	60	66	74	58	85	65
2018	106	70	65	70	60	99	94	53	56	73	39	39	69
2017	48	36	72	53	70	80	48	77	62	107	95	101	71
Intakes Completed	JAN	FEB	MAR	APR	MAY	JUN	JULY	AUG	SEPT	OCT	NOV	DEC	AVG
2019	11	7	11	9	15	4	4	8	8	11	10	3	8
2018	16	9	10	9	7	8	11	17	8	10	10	6	10
2017	6	6	11	7	12	7	13	13	11	13	11	13	10
Functional Assessments Completed	JAN	FEB	MAR	APR	MAY	JUN	JULY	AUG	SEPT	OCT	NOV	DEC	AVG
2019	164	138	155	148	136	162	169	162	174	162	160	156	157
2018	163	135	154	148	168	149	150	163	163	166	165	162	157
2017	220	150	193	223	174	186	207	207	216	226	179	198	198

- During the month of December, Sedgwick County Developmental Disability Organization (SCDDO) Quality Assurance Staff completed 12 day program and 21 residential visits.
- The SCDDO is getting nearer to selecting a new electronic medical record (EMR) software to replace the current program. Three companies provided an onsite demonstration of their EMR software for SCDDO staff, along with Purchasing and Information Technology Services, in December. The plan is to complete the process and make a selection by mid-to-late January with a goal of implementation by October.
- Staff representing all health and human services departments within the Division of Public Services, as well as, from the department of Corrections; participated in a Peer Coaching Preparatory Workshop with SCDDO Director, Dee Nighswonger. Planned Peer Coaching Groups will be facilitated January-June to engage identified staff in leadership development activities to support of the 2020 Kansas Leadership Center Transformation Grant awarded to Sedgwick County Government.

**Health Department\***

- Epidemiology Every year, the Epidemiology Surveillance Coordinator monitors influenza and influenza-like illness (ILI) activity in the U.S. and in Kansas. In December, the level of ILI began increasing and remained high. Influenza B/Victoria is the predominating flu strain, and most circulating viruses typed by the CDC matched the vaccine strains. There is still time to get your annual flu shot. Everyone 6 months of age and older can be vaccinated.

\*Please see attached Sedgwick County Health Department Reports.



*Sedgwick County...  
working for you*

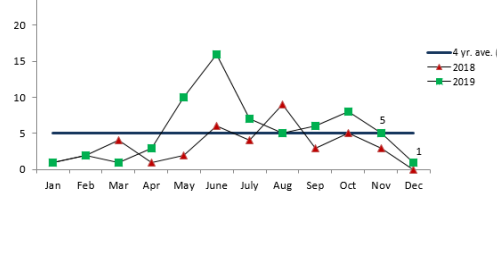
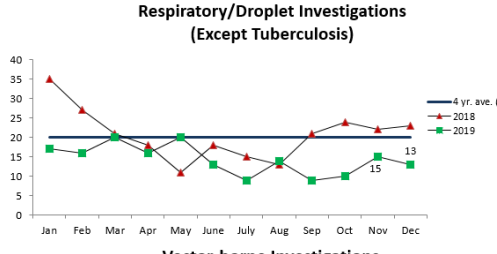
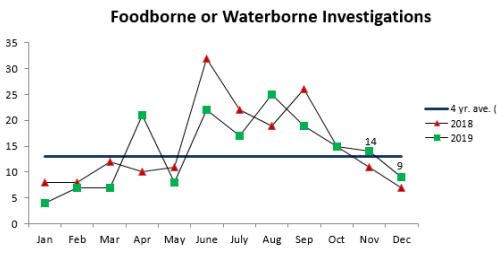
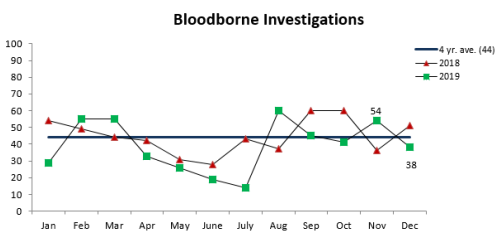
Sedgwick County Division of Public Services

316-660-7674 525 N. Main Suite 343 Wichita KS 67203 www.sedgwickcounty.org

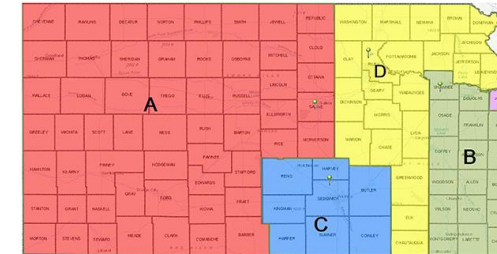
**Sedgwick County Division of Health**  
**Selected Kansas Notifiable Conditions**  
**Number of New Investigations by Date Investigation Started <sup>a</sup>.**

	2019 Dec.	2018 Dec.	2019 YTD	2018 YTD	4 Year Average Per Month
<b>Bloodborne Transmission</b>					
Hepatitis B, chronic	4	20	115	191	15
Hepatitis B, follow newborn of positive mom	7	3	22	29	2
Hepatitis C, chronic	27	28	327	216	28
<b>Foodborne and Waterborne Transmission</b>					
Campylobacteriosis	2	3	91	92	7
Shiga toxin-producing <i>Escherichia coli</i> <sup>b</sup>	1	0	29	26	2
Salmonellosis <sup>b</sup>	6	4	48	63	4
<b>Other Reportable Conditions</b>					
Elevated Blood Lead <sup>c</sup>	3	7	98	147	Not available <sup>c</sup>
<b>Respiratory/Droplet Transmission</b>					
Pertussis	2	12	47	83	7
<i>Streptococcus pneumoniae</i> , invasive disease	5	8	69	73	5
Tuberculosis — new active, suspect, and TB disease	11	0	72	39	23 <sup>e</sup>
Varicella (chickenpox)	6	1	54	87	7
<b>Sexual Transmission<sup>d</sup></b>					
Syphilis <sup>f</sup>	18	32 <sup>g</sup>	409 <sup>h</sup>	541 <sup>g</sup>	86 <sup>e</sup>
HIV/AIDS <sup>f</sup>	6	6 <sup>g</sup>	93 <sup>h</sup>	223 <sup>g</sup>	26 <sup>e</sup>
<b>Vector-Borne Transmission</b>					
Lyme disease	0	0	21	14	2
Spotted fever rickettsiosis	1	0	39	23	2
West Nile virus, non-neuroinvasive	0	0	5	3	1

**Monthly Trends of the Selected Investigations Shown on the Table**



**Disease Intervention Specialist Assignment Areas**



Sedgwick County Disease Intervention Specialists Investigate Sexually Transmitted Infections in the 8 Counties Shown in blue (C)

<sup>a</sup> The most commonly reported notifiable conditions are listed in this table which shows the investigations performed by Sedgwick County staff (an indicator of workload and potential outbreaks). The numbers include suspect, probable and confirmed cases; people with positive screening tests; and contacts of cases.  
<sup>b</sup> Beginning January 2016, reports of salmonellosis or Shiga toxin-producing *E. coli* infection are investigated by KDHE and are shown on the table.  
<sup>c</sup> Beginning April 1, 2016, all elevated blood lead reports of  $\geq 5$   $\mu\text{g}/\text{dL}$  are investigated by SCDOH staff. From January 1, 2014 through March 31, 2016 elevated blood lead reports of  $\geq 10$   $\mu\text{g}/\text{dL}$  were investigated.  
<sup>d</sup> In cooperation with the Kansas Department of Health and Environment, Sedgwick County staff performs investigations of syphilis and HIV/AIDS in 57 Kansas counties. These data are shown in the table. Beginning January 2016, chlamydia and gonorrhea reports are investigated by KDHE ([http://www.kdheks.gov/sti\\_hiv/sti\\_reports.htm](http://www.kdheks.gov/sti_hiv/sti_reports.htm)).  
<sup>e</sup> Two year average per month.  
<sup>f</sup> Both 2016 and 2017 investigations are calculated using a new methodology (by date report created in case management system).  
<sup>g</sup> 2016 reflects Sedgwick County staff shortages and training of new investigators.



Sedgwick County...  
working for you

## Selected Activities Workload Report

SEDGWICK COUNTY HEALTH DEPARTMENT

December 2019

Published: 02/12/20

Page 1 of 2

Activity	Program	Dec 2019	Dec 2018	YTD 2019	YTD 2018	Annual Totals			Reason for Variance 2018-2019
						2018	2017	2016	
Clinical Encounters <sup>1</sup>	Children's Dental Clinic – on-site services	65	48	1,037	933	933	958	1,045	CDC has focused on increasing appointment opportunities for on-site services in 2019
	Children's Dental Clinic – off-site screenings <sup>2</sup>	1,793	3,230	13,894	20,830	18,920	17,744	15,777	Decrease in 2019 due to Hunter Health no longer needing school screening support from SCHD.
	Early Detection Works <sup>3</sup>	22	11	290	232	232	430	430	In December, staff members started enrolling qualifying family planning patients into the EDW program at their FP visit instead of waiting for patients to enroll on their own.
	Family Planning	358	371	5,301	5,250	5,250	5,445	5,438	
	Healthy Babies	496	573	8,017	6603	6,030	6,053	7,268	In October, due to high client caseloads, Healthy Babies began a waitlist. This decreased encounters and client numbers.
	Immunizations & Health Screenings	803	720	11,703	13,303	13,303	11,075	12,614	Immunization numbers can vary for no apparent reason.
	Maternal Child Health Care Coordination (MCHCC)	216	256	3,662	3,939	1,424	932	835	Case load varies based on the number of qualifying clients seen through Family Planning each month.
	Sexually Transmitted Infections Clinic	191	192	2,537	2,510	2,510	2,600	3,020	
	Tuberculosis Control	267	79	2,502	1,986	1,986	3,033	3,050	Increase in active cases and investigations in 2019 have increased the number of encounters.
	Women, Infants, & Children (WIC)	3,491	3,322	47,868	45,690	92,301	101,927	105,349	WIC caseload varies monthly.
Unduplicated Clients <sup>4</sup>	Children's Dental Clinic	55	39	359	320	320	335	334	The Children's Dental Clinic has increased efforts to educate community partners about patient eligibility in 2019
	Early Detection Works <sup>3</sup>	22	11	268	209	209	397	410	
	Family Planning	343	357	2,839	2,879	2,879	2,971	2,905	
	Healthy Babies Program – Primary Parent	370	412	765	702	1,255	1,000	1,000	
	Immunizations & Health Screenings	729	658	9,186	9,956	9,956	8,337	8,940	
	Maternal Child Health Care Coordination (MCHCC)	216	256	3,662	3,939	1,392	881	800	
	Sexually Transmitted Infections Clinic	171	181	1,868	1,858	1,858	1,993	2,262	
	Tuberculosis Control	68	43	326	355	355	357	363	

<sup>1</sup> Clinical Encounters are documented face-to-face or over-the-phone contact between a SCHD client and a SCHD healthcare provider/practitioner for the purpose of providing healthcare service or assessing client health status.

<sup>2</sup> Off-site dental screenings are performed at Sedgwick County schools, health fairs and the Sedgwick County Juvenile Detention facility.

<sup>3</sup> Early Detection Works is a program that provides breast & cervical cancer screening for women who qualify.

<sup>4</sup> Unduplicated clients are the number of clients served. Each client is counted once during the reporting timeframe.

Activity	Program	Dec 2019	Dec 2018	YTD 2019	YTD 2018	Annual Totals			Reason for Variance
						2018	2017	2016	
Laboratory Tests <sup>5</sup>	Tests sent out and performed in-house on SCHED clients	1,208	1,341	17,009	17,611	17,617	18,784	21,676	Decrease in sexually transmitted infection testing due to temporary change in investigation procedures.
	Tests performed as contracted reference laboratory for clinics other than SCHED	216	256	3,662	3,939	3,939	3,267	3,014	Decrease due to non-SCHED clinic time off due to mid-week holidays.
New Investigations <sup>6</sup>	Animal Control – All	214	261	2,369	3,547	3,547	2,168	2,040	Service calls fluctuate from month to month.
	Animal Control – Animal bite	1	6	18	42	42	54	34	Reports fluctuate from month to month
	Epidemiology	99	94	1,110	1,230	1,223	1,346	1,294	Reports of disease fluctuate from month to month.
	Sexually Transmitted Infection (STI) Control	25	38	594	764	893	1,542	1,273	Personnel changes and protocol limitations initiated by KDHE decrease overall numbers. Assignment area is 8 counties in 2019, reduced from 57 counties in 2018 by KDHE due to statewide reorganization.
	Tuberculosis (TB) Control	17	6	181	137	137	163	169	Increase in active cases in 2019 increased the number of investigations
Client Contacts <sup>7</sup>	Epidemiology	394	397	4,848	5,248	6,050	7,453	5,978	Reports of disease fluctuate from month to month.
	Sexually Transmitted Infection Control <sup>8</sup>	34	28	386	556	556	693	NA <sup>11</sup>	Personnel changes and protocol limitations initiated by KDHE decrease overall numbers. Assignment area is 8 counties in 2019, reduced from 57 counties in 2018 by KDHE due to statewide reorganization.
	Women, Infants, & Children (WIC)	3,369	3,506	46,986	46,611	46,611	53,665	NA	WIC caseload varies monthly.
Outreach Events <sup>9</sup>	Animal Control	1	0	6	9	9	7	7	Presentations are provided at the request or invitation of community organizations, schools or community fairs. Outreach events fluctuate month to month.
	Children's Dental Clinic	0	0	9	10	NA	NA	NA	Presentations are provided at the request or invitation of community organizations, schools or community fairs. Outreach events fluctuate month to month.
	Community Health Advocates	0	0	37	48	30	51	53	Outreach events fluctuate from month-to-month.
	Healthy Babies	0	1	14	21	21	8	NA	Healthy Babies had no events planned for December.
Outreach Contacts <sup>10</sup>	Community Health Advocates	0	0	2,908	1,703	1,691	4,668	3,811	Outreach events fluctuate from month-to-month.
	Healthy Babies	0	6	134	420	420	198	NA	We have not had an outreach coordinator hired as planned for 2019. A new coordinator will be hired in 2020.

<sup>5</sup> Number of laboratory tests performed by SCHED laboratory, sent out to reference laboratories, and performed by SCHED programs.

<sup>6</sup> Number of field service calls (Animal Control) and total investigations of notifiable diseases (Epidemiology, STI Control and TB Control).

<sup>7</sup> Client contacts are the number of phone calls, faxes, emails and in-person consultation to clients or health partners regarding health education or disease investigation and control about clients. Client contacts are provided by SCHED staff that are not healthcare providers/practitioners or are not for the purpose of providing a healthcare service or assessing clinical health status.

<sup>8</sup> In-clinic consultation counts only.

<sup>9</sup> Outreach events are presentations to health partners/community groups and booths at community fairs/other events for the purpose of educating about health-related topics.

<sup>10</sup> Outreach contacts are the number of people who attended outreach events that are presentations, trainings, or other events where attendance is accurately calculated.

<sup>11</sup> "NA" indicates data points that were not being tracked for that year.