

Crime Prevention Fund

Mission: Provide a continuum of evidence-based correctional services in our community, which promotes public safety and accountability while supporting positive behavior change, in an effort to reduce recidivism.

**Steven Stonehouse
Director**

700 S. Hydraulic St.
Wichita, KS 67211
316.660.9753

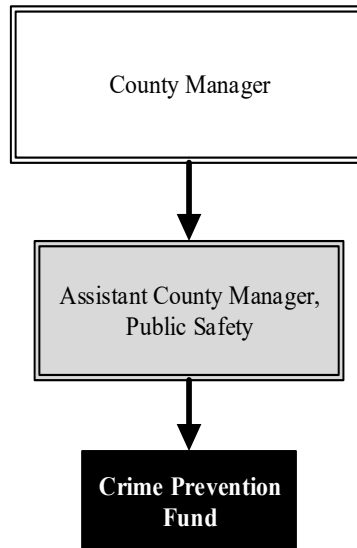
steven.stonehouse@sedgwick.gov

Overview

The Sedgwick County Community Crime Prevention Fund utilizes current research to target grant dollars to programs demonstrating the greatest crime prevention impact. Programs serve youth assessed at moderate to high risk for offending as well as their families.

For fiscal year 2023, five programs received funding:

- Center for Behavioral & Academic Research (CBAR) - McAdams Academy - educational services for suspended/expelled students
- Mental Health Association - Promoting Alternative Thinking Strategies (PATHS) for Kids
- Community Solutions, Inc. (CSI) - Multisystemic Therapy
- Youth Advocacy Program (YAP) - Youth mentoring and tutoring with a sports component
- Funding was provided for administrative fees to support consultation services through Wichita State University (WSU)



Strategic Goals:

- *Administer the Sedgwick County Community Crime Prevention Fund utilizing evidence-based research to achieve the greatest impact to youth involved in the juvenile justice system*
- *Utilize a community-wide focus to develop a comprehensive continuum of crime prevention and early intervention programs to address areas of need*
- *Positively impact juvenile offending and work toward reducing racial and ethnic disparity in the juvenile justice area*

Highlights

- During State Fiscal Year 2022, Sedgwick County Crime Prevention Programs served a total of 445 youth and achieved a 96.0 percent success rate, after two years impacted by the coronavirus disease (COVID-19) pandemic, the programs are considered to be back in operation



Accomplishments and Strategic Results

Accomplishments

The Sedgwick County Crime Prevention Fund has been managed by the Department of Corrections since January 1, 2018. The Department of Corrections contracts with Wichita State University for an annual independent program evaluation of the funded programs.

Crime Prevention providers receive contact with the professional evaluator and were offered the opportunity to participate in the Risk Need Responsivity Model (RNR) training in April 2023.

The Kansas Department of Corrections - Juvenile Services and the Sedgwick County Crime Prevention Fund supported secondary and tertiary programs that served 649 youth.

Strategic Results

Based on ongoing work with Wichita State University (WSU) and Dr. Delores Craig-Moreland, grant funds will continue to be directed to programming that achieves the greatest crime prevention impact. The current recipients have been placed on a schedule for funding through December 2023, to coincide with the County's budget period. A request for proposal (RFP) process will occur in the Fall of 2023 to determine the recipients for funding in 2024.

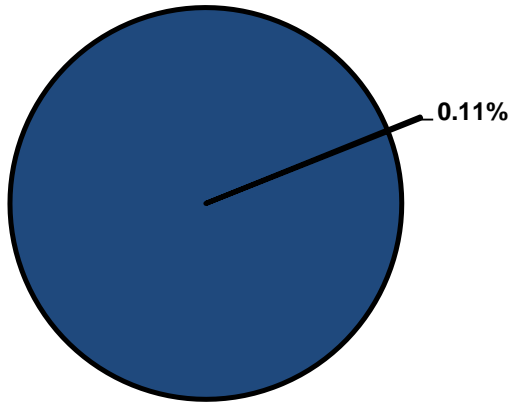


Significant Budget Adjustments

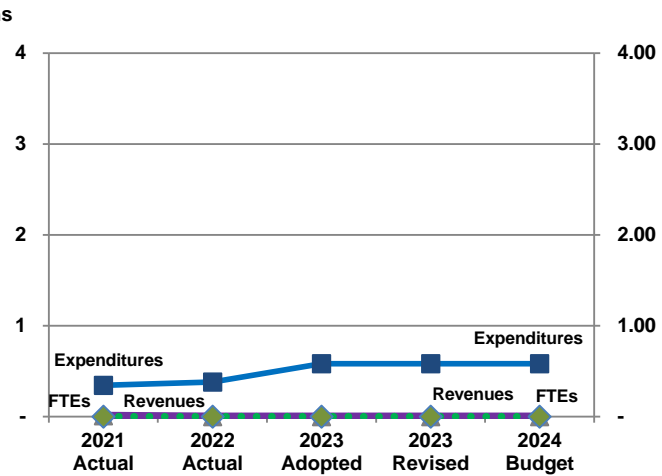
There are no significant adjustments to the Crime Prevention Fund's 2024 budget.

Departmental Graphical Summary

18th Judicial District
Percent of Total County Operating Budget



Expenditures, Program Revenue & FTEs
All Operating Funds



Budget Summary by Category

Expenditures	2021 Actual	2022 Actual	2023 Adopted	2023 Revised	2024 Budget	Amount Chg '23 Rev.-'24	% Chg '23 Rev.-'24
Personnel	-	-	-	-	-	-	-
Contractual Services	344,632	380,618	582,383	582,383	582,383	-	0.00%
Debt Service	-	-	-	-	-	-	-
Commodities	-	-	-	-	-	-	-
Capital Improvements	-	-	-	-	-	-	-
Capital Equipment	-	-	-	-	-	-	-
Interfund Transfers	-	-	-	-	-	-	-
Total Expenditures	344,632	380,618	582,383	582,383	582,383	-	0.00%
Revenues							
Tax Revenues	-	-	-	-	-	-	-
Licenses and Permits	-	-	-	-	-	-	-
Intergovernmental	-	-	-	-	-	-	-
Charges for Services	-	-	-	-	-	-	-
All Other Revenue	8,846	-	-	-	-	-	-
Total Revenues	8,846	-	-	-	-	-	-
Full-Time Equivalents (FTEs)							
Property Tax Funded	-	-	-	-	-	-	-
Non-Property Tax Funded	-	-	-	-	-	-	-
Total FTEs	-	-	-	-	-	-	-

Budget Summary by Fund

Fund	2021 Actual	2022 Actual	2023 Adopted	2023 Revised	2024 Budget	Amount Chg '23 Rev.-'24	% Chg '23 Rev.-'24
General Fund	344,632	380,618	582,383	582,383	582,383	-	0.00%
	-	-	-	-	-	-	-
	-	-	-	-	-	-	-
Total Expenditures	344,632	380,618	582,383	582,383	582,383	-	0.00%

Significant Budget Adjustments from Prior Year Revised Budget

Expenditures Revenues FTEs

Total - - -

Budget Summary by Program

Program	Fund	2021 Actual	2022 Actual	2023 Adopted	2023 Revised	2024 Budget	% Chg '23 Rev.-'24	2024 FTEs
Crime Prevention Fund	110	344,632	380,618	582,383	582,383	582,383	0.00%	-
Total		344,632	380,618	582,383	582,383	582,383	0.00%	-