

# 2021

## FINANCIAL YEAR IN REVIEW



2021



Division of Finance - 316-660-7591  
100 N. Broadway St, Suite 610 Wichita, KS 67202

[SEDGWICKCOUNTY.ORG](http://SEDGWICKCOUNTY.ORG)



## CONTENTS

Demographics	1
2021 Notable Accomplishments	1
Sedgwick County	2
Economic Indicators	3
Top 10 Employers of Sedgwick County 2021	3
Service Statistics	4
Government Wide Sources of Revenue	5
Government Wide Expenses by Service Area	6
Where does the money come from	7
Total Net Position	8
Restricted Net Position	8
Property Taxes Levied	9
Property Tax	10
Fiscal Challenges Going Forward	11
County Agencies, Boards, Offices	12
2021 Projects	12
Attractions	13
Elected Officials	13

Find the Financial Year in Review at [sedgwickcounty.org](https://sedgwickcounty.org), or contact the Sedgwick County Division of Finance at (316) 660-7591 or 100 N. Broadway, Ste 610 Wichita, KS 67202

# DEMOGRAPHICS

	2020	2021
Population	523,824	526,551
Per Capita Income	56,550	59,378
Wichita MSA <sup>1</sup> Unemployment Rate	4.4%	3.2%
Number of County Employees	2,553	2,580

<sup>1</sup>*Metropolitan Statistical Area*

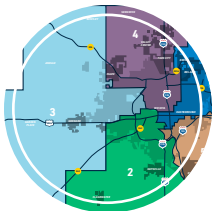
## 2021 NOTABLE ACCOMPLISHMENTS



Vaccines for the Coronavirus disease (COVID-19) pandemic rolled out in early 2021. The Board of County Commissioners (BOCC) authorized the use of a portion of its \$99.6 million in Federal Coronavirus Aid, Relief, and Economic Security Act (CARES) funding to be to provide staffing and leased space for both COVID-19 mass testing and vaccination sites to respond to the pandemic.



After extreme weather in February 2021 that caused unprecedented spikes in utility costs, the BOCC acted quickly to declare a local disaster emergency to assist smaller cities who operated utilities to access emergency funding.



In December 2021, the BOCC approved a redistricting plan after assembling a community-wide task force to review options and make recommendations. The BOCC approved the plan that was recommended unanimously by the task force.



The BOCC passed the 2022 Sedgwick County budget with a flat mill levy rate. The budget prioritized equity in regards to compensation, funding safety services, and continuing community partnerships.

# SEDGWICK COUNTY

Located in south-central Kansas, Sedgwick County was officially established in 1867 and bears the name of Civil War hero Major General John Sedgwick of the Union Army. In 1870, Sedgwick County's first county officials were elected and the City of Wichita was selected to be the county seat.

Sedgwick County occupies 1,008 square miles of land is the second most populous of the 105 counties in Kansas, with an estimated 513, 607 residents. Wichita, the largest city in the state of Kansas, is known as the "Air Capital of World" for its internationally-recognized concentration of commercial and military airplane production and aviation services.

The County is governed by a five-member Board of Sedgwick County Commissioners that meets in regular session each Wednesday morning except for the last Wednesday of each month. The commissioners, who serve four-year terms, are full-time County officials and perform executive, legislative, and policy-related functions.

The Commissioners also appoint a professional County Manager to administer most county functions, and to implement policy decisions. Tasks of the County Manager range from the management of special projects to the daily functions of approximately 2,580 full-time employees.

## Fast Facts About Sedgwick County

*Population:* 526,551

*Founded:* 1870

*Area:* 1008 Square Miles

*Named for:* John

Sedgwick, United States

Army Major-General.

*Abbreviation:* SG

*County Seat:* Wichita

*State:* Kansas

*Area Code:* 316

*Sales Tax:* 7.50%





## ECONOMIC INDICATORS

The Wichita MSA unemployment rate at the end of 2021 was **3.2%**, this was a 1.1% decrease from 2020.

At the end of the first quarter of 2021, **the median home sales price in Wichita for new and existing homes was \$182,800.**

**In Sedgwick County, residential property accounts for the largest percentage (62.5 percent) of the total assessed value of real property.** The second largest is commercial property, comprising of 34.4 percent of the county's total assessed value of real property.

In the Wichita MSA, **manufacturing employment accounts for 15.7% of all jobs.**

**Health care jobs remain the highest paying occupations in Kansas.**

The cost of living in Wichita is a moderate 92.2, **almost 7.8% below the national urban area average.**



## TOP 10 EMPLOYERS OF SEDGWICK COUNTY 2021

Company	# of Employees
Spirit AeroSystems, Inc.	9,500
Textron Aviation	9,000
Wichita Public Schools USD #259	5,604
Ascension Via Christi Health Inc.	5,389
U.S. Government	5,167
McConnell Air Force Base	3,500
Koch Industries Inc.	3,300
City of Wichita	2,762
Sedgwick County	2,580
Wichita State University	2,105

Source: Wichita Business Journal and Kansas Department of Labor

# SERVICE STATISTICS

## GENERAL GOVERNMENT



Function/Program	2020	2021
Number of registered voters	322,575	321,697
Number of taxable real estate parcels	217,966	219,121

## PUBLIC SAFETY



Function/Program	2020	2021
Average monthly number of 911 calls	42,447	44,582
Average monthly number of EMS responses	5,476	5,819
Number of residential structural fires per 100,000 households	102	90
Average monthly number of medical responses by Fire	311	349
Average daily population, juveniles in detention	44	43
Average daily population in custody of Sheriff	1,503	1,422

Source: County operating departments

## PUBLIC WORKS




Function/Program	2020	2021
Miles of road improved	101	104
Miles of road maintained	609	604

## HEALTH & WELFARE



Function/Program	2020	2021
Number of mental health program clients	11,467	11,586
Number of individuals eligible for developmental disability services	2,604	2,653

## CULTURE & RECREATION



Function/Program	2020	2021
Number of events per year at Intrust Bank Arena	29	71
Annual Attendance at Intrust Bank Arena	140,126	133,561
Annual attendance at Sedgwick County Zoo	302,901	634,267
Annual attendance at Sedgwick County Park	1,073,618	1,110,019

# GOVERNMENT WIDE SOURCES OF REVENUE



	2021	%	2020	%	2019
Charges for services	\$67,097,346	16.2%	\$64,764,229	15.0%	\$71,241,325
Operating Grants/ Contributions	\$99,863,420	24.1%	\$128,383,227	29.7%	\$47,047,644
Capital Grants/ Contributions	\$9,149,692	2.2%	\$9,123,791	2.1%	\$3,989,463
Property Tax	\$194,224,778	47.0%	\$185,622,713	42.0%	\$178,745,661
Regular Sales Tax	\$35,832,414	8.7%	\$30,735,040	7.1%	\$30,423,553
Other Tax	\$3,642,342	0.9%	\$3,636,160	0.8%	\$3,592,849
Investment Income	\$3,758,701	0.9%	\$9,548,184	2.2%	\$13,779,510
<b>Total Revenues</b>	<b>\$413,568,693</b>		<b>\$431,813,344</b>		<b>\$348,820,005</b>

Charges for Services revenues **increased \$2.3 million in 2021** compared to 2020 as Sedgwick County was able to offer more services safely in 2021 as restrictions were lifted.

*Charges for services* are fees charged to users of a service to offset the incurred cost.

Capital grants and contributions increased **\$.026 million**.

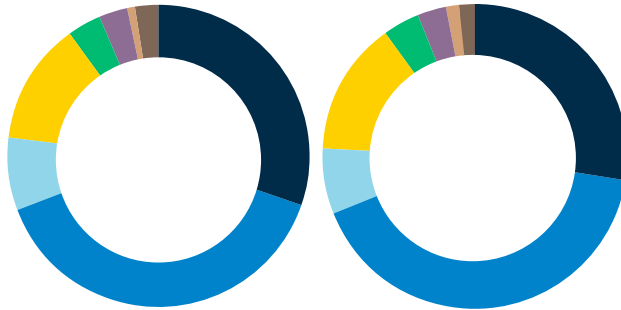
*Capital grants and contributions* are grant funds that are to be used specifically for the purchase of property, the construction, remodeling or expansions of the facility, or to purchase equipment needed to run the program.

Operating grants and contributions **decreased \$28.5 million from 2020 to 2021**. This decrease is primarily due to the COVID funding that the County received in 2020 in compared to what was received in 2021.

*Operating grants and contributions* are grant funds that are to be used specifically for the day to day costs of running the program.

Property tax collections **increased \$8.6 million**; The County's assessed valuation grew 4.6% for the 2021 budget year.

## GOVERNMENT WIDE EXPENSES BY SERVICE AREA



	2021	%	2020	%	2019
General Government	124,105,807	30.5%	109,933,474	27.8%	56,019,543
Public Safety	157,967,953	38.9%	163,393,621	41.4%	163,535,655
Public Works	30,997,570	7.6%	27,094,579	6.9%	31,694,099
Health/Welfare	53,007,670	13.0%	56,349,711	14.2%	56,904,126
Culture/Recreation	15,000,255	3.7%	15,268,317	3.9%	15,679,763
Community Development	12,365,262	3.0%	11,933,184	3.0%	11,761,470
Interest on Long Term Debt	4,056,403	1.0%	4,960,515	1.3%	5,234,624
Arena	9,349,194	2.3%	6,518,660	1.6%	5,933,968
<b>Total Expenses</b>	<b>406,850,114</b>		<b>395,452,061</b>		<b>346,763,248</b>

Government wide expenses increased **\$11.4 million**.

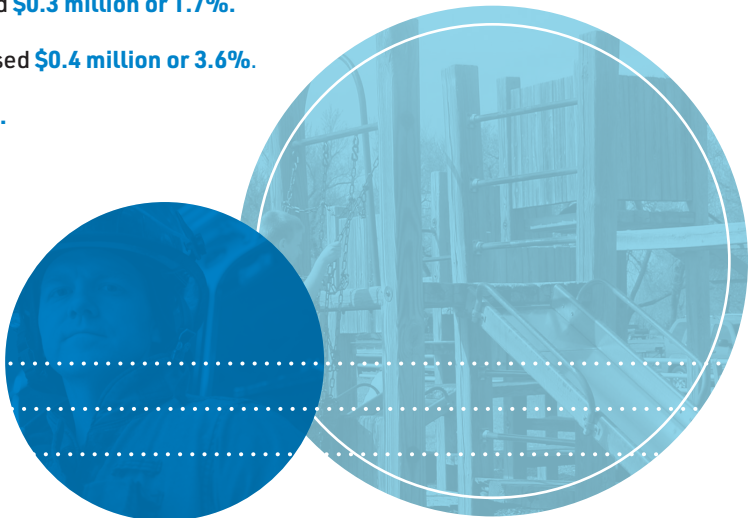
General government expenses increased **\$14.2 million, 12.9%**.

Health and welfare expenses decreased **\$3.3 million or 5.9%**.

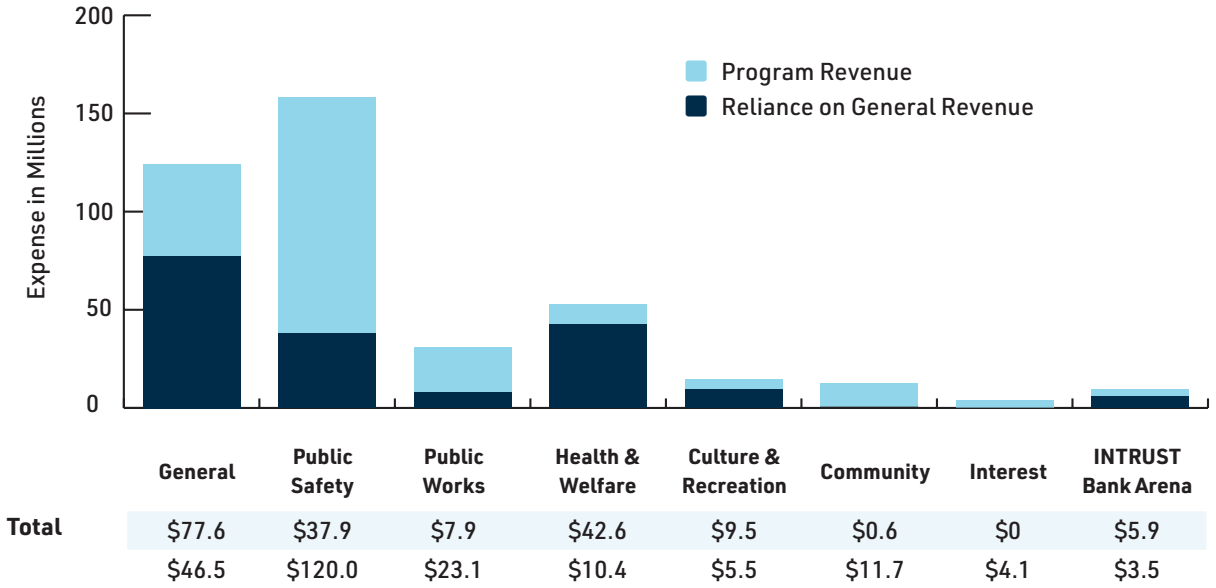
Culture and recreation expenses decreased **\$0.3 million or 1.7%**.

Community development expenses increased **\$0.4 million or 3.6%**.

Public safety decreased **\$5.4 million, 3.3%**.



# WHERE DOES THE MONEY COME FROM



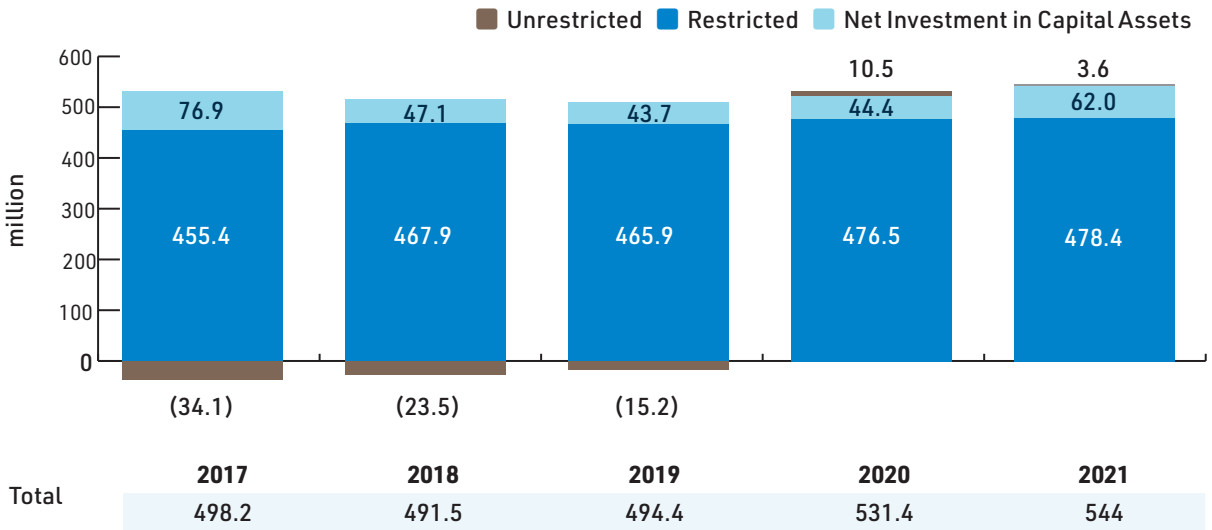
Program revenues include [1] charges to customers or applicants who purchase, use, or directly benefit from goods, services, or privileges provided by a given function or segment and [2] grants and contributions that are restricted to meeting the operational or capital requirements of a particular function or segment.

- County Appraiser
- County Clerk
- County Commissioners
- County Counselor
- County Manager
- County Treasurer
- Division of Human Resources
- Election Commissioner
- Enterprise Resource Planning
- Facilities Management
- Financial Management
- Metropolitan Area
- Planning Department Register of Deeds
- 18th Judicial District
- Department of Corrections
- District Attorney
- Emergency Communications
- Emergency Management
- Emergency Medical Services
- Fire District 1
- Metropolitan Area Building and Construction Department
- Regional Forensic Science Center
- Sheriff's Office
- Exploration Place
- INTRUST Bank Arena
- Parks Department
- Sedgwick County Zoo
- Environmental Resources
- Highways
- Household Hazardous Waste
- Noxious Weeds
- Storm Drainage
- Animal Control
- COMCARE
- Community Developmental Disability Organization
- Department on Aging
- Health Department
- Economic Opportunity
- Sedgwick County Extension
- Urban Redevelopment and Housing Functions



# TOTAL NET POSITION **\$544 Million**

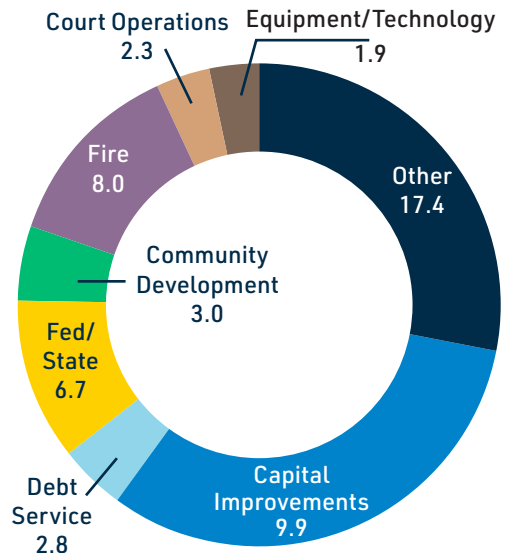
At the end of 2021, the total net position (assets minus liabilities) of Sedgwick County was \$544 million. The largest portion of the County's net position, \$478.4 million (90 percent), is invested in capital assets (e.g. land, buildings, infrastructure, machinery and equipment) less depreciation and any related outstanding debt used to acquire those assets. Sedgwick County uses these capital assets to provide services to citizens; consequently, these assets are not available for future spending.



## RESTRICTED NET POSITION **\$62 Million**

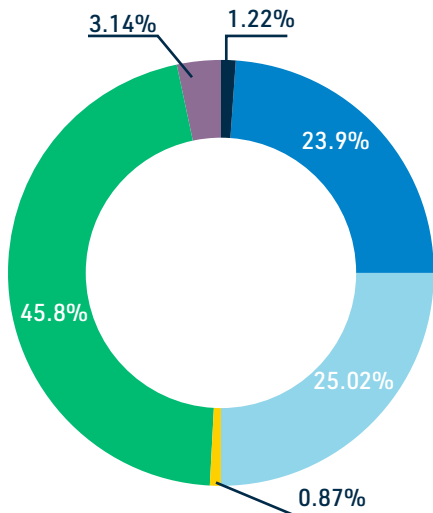
Restricted net position of \$62.0 million (11.4 percent of net position) are resources that are subject to external restrictions on how they may be used.

Unrestricted net position at the end of 2020 totaled \$10.5 million. GASB Statement No. 68 requires the County to record its proportionate share of the Kansas Public Employees Retirement System (KPERS) collective net pension liability.



# PROPERTY TAXES LEVIED (rate per \$1,000 of assessed value)

School Districts	Mill Levy	Amount Levied	City Rates	Mill Levy	Amount Levied
Andover Jt. #385	67.417	13,054,955	Andale	50.639	423,880
Burton Jt. #369	56.544	56,125	Bel Aire	43.565	3,397,663
Cheney Jt. #268	54.883	1,909,685	Bentley	58.334	164,508
Circle Jt. #375	62.625	8,543,817	Cheney	60.378	955,464
Clearwater Jt. #264	63.682	4,285,334	Clearwater	64.022	1,213,235
Conway Spgs. Jt. #356	55.130	182,041	Colwich	57.778	863,316
Derby #260	66.272	29,991,522	Derby	47.417	12,528,447
Goddard #265	54.548	18,379,316	Eastborough	63.495	985,498
Halstead Jt. #440	51.285	568,474	Garden Plain	59.333	451,362
Haven Jt. #312	49.991	372,261	Goddard	33.204	1,700,132
Haysville #261	56.845	9,861,659	Haysville	45.448	3,201,844
Kingman Jt. #331	48.709	66,348	Kechi	36.740	877,573
Maize #266	59.850	32,730,358	Maize	43.289	2,812,222
Mulvane Jt. #263	60.944	3,629,402	Mount Hope	58.989	284,497
Remington Jt. #206	54.886	499,636	Mulvane	46.604	1,792,429
Renwick Jt. #267	55.187	7,865,838	Park City	44.534	4,461,204
Rose Hill Jt. #394	63.566	1,196,026	Sedgwick	74.975	156,691
Sedgwick Jt. #439	45.057	289,276	Valley Center	54.848	3,256,429
Valley Center Jt. #262	65.584	10,971,992	Viola	24.430	18,169
Wichita #259	52.514	164,368,897	Wichita	32.758	129,163,651
<b>Total School Districts</b>		<b>308,822,960</b>	<b>Total City Levies</b>		<b>168,708,215</b>



A Mill is a monetary unit used to express the property tax rate. One mill is equivalent to one-thousandth of a dollar, \$1 of tax per \$1,000 of assessed valuation.

A Levy is a compulsory collection of monies or the imposition of taxes.

State	1.22%	8,249,875
County	23.95%	161,532,558
Cities	25.02%	168,708,215
Townships	0.87%	5,875,814
School Districts	45.80%	308,822,960
Misc. Districts	3.14%	21,149,305
<b>Total Collected</b>		<b>674,338,727</b>

# PROPERTY TAX

	Yearly	Monthly
General government	\$77.76	\$6.48
Public safety	\$170.56	\$14.21
Public works	\$16.45	\$1.37
Health and welfare	\$20.14	\$1.68
Cultural and recreation	\$16.70	\$1.39
Economic development	\$14.94	\$1.24
Debt Service	\$21.28	\$1.77
<b>Total</b>	<b>\$337.82</b>	<b>\$28.15</b>

## What the Average Homeowner Pays

Sedgwick County provides a wide range of services to citizens. The checkbook to the left shows the functions of County government and how property tax is used to fund operations. The checkbook uses property tax on a home with an assessed value of \$100,000 and shows how the property tax is used on a monthly basis.

COUNTY HOMEOWNER  
525 N. MAIN  
WICHITA, KS 67202

No. 1 2 3 4

DATE: June 30, 2022

PAY: Sedgwick county \$ 28.15

TO THE ORDER OF: Twenty Eight and 15/100 SECURITY FEATURED INCLUDED

RE: county Services

PAYER'S SIGNATURE: County Homeowner

| : 000000000 : | 00000000 0000

**IN 2021**  
**YEARLY: \$337.82**  
**MONTHLY: \$28.15**

The total amount of property tax paid to the County Fire District, by the owners of a single-family home with an average market value of \$100,000 is \$205.75 per year or \$17.15 per month.

## Only a small portion of your property taxes goes to support Sedgwick County's operations.

The chart below shows for every \$1.00 of your property taxes paid for a person living in the City of Wichita, Sedgwick County received approximately 25 cents.

Sedgwick County	\$0.25
USD 259	\$0.46
State of Kansas	\$0.01
City of Wichita	\$0.28



<b>\$0.25</b>	<b>\$0.75</b>
<b>Sedgwick County</b>	<b>Other Local Governments and School District</b>

# FISCAL CHALLENGES GOING FORWARD

## Employee compensation, recruitment, and retention

Many areas within the County organization have experienced higher turnover than usual in the last year, particularly as the labor market has gained significant momentum, driving up competition for qualified workforce.

When staff positions are not filled or have delays in being filled, this presents challenges to many areas of organization, particularly those with 24/7 operations where coverage is critical. Within the context of recent economic challenges, including very high inflation, the County is focused on addressing compensation concerns to improve the County's ability to recruit and retain a highly-qualified workforce.



## Economic uncertainty

On March 11, 2020, the World Health Organization declared the novel coronavirus, COVID-19, a pandemic. The effects of COVID-19 were wide ranging and impactful across our community, the state, the nation, and the world. Due to the infusion of Federal funding into the national economy to try to mitigate the effects, COVID-19-related supply chain disruptions, and other world events, inflation has soared to near-historic levels. Home values increased significantly due to a very tight market; vehicles and computers are increasingly challenging to purchase; construction costs have soared. As the Federal Reserve attempts to control inflation and address these other challenges, concerns are rising related to a possible recession.

## Behavioral health and substance use challenges

In recent years, Sedgwick County Commissioners and community partners identified a rapidly growing need for behavioral health services in our community, due in part to substance use issues.

This need was exacerbated by the effects of COVID-19. The impact is felt across the County organization, particularly the criminal justice and mental health areas. The Sedgwick County Sheriff has chaired the Mental Health & Substance Use Coalition, which is a team of stakeholders that was assembled to develop relationships and identify solutions through partnerships, to include the County, other governments, hospital systems, advocacy groups, and others.

While it will take a cultural change that could span a generation to truly address these issues, Commissioners continue to evaluate options to expand and improve access to services.

## Planning for growth

The need for more space has been a consistent theme from public safety agencies in the last several budget cycles. With the County's ARPA award, funds have been allocated to move County administrative functions out of the County Courthouse and into leased space to accommodate the remodel of the Courthouse into full District Attorney, District Court, and Sheriff space. Commissioners will be evaluating long-term solutions for County administrative space throughout 2022.

# COUNTY AGENCIES, BOARDS, OFFICES

Animal Control	660-7070	Fire District #1	660-3473
Appraiser's Office	660-9110	Geographic Information Services	660-9290
COMCARE	660-7600	Health Dept	660-7300
Communications	660-9370	Homeless Programs	660-7615
Community Development	660-9863	Housing Department	660-1990
County Clerk's Office	660-9222	Human Resources	660-7050
County Commissioners	660-9300	Information & Operations	660-9800
County Manager	660-9393	Lake Afton Park	794-2774
Department of Corrections	660-9750	Metropolitan Area Building and Construction Department (MABCD)	660-1840
Department on Aging	660-1990	Public Works	660-1777
Developmental Disability Organization	660-7630	Purchasing	660-7255
District Attorney	660-3600	Regional Forensic Science Center	660-4800
Economic Development	660-7591	Register of Deeds	660-9400
Elections Office	660-7100	Sedgwick County Treasurer's Office	660-9110
Emergency Communications (Administrative)	660-4977	Sedgwick County Park	943-0192
Emergency Management	660-5959	Sedgwick County Tag Office	660-9110
EMS	660-7994	Sedgwick County Zoo	660-9453
Environmental Resources	660-7200	Sheriff's Office	660-3900
Finance	660-7591		

## 2021 PROJECTS

**B492:** Bridge replacement on 103rd St S between 103rd and 119th St W – tandem project with B501 to replace structurally deficient bridges on a main commuter and trucking route.

**B501:** Bridge replacement on 103rd St S between Hoover and Ridge Rds - tandem project with B492 to replace structurally deficient bridges on a main commuter and trucking route.

**B497:** Bridge replacement on Ridge Rd between MacArthur Rd and 47th St S – replaced a structurally deficient bridge with load restrictions on a main artery into south Wichita

**R175:** Performed preventive maintenance on 210.3 lane miles, or 17.2%, of the paved road system.



# ATTRACTIONS

**Exploration Place** - It would be an understatement to call the Exploration Place in Sedgwick County, Kansas simply a museum. This riverfront complex is a truly unique science and discovery center, located in the heart of the largest city in Kansas.

**Intrust Bank Arena** - Completed in December 2009, the INTRUST Bank Arena is a modern, world-class sports and entertainment facility, located in downtown Wichita. The arena's main tenant, the Thunder Hockey Team, is a favorite among local sports fans.

**Kansas African American Museum** - A regional and cultural museum and an important source of historical reference material, creative works and media.

**Lake Afton Park** - An 828-acre park complete with opportunities for boating, swimming, fishing and camping.

**Sedgwick County Extension** - The Sedgwick County and Kansas State University partnership for youth development, family & consumer sciences, agriculture, horticulture and community development.

**Sedgwick County Zoo** - Opening in 1971, Sedgwick County Zoo has been ranked among the best zoos in the United States. Home to more than 2,000 individual animals of nearly 400 different species, the Zoo is the #1 outdoor family attraction in Kansas.

**Wichita River Festival** - Sedgwick County is a long-time supporter and participant in this week-long festival of events, music, art, food and community development to welcome summer.

**Wichita/Sedgwick County Historical Museum** - A wide variety of the Museum's exhibits showcase life in Wichita over the centuries.

---

## ELECTED OFFICIALS (as of April 30, 2022)

### Board of County Commissioners



Pete Meitzner  
1st District



Sarah Lopez  
2nd District



David Dennis, Chair  
3rd District



Lacey Cruse  
4th District



Jim Howell  
5th District

County Clerk

Kelly Arnold

County Treasurer

Brandi Baily

County Sheriff

Jeff Easter

Register of Deeds

Tonya Buckingham

District Attorney

Marc Bennett

