

Sedgwick County Health Department Healthy Babies Program



Education



Assessment & Referrals



Support



Increased Knowledge



Medical Home



Improved Maternal Health



Improved Birth Outcomes




316-660-7433 or healthybabies@sedgwick.gov



SEDGWICK COUNTY
Health Department

1900 E. 9th St. N., Wichita or sedgwickcounty.org



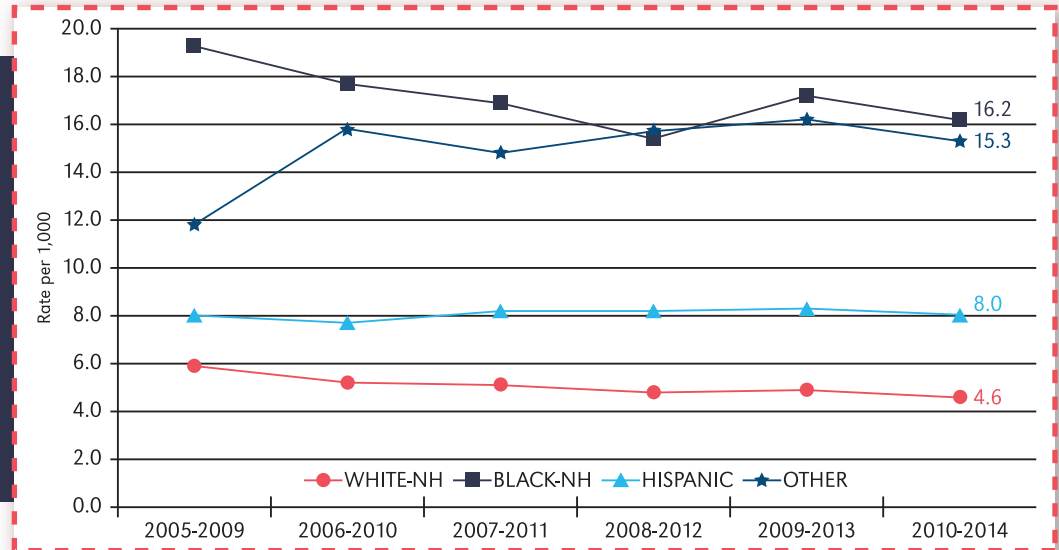
What is Infant Mortality?

- Infant Mortality (IM) is defined as the number of babies who die before their first birthday.
- The Infant Mortality Rate (IMR) is expressed as the number of Infant deaths per 1,000 live births.
- In the United States, 6 out of 1,000 children will die before their first birthday. (AMCHP, 2015)
- In 2014, the IMR in Kansas was 6.4 per 1,000 live births.

Five Year Infant Mortality Disparity Ratios by Population Groups

Sedgwick County, 2005-2014

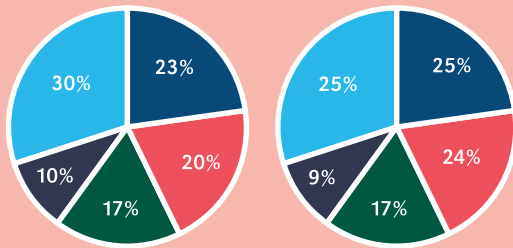
The black, non-Hispanic infant mortality rate has remained at least twice that of the white, non-Hispanic rate for most of the last 20 years. Kansas' black infant mortality rate was the highest in the nation.



What Causes Infant Mortality? Infant Deaths by Cause, 2010-2014

Kansas

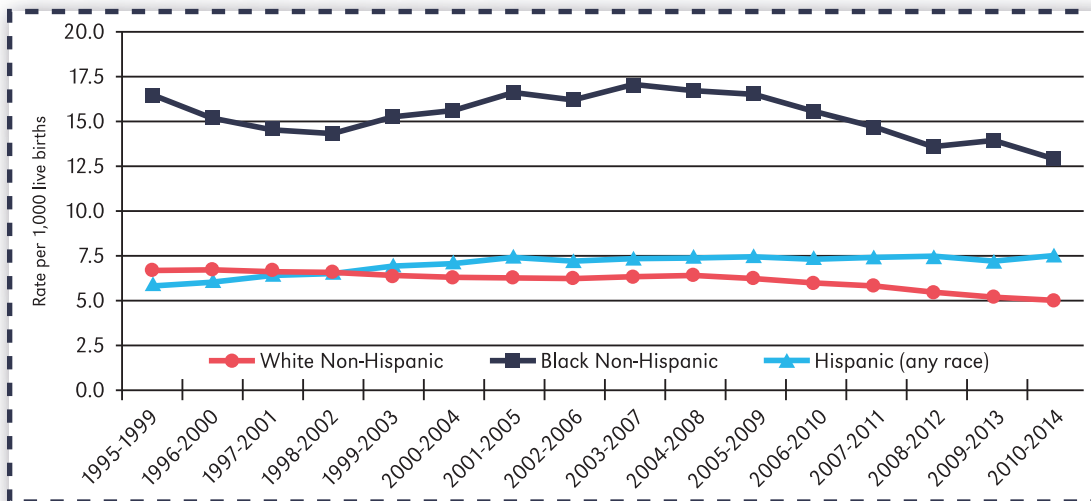
Sedgwick County



- "Other" may include complications of the umbilical cord, placenta or membranes
- Congenital abnormalities (birth defects)
- Prematurity/low birth weight (baby is born preterm - less than 37 weeks or weighs less than 5 pounds 8 ounces) In Kansas for those infants who did not survive to their 1st birthday they were 20 times more likely to have been born premature.
- SUIDS (Sudden Unexpected/Unexplained Infant Death Syndrome) includes SIDS, suffocation/strangulation in bed as well as unknown
- Maternal complications (problems the mother may experience during pregnancy)
 - Almost 2/3 of the deaths were involving infants who were less that 2,500 grams (5.5 lbs)
 - SIDS - Sudden death of a child less than 1 whose death cannot be explained after a complete investigation including at the scene and autopsy.
 - SUIDS - Includes SIDS, suffocation/strangulation in bed or sleeping position as well as all unknown causes of death.

Source: Bureau of Epidemiology and Public Health Informatics
Kansas Department of Health and Environment
Period Cohort Mortality Files

Five Year Average Infant Mortality Rate By Population Group of Mother - Kansas, 1995-2014



While the infant mortality rates in Kansas for White, non-Hispanic, and Black, non-Hispanic has decreased for the most recent period (2010-2014), the rate for Hispanic (any race) has increased for the same time period.

The White Non-Hispanic rate is 5.1. The Black non-Hispanic five-year rate 12.5 (2.6 times higher than the White non-Hispanic rate). Which was the highest in the nation.

The Hispanic five-year rate is 7.5 (1.5 times higher than the White non-Hispanic rate.)