

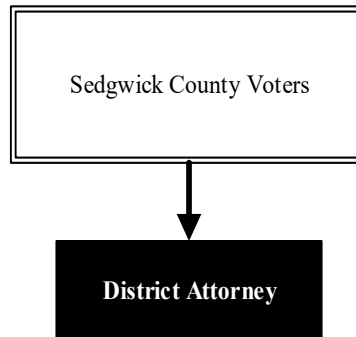
District Attorney

Mission: To enforce the law of the State of Kansas by effectively, fairly, ethically, and consistently administering justice within the framework of the U.S. Constitution and the laws of the State of Kansas. To review, assess, deter, and prosecute criminal and civil violations in a consistent manner that maximizes public safety, protects the rights of crime victims, and the rights of all citizens. To ensure the criminal justice system operates fairly with the goal of improving the quality of life for all citizens of this community.

Marc Bennett
District Attorney
535 N. Main St.
Wichita, KS 67203
316.660.3600
marc.bennett@sedgwick.gov

Overview

The Office of the District Attorney (DA) prosecutes violations of criminal, juvenile, and traffic laws of Kansas; initiates proceedings to protect abused and neglected children; and secures care and treatment in mental commitment cases. Additionally, the Office appears before State and Federal appellate courts as well as the United States Supreme Court. The Office enforces the Kansas Consumer Protection Act (KCPA) and provides services to victims and witnesses to ensure fair treatment.



A core responsibility of the Office is the prosecution of offenders. The Office is also responsible for affording protection and consideration to the victims of crime and their families, all while ensuring compliance with the law and the ethical obligation to observe and protect the rights of the accused.

Highlights

- Over 2,400 cases were disposed in 2022. However, prosecutor caseloads remain high. The Office continues to prepare for the District Court's pending implementation of the Odyssey case management system, currently scheduled for August 2023
- The Office processed and disseminated large quantities of digital evidence in 2022. Over 29 terabytes of discoverable information was provided to defense attorneys

Strategic Goals:

- Ensure fair and equal treatment in accordance with State law and prosecution standards
- Ensure offender accountability to crime victims and the community
- Maintain the highest level of professionalism in all aspects of daily operations



Accomplishments and Strategic Results

Accomplishments

In 2022, the District Attorney’s Office worked with the courts to create a new docket concept which would allow for the filing of more low-level cases and to quickly dispose of those cases. The resolution docket started handling cases in January 2023. In the first three months of 2023, over 360 cases were assigned to the docket. It is predicted that a large number of these cases will be resolved through the resolution docket, thereby minimizing the resources required for each case.

The Consumer Protection Unit obtained 14 separate civil judgements wherein cases were resolved and the business was ordered to pay fees, fines, and restitution for violations of the Kansas Consumer Protection Act (KCPA), totaling more than \$834,000.

Strategic Results

Due to the continued court system backlog from the pandemic, case filings in 2022 were down from 2021. The Office filed 1,904 adult criminal cases; 662 juvenile offender cases; 669 Child In Need of Care (CINC) cases, involving 375 families; 64 homicide cases; 346 Care and Treatment petitions; 134 appellate briefs; and 107 appellate motions. There were 71 jury trials conducted and over 35,000 hearings were scheduled in the Criminal Division. With this heavy case load, the Office continues to place a priority on efficient and expeditious case management and handling of the necessary documentary workflow to support these cases.

Another strategic measure is to annually dispose of more criminal cases than are filed, thereby reducing the number of criminal cases pending. The target is to dispose of 1.00 percent more criminal cases than are filed each year. In 2022, 1,904 cases were filed and 2,421 cases were disposed, resulting in a reduction of 517 cases or 27.0 percent more cases were disposed than were filed.

Another strategic measure is to utilize the resolution docket to expeditiously resolve low-level offenses and reduce the resources required to resolve these cases. The target is that of the number of cases assigned to the resolution docket annually, at least 75.0 percent will be resolved. In 2023, the resolution docket started on January 17, 2023 and ended September 21, 2023, and 82.0 percent of cases assigned

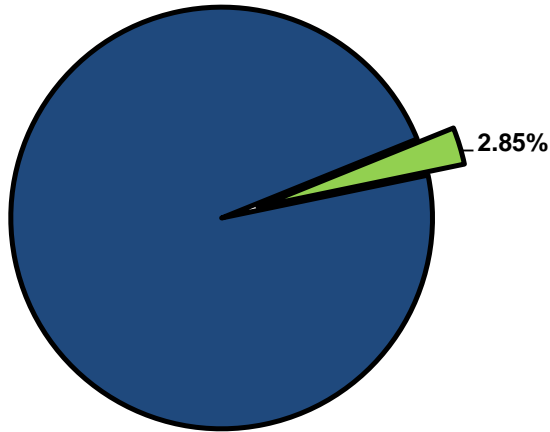


Significant Budget Adjustments

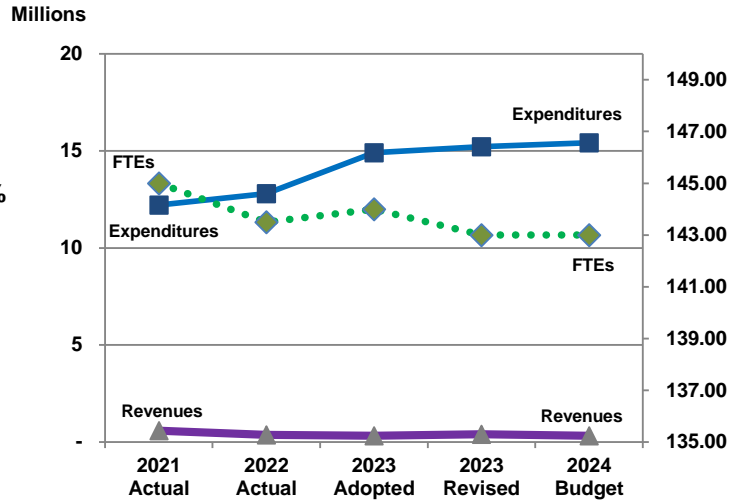
Significant adjustments to the District Attorney’s 2024 budget include a decrease in expenditures (\$143,244) due to a one-time increase in the attorney trust in 2023, a decrease in commodities (\$93,449) to bring in-line with actuals, a decrease in revenues and expenditures (\$83,262) due to a JAG grant received in 2023, and an increase in commodities (\$1,000) due to an increase in witness per diem rates.

Departmental Graphical Summary

District Attorney
Percent of Total County Operating Budget



Expenditures, Program Revenue & FTEs
All Operating Funds



Budget Summary by Category

Expenditures	2021	2022	2023	2023	2024	Amount Chg	% Chg
	Actual	Actual	Adopted	Revised			
Personnel	11,474,232	12,039,203	14,121,763	14,038,763	14,625,583	586,820	4.18%
Contractual Services	583,876	645,038	650,110	937,222	665,734	(271,488)	-28.97%
Debt Service	-	-	-	-	-	-	-
Commodities	151,595	111,036	138,328	214,749	125,950	(88,799)	-41.35%
Capital Improvements	-	-	-	-	-	-	-
Capital Equipment	-	-	-	32,479	-	(32,479)	-100.00%
Interfund Transfers	-	-	-	-	-	-	-
Total Expenditures	12,209,703	12,795,277	14,910,201	15,223,214	15,417,267	194,053	1.27%
Revenues							
Tax Revenues	-	-	-	-	-	-	-
Licenses and Permits	-	-	-	-	-	-	-
Intergovernmental	42,327	22,815	-	83,241	-	(83,241)	-100.0%
Charges for Services	160,605	161,666	147,605	147,605	163,661	16,056	10.88%
All Other Revenue	381,358	187,832	175,859	175,859	165,296	(10,564)	-6.01%
Total Revenues	584,290	372,314	323,464	406,705	328,957	(77,748)	-19.12%
Full-Time Equivalents (FTEs)							
Property Tax Funded	145.00	143.50	144.00	143.00	143.00	-	0.00%
Non-Property Tax Funded	-	-	-	-	-	-	-
Total FTEs	145.00	143.50	144.00	143.00	143.00	-	0.00%

Budget Summary by Fund

Fund	2021	2022	2023	2023	2024	Amount Chg	% Chg
	Actual	Actual	Adopted	Revised			
General Fund	12,145,861	12,629,423	14,888,951	14,916,951	15,397,267	480,316	3.22%
District Attorney Grants	24,711	95,560	-	169,635	-	(169,635)	-100.00%
Attorney Training	26,132	28,512	21,250	53,366	20,000	(33,366)	-62.52%
JAG Grants	12,999	41,783	-	83,262	-	(83,262)	-100.00%
Total Expenditures	12,209,703	12,795,277	14,910,201	15,223,214	15,417,267	194,053	1.27%

Significant Budget Adjustments from Prior Year Revised Budget

	Expenditures	Revenues	FTEs
Decrease in expenditures due to one-time increase in attorney trust in 2023	(143,244)		
Decrease in commodities to bring in-line with actuals	(93,449)		
Decrease in revenues and expenditures due to a JAG grant received in 2023	(83,262)	(83,262)	
Increase in commodities for witness per diem rate increase	1,000		
Total	(318,955)	(83,262)	-

Budget Summary by Program

Program	Fund	2021 Actual	2022 Actual	2023 Adopted	2023 Revised	2024 Budget	% Chg '23 Rev.-'24	2024 FTEs
Administration	110	1,264,862	1,371,321	1,411,261	1,427,561	1,758,784	23.20%	13.00
Consumer Fraud	110	260,869	329,613	396,920	396,920	420,902	6.04%	3.88
Adult Diversion	110	164,600	153,586	232,506	232,506	239,338	2.94%	3.00
Traffic	110	520,718	504,919	741,516	851,516	1,013,800	19.06%	11.95
Trial	110	4,137,941	4,150,178	5,007,053	4,940,053	4,624,518	-6.39%	41.04
Juvenile	110	719,652	751,364	813,299	806,499	834,829	3.51%	7.66
Appellate	110	759,972	913,199	1,065,462	1,125,462	1,313,174	16.68%	9.00
Case Coordination	110	777,432	805,536	897,047	881,047	884,319	0.37%	11.00
Investigation	110	642,521	780,018	856,593	860,393	953,887	10.87%	8.73
Records	110	342,593	315,838	458,189	485,189	466,899	-3.77%	6.70
Sedgwick Co. Drug Ct.	110	31,342	34,559	33,655	49,655	41,986	-15.44%	0.40
Witness Fees	110	34,656	54,236	30,900	40,900	31,900	-22.00%	-
Sexual Assault Exam.	110	246,793	181,442	267,550	267,550	267,550	0.00%	-
Traffic Diversion	110	94,730	101,189	110,943	110,943	107,957	-2.69%	1.40
Juvenile Diversion	110	257,676	277,266	297,769	298,269	310,168	3.99%	4.05
Child in Need of Care	110	1,316,091	1,446,551	1,585,586	1,609,786	1,628,952	1.19%	17.60
Financial & Econ. Crimes	110	573,411	458,606	682,702	532,702	498,304	-6.46%	3.60
Prosecution Attorney Tr.	259	24,491	95,640	-	143,244	-	-100.00%	-
Juvenile Div. UA Fees	259	220	-	-	-	-	0.00%	-
Training	216	26,132	28,512	21,250	53,366	20,000	-62.52%	-
Other Grants	Multi.	12,999	41,783	-	109,652	-	-100.00%	-
Total		12,209,703	12,795,357	14,910,201	15,223,214	15,417,267	1.27%	143.00

Personnel Summary by Fund

Position Titles	Fund	Grade	Budgeted Compensation Comparison			FTE Comparison		
			2023 Adopted	2023 Revised	2024 Budget	2023 Adopted	2023 Revised	2024 Budget
District Attorney	110	ELECT	165,222	182,009	182,009	1.00	1.00	1.00
Administrative Investigator	110	DA	39,645	49,566	49,566	1.00	1.00	1.00
Chief Attorney	110	DA	1,159,758	1,435,661	1,435,661	11.00	11.00	11.00
Chief Executive Administrator	110	DA	102,536	103,500	103,500	1.00	1.00	1.00
Chief of Investigations	110	DA	92,451	97,073	97,073	1.00	1.00	1.00
Consumer Investigator	110	DA	67,688	77,797	77,797	1.00	1.00	1.00
Criminal Investigator	110	DA	464,812	519,400	519,400	8.00	8.00	8.00
Deputy District Attorney	110	DA	255,000	310,000	310,000	2.00	2.00	2.00
Executive Assistant	110	DA	66,810	84,240	84,240	1.00	1.00	1.00
Information Technology Support	110	DA	88,536	101,816	101,816	1.00	1.00	1.00
Media Coordinator	110	DA	68,485	75,333	75,333	1.00	1.00	1.00
Project Coordinator	110	DA	42,840	49,266	49,266	1.00	1.00	1.00
Senior Administrative Officer	110	DA	79,830	81,900	81,900	1.00	1.00	1.00
Senior Application Manager	110	DA	-	87,840	87,840	-	1.00	1.00
Senior Attorney	110	DA	945,299	1,187,850	1,187,850	11.00	11.00	11.00
Senior Systems Analyst	110	DA	62,457	71,826	71,826	1.00	1.00	1.00
Staff Attorney I	110	DA	635,998	849,500	849,500	11.00	11.00	11.00
Staff Attorney II	110	DA	567,999	673,250	673,250	8.00	8.00	8.00
Staff Attorney III	110	DA	792,249	952,950	952,950	10.00	10.00	10.00
Traffic Diversion Coordinator	110	DA	56,430	60,381	60,381	1.00	1.00	1.00
Victim Witness Coordinator	110	DA	69,330	57,451	57,451	1.00	1.00	1.00
Diversion Program Manager	110	GRADE62	-	-	125,974	-	-	2.00
Administrative Supervisor II	110	GRADE58	-	-	49,712	-	-	1.00
Crime Analyst	110	GRADE58	-	-	50,830	-	-	1.01
DA Case Coordinator	110	GRADE58	-	-	460,535	-	-	8.00
Diversion Coordinator	110	GRADE58	-	-	46,097	-	-	1.00
Juvenile Diversion Coordinator	110	GRADE58	-	-	150,071	-	-	3.00
PT Crime Analyst	110	GRADE58	-	-	47,720	-	-	1.00
Docket Administration	110	GRADE57	-	-	54,475	-	-	1.00
Lead CINC Legal Assistant	110	GRADE57	-	-	56,368	-	-	1.00
CINC Legal Assistant	110	GRADE56	-	-	94,663	-	-	2.00
DA Financial Assistant	110	GRADE56	-	-	44,791	-	-	1.00
Discovery Coordinator	110	GRADE56	-	-	181,671	-	-	4.00
Legal Assistant II	110	GRADE56	-	-	148,422	-	-	3.00
Trial Technology Coordinator	110	GRADE56	-	-	43,687	-	-	1.00
Administrative Investigator	110	GRADE55	-	-	40,578	-	-	1.00
Legal Assistant I	110	GRADE55	-	-	167,680	-	-	4.00
Administrative Specialist II	110	GRADE52	-	-	720,775	-	-	19.00
Administrative Support I	110	GRADE51	-	-	51,605	-	-	1.00
Office Assistant II	110	GRADE51	-	-	65,520	-	-	2.00
PT Administrative Support	110	GRADE51	-	-	31,580	-	-	1.00
Office Assistant I	110	GRADE50	-	-	205,300	-	-	6.00
Senior Application Manager	110	GRADE133	67,982	-	-	1.00	-	-
Diversion Program Manager	110	GRADE129	101,791	112,133	-	2.00	2.00	-
Paralegal	110	GRADE127	129,000	96,416	97,613	2.00	2.00	2.00
Administrative Supervisor II	110	GRADE126	50,024	44,995	-	1.00	1.00	-
Diversion Coordinator	110	GRADE126	40,851	45,448	-	1.00	1.00	-
Lead CINC Legal Assistant	110	GRADE126	51,480	56,674	-	1.00	1.00	-
CINC Legal Assistant	110	GRADE125	78,603	90,193	-	2.00	2.00	-
DA Case Coordinator	110	GRADE125	373,925	411,916	-	8.00	8.00	-
Docket Administration	110	GRADE125	49,442	54,475	-	1.00	1.00	-
Juvenile Diversion Coordinator	110	GRADE125	122,262	134,670	-	3.00	3.00	-
ARPA Trial Technology Coordinator	110	GRADE124	37,806	-	-	1.00	-	-
DA Financial Assistant	110	GRADE124	40,031	41,625	-	1.00	1.00	-

Personnel Summary by Fund

Position Titles	Fund	Grade	Budgeted Compensation Comparison			FTE Comparison		
			2023 Adopted	2023 Revised	2024 Budget	2023 Adopted	2023 Revised	2024 Budget
Discovery Coordinator	110	GRADE124	153,733	165,899	-	4.00	4.00	-
Legal Assistant III	110	GRADE124	93,708	103,222	-	2.00	2.00	-
Trial Technology Coordinator	110	GRADE124	44,129	41,648	-	1.00	1.00	-
Administrative Investigator	110	GRADE123	50,600	55,765	-	1.00	1.00	-
Legal Assistant II	110	GRADE123	85,550	91,722	-	2.00	2.00	-
Legal Assistant I	110	GRADE122	135,470	147,364	-	4.00	4.00	-
Administrative Specialist II	110	GRADE121	578,645	633,728	-	17.00	17.00	-
Administrative Specialist I	110	GRADE120	68,994	74,670	-	2.00	2.00	-
Office Assistant II	110	GRADE119	59,234	63,040	-	2.00	2.00	-
Office Assistant I	110	GRADE118	183,650	198,105	-	6.00	6.00	-
Crime Analyst	110	EXCEPT	47,986	52,863	-	1.00	1.00	-
DA Summer Intern	110	EXCEPT	9,998	10,000	10,000	2.00	2.00	2.00
PT Administrative Support	110	EXCEPT	29,817	32,843	-	1.00	1.00	-
PT Crime Analyst	110	EXCEPT	29,020	76,950	-	1.00	1.00	-
Subtotal					10,137,828			
Add:								
Budgeted Personnel Savings					-			
Compensation Adjustments					349,212			
Overtime/On Call/Holiday Pay					-			
Benefits					4,138,543			
Total Personnel Budget					14,625,583	144.00	143.00	143.00

• Administration

The Administration Unit provides general management, administrative, and technical support to all District Attorney programs. Such activities include human resource management, fiscal management, staff training, Kansas Open Records Act (KORA) and Kansas Open Meetings Act (KOMA) oversight, grants management, technology acquisition and maintenance, and public and law enforcement education on prosecution and court functions.

Fund(s): County General Fund 110

Expenditures	2021 Actual	2022 Actual	2023 Adopted	2023 Revised	2024 Budget	Amnt. Chg. '23 - '24	% Chg. '23 - '24
Personnel	1,218,275	1,352,234	1,374,611	1,390,611	1,716,434	325,823	23.4%
Contractual Services	23,309	12,538	20,800	20,800	23,500	2,700	13.0%
Debt Service	-	-	-	-	-	-	0.0%
Commodities	23,278	6,549	15,850	16,150	18,850	2,700	16.7%
Capital Improvements	-	-	-	-	-	-	0.0%
Capital Equipment	-	-	-	-	-	-	0.0%
Interfund Transfers	-	-	-	-	-	-	0.0%
Total Expenditures	1,264,862	1,371,321	1,411,261	1,427,561	1,758,784	331,223	23.2%
Revenues							
Taxes	-	-	-	-	-	-	0.0%
Intergovernmental	-	-	-	-	-	-	0.0%
Charges For Service	-	-	-	-	-	-	0.0%
All Other Revenue	2,943	123	3,037	3,037	128	(2,909)	-95.8%
Total Revenues	2,943	123	3,037	3,037	128	(2,909)	-95.8%
Full-Time Equivalents (FTEs)	10.30	10.60	11.40	13.00	13.00	-	0.0%

• Consumer Fraud

The Consumer Protection Unit enforces the Kansas Consumer Protection Act and the Kansas Charitable Organization and Solicitations Act, along with several other State civil statutes. Attorneys and investigators within the Unit assist citizens by investigating possible violations of the law and file formal legal actions when appropriate.

Fund(s): County General Fund 110

Expenditures	2021 Actual	2022 Actual	2023 Adopted	2023 Revised	2024 Budget	Amnt. Chg. '23 - '24	% Chg. '23 - '24
Personnel	253,030	321,271	389,120	389,120	415,152	26,032	6.7%
Contractual Services	4,785	6,358	5,300	5,300	3,750	(1,550)	-29.2%
Debt Service	-	-	-	-	-	-	0.0%
Commodities	3,055	1,984	2,500	2,500	2,000	(500)	-20.0%
Capital Improvements	-	-	-	-	-	-	0.0%
Capital Equipment	-	-	-	-	-	-	0.0%
Interfund Transfers	-	-	-	-	-	-	0.0%
Total Expenditures	260,869	329,613	396,920	396,920	420,902	23,982	6.0%
Revenues							
Taxes	-	-	-	-	-	-	0.0%
Intergovernmental	-	-	-	-	-	-	0.0%
Charges For Service	-	-	-	-	-	-	0.0%
All Other Revenue	324,035	44,021	153,454	153,454	37,459	(115,995)	-75.6%
Total Revenues	324,035	44,021	153,454	153,454	37,459	(115,995)	-75.6%
Full-Time Equivalents (FTEs)	3.48	3.48	3.88	3.88	3.88	0.00	0.1%

• Adult Diversion

The Adult Diversion Program enables qualified offenders charged with driving under the influence (DUI) or certain non-violent criminal offenses to avoid a criminal conviction while being held accountable for their acts. Successful completion of a diversion program will result in the dismissal of criminal charges. Program requirements can include payment of restitution, correctional counseling, substance abuse or mental health treatment, community service work, and payment of costs, fines, and other fees.

Fund(s): County General Fund 110

Expenditures	2021 Actual	2022 Actual	2023 Adopted	2023 Revised	2024 Budget	Amnt. Chg. '23 - '24	% Chg. '23 - '24
Personnel	164,198	153,373	230,306	230,306	238,238	7,932	3.4%
Contractual Services	259	137	1,200	1,200	600	(600)	-50.0%
Debt Service	-	-	-	-	-	-	0.0%
Commodities	143	76	1,000	1,000	500	(500)	-50.0%
Capital Improvements	-	-	-	-	-	-	0.0%
Capital Equipment	-	-	-	-	-	-	0.0%
Interfund Transfers	-	-	-	-	-	-	0.0%
Total Expenditures	164,600	153,586	232,506	232,506	239,338	6,832	2.9%
Revenues							
Taxes	-	-	-	-	-	-	0.0%
Intergovernmental	-	-	-	-	-	-	0.0%
Charges For Service	35,401	38,952	36,471	36,471	40,129	3,658	10.0%
All Other Revenue	-	20	-	-	20	20	0.0%
Total Revenues	35,401	38,972	36,471	36,471	40,150	3,679	10.1%
Full-Time Equivalents (FTEs)	3.00	3.00	3.00	3.00	3.00	-	0.0%

• Traffic

The Traffic Unit prosecutes violations of the Kansas Uniform Act regulating traffic, drivers' license violations, and seat belt violations. Such violations include DUI, driving while suspended (DWS), reckless driving, fleeing or attempting to elude a law enforcement officer, driving without insurance, transporting open containers of alcohol, and numerous traffic infractions. In addition, the Traffic Unit's responsibilities include handling of fish and game cases.

Fund(s): County General Fund 110

Expenditures	2021 Actual	2022 Actual	2023 Adopted	2023 Revised	2024 Budget	Amnt. Chg. '23 - '24	% Chg. '23 - '24
Personnel	506,278	491,756	726,216	836,216	1,000,300	164,084	19.6%
Contractual Services	8,396	10,162	10,300	10,300	9,500	(800)	-7.8%
Debt Service	-	-	-	-	-	-	0.0%
Commodities	6,044	3,001	5,000	5,000	4,000	(1,000)	-20.0%
Capital Improvements	-	-	-	-	-	-	0.0%
Capital Equipment	-	-	-	-	-	-	0.0%
Interfund Transfers	-	-	-	-	-	-	0.0%
Total Expenditures	520,718	504,919	741,516	851,516	1,013,800	162,284	19.1%
Revenues							
Taxes	-	-	-	-	-	-	0.0%
Intergovernmental	-	-	-	-	-	-	0.0%
Charges For Service	-	-	-	-	-	-	0.0%
All Other Revenue	-	154	-	-	160	160	0.0%
Total Revenues	-	154	-	-	160	160	0.0%
Full-Time Equivalents (FTEs)	8.95	8.05	9.80	11.95	11.95	-	0.0%

• Trial

The Trial Division is responsible for the majority of criminal prosecutions in the 18th Judicial District. Attorneys meet with law enforcement agencies, review their investigations, and determine whether criminal prosecutions should commence. Specialized prosecution units within the Trial Division have been created because of unique needs and dynamics associated with certain types of crimes. These units include Sex Crimes, Domestic Violence, Gang and Violent Crimes, Financial Crimes, and Drug Offenses. Other responsibilities include community education efforts, training activities to assist law enforcement, arranging extraditions, conducting inquisitions, and assisting law enforcement with requests for search warrants.

Fund(s): County General Fund 110

Expenditures	2021 Actual	2022 Actual	2023 Adopted	2023 Revised	2024 Budget	Amnt. Chg. '23 - '24	% Chg. '23 - '24
Personnel	3,999,432	3,955,509	4,824,453	4,656,453	4,412,889	(243,564)	-5.2%
Contractual Services	88,307	159,247	122,000	223,000	150,629	(72,371)	-32.5%
Debt Service	-	-	-	-	-	-	0.0%
Commodities	50,202	35,422	60,600	60,600	61,000	400	0.7%
Capital Improvements	-	-	-	-	-	-	0.0%
Capital Equipment	-	-	-	-	-	-	0.0%
Interfund Transfers	-	-	-	-	-	-	0.0%
Total Expenditures	4,137,941	4,150,178	5,007,053	4,940,053	4,624,518	(315,535)	-6.4%
Revenues							
Taxes	-	-	-	-	-	-	0.0%
Intergovernmental	-	-	-	-	-	-	0.0%
Charges For Service	-	-	-	-	-	-	0.0%
All Other Revenue	921	4,662	958	958	1,067	109	11.4%
Total Revenues	921	4,662	958	958	1,067	109	11.4%
Full-Time Equivalents (FTEs)	51.01	50.15	46.96	41.04	41.04	-	0.0%

• Juvenile

Operating within the Kansas Juvenile Justice Code, the Juvenile Unit prosecutes juvenile offenders alleged to have violated the laws of the State of Kansas.

Fund(s): County General Fund 110

Expenditures	2021 Actual	2022 Actual	2023 Adopted	2023 Revised	2024 Budget	Amnt. Chg. '23 - '24	% Chg. '23 - '24
Personnel	703,793	737,098	797,099	790,299	818,829	28,531	3.6%
Contractual Services	10,808	8,281	11,700	8,200	10,000	1,800	22.0%
Debt Service	-	-	-	-	-	-	0.0%
Commodities	5,052	5,986	4,500	8,000	6,000	(2,000)	-25.0%
Capital Improvements	-	-	-	-	-	-	0.0%
Capital Equipment	-	-	-	-	-	-	0.0%
Interfund Transfers	-	-	-	-	-	-	0.0%
Total Expenditures	719,652	751,364	813,299	806,499	834,829	28,331	3.5%
Revenues							
Taxes	-	-	-	-	-	-	0.0%
Intergovernmental	-	-	-	-	-	-	0.0%
Charges For Service	-	-	-	-	-	-	0.0%
All Other Revenue	103	290	107	107	301	194	181.5%
Total Revenues	103	290	107	107	301	194	181.5%
Full-Time Equivalents (FTEs)	8.01	7.97	7.76	7.66	7.66	-	0.0%

• Appellate

The Appellate Unit prosecutes and defends criminal and civil appeals and original actions before the Kansas appellate courts, Federal district courts, Federal courts of appeals, and the United States Supreme Court. Additionally, the Appellate Unit is responsible for post-conviction work, which includes pro se motions filed in criminal cases, motions to have sentences vacated, and habeas corpus proceedings. Within the Office of the District Attorney, the Appellate Unit provides the other units with legal support and advice regarding Kansas laws.

Fund(s): County General Fund 110

Expenditures	2021 Actual	2022 Actual	2023 Adopted	2023 Revised	2024 Budget	Amnt. Chg. '23 - '24	% Chg. '23 - '24
Personnel	745,372	896,867	1,047,462	1,107,462	1,294,174	186,711	16.9%
Contractual Services	10,506	15,129	14,000	14,000	16,000	2,000	14.3%
Debt Service	-	-	-	-	-	-	0.0%
Commodities	4,094	1,203	4,000	4,000	3,000	(1,000)	-25.0%
Capital Improvements	-	-	-	-	-	-	0.0%
Capital Equipment	-	-	-	-	-	-	0.0%
Interfund Transfers	-	-	-	-	-	-	0.0%
Total Expenditures	759,972	913,199	1,065,462	1,125,462	1,313,174	187,711	16.7%
Revenues							
Taxes	-	-	-	-	-	-	0.0%
Intergovernmental	-	-	-	-	-	-	0.0%
Charges For Service	-	-	-	-	-	-	0.0%
All Other Revenue	-	294	-	-	306	306	0.0%
Total Revenues	-	294	-	-	306	306	0.0%
Full-Time Equivalents (FTEs)	6.85	5.85	8.00	9.00	9.00	-	0.0%

• Case Coordination

The Case Coordination Unit works closely with attorneys and acts as a liaison between the criminal justice system and the public. Communication with crime victims and witnesses is facilitated through this Unit. Coordinators educate, inform, and assist victims and witnesses in the criminal justice process. They also coordinate victim and witness court appearances, provide victim notification as mandated by State law, and ensure subpoenas are issued and served.

Fund(s): County General Fund 110

Expenditures	2021 Actual	2022 Actual	2023 Adopted	2023 Revised	2024 Budget	Amnt. Chg. '23 - '24	% Chg. '23 - '24
Personnel	773,354	803,393	892,597	876,597	881,069	4,473	0.5%
Contractual Services	3,143	1,332	1,450	1,450	1,750	300	20.7%
Debt Service	-	-	-	-	-	-	0.0%
Commodities	934	812	3,000	3,000	1,500	(1,500)	-50.0%
Capital Improvements	-	-	-	-	-	-	0.0%
Capital Equipment	-	-	-	-	-	-	0.0%
Interfund Transfers	-	-	-	-	-	-	0.0%
Total Expenditures	777,432	805,536	897,047	881,047	884,319	3,273	0.4%
Revenues							
Taxes	-	-	-	-	-	-	0.0%
Intergovernmental	-	-	-	-	-	-	0.0%
Charges For Service	-	-	-	-	-	-	0.0%
All Other Revenue	-	17	-	-	17	17	0.0%
Total Revenues	-	17	-	-	17	17	0.0%
Full-Time Equivalents (FTEs)	11.20	11.20	11.20	11.00	11.00	-	0.0%

• Investigation

The Investigation Unit serves subpoenas, interviews witnesses, transports witnesses to and from the courthouse for hearings and interviews, assists with investigations of alleged open meetings and records violations, conducts criminal investigations on cases referred from outside law enforcement agencies, and coordinates and assists with investigations where law enforcement has exercised force, up to and including deadly force. This Unit is also responsible for conducting background and criminal history checks of defendants in pending criminal cases and expungement proceedings, as well as applicants for employment within the District Attorney’s Office.

Fund(s): County General Fund 110

Expenditures	2021 Actual	2022 Actual	2023 Adopted	2023 Revised	2024 Budget	Amnt. Chg. '23 - '24	% Chg. '23 - '24
Personnel	598,096	744,350	809,534	816,334	905,482	89,148	10.9%
Contractual Services	40,354	32,204	41,459	38,459	42,755	4,296	11.2%
Debt Service	-	-	-	-	-	-	0.0%
Commodities	4,071	3,464	5,600	5,600	5,650	50	0.9%
Capital Improvements	-	-	-	-	-	-	0.0%
Capital Equipment	-	-	-	-	-	-	0.0%
Interfund Transfers	-	-	-	-	-	-	0.0%
Total Expenditures	642,521	780,018	856,593	860,393	953,887	93,494	10.9%
Revenues							
Taxes	-	-	-	-	-	-	0.0%
Intergovernmental	-	-	-	-	-	-	0.0%
Charges For Service	-	-	-	-	-	-	0.0%
All Other Revenue	-	96,011	-	-	99,890	99,890	0.0%
Total Revenues	-	96,011	-	-	99,890	99,890	0.0%
Full-Time Equivalents (FTEs)	7.23	8.23	7.73	8.73	8.73	0.01	0.1%

• Records

The Records Unit is responsible for the overall management of case records that include investigative reports received from law enforcement, legal documents, transcripts, correspondence, restitution information, and criminal history information. Staff arranges the storage and retrieval of case files and archival materials for all areas of the District Attorney’s Office.

Fund(s): County General Fund 110

Expenditures	2021 Actual	2022 Actual	2023 Adopted	2023 Revised	2024 Budget	Amnt. Chg. '23 - '24	% Chg. '23 - '24
Personnel	303,884	308,536	402,836	426,836	415,399	(11,437)	-2.7%
Contractual Services	27,510	917	41,500	44,500	41,500	(3,000)	-6.7%
Debt Service	-	-	-	-	-	-	0.0%
Commodities	11,199	6,385	13,853	13,853	10,000	(3,853)	-27.8%
Capital Improvements	-	-	-	-	-	-	0.0%
Capital Equipment	-	-	-	-	-	-	0.0%
Interfund Transfers	-	-	-	-	-	-	0.0%
Total Expenditures	342,593	315,838	458,189	485,189	466,899	(18,290)	-3.8%
Revenues							
Taxes	-	-	-	-	-	-	0.0%
Intergovernmental	-	-	-	-	-	-	0.0%
Charges For Service	-	-	-	-	-	-	0.0%
All Other Revenue	-	1	-	-	1	1	0.0%
Total Revenues	-	1	-	-	1	1	0.0%
Full-Time Equivalents (FTEs)	6.35	6.35	6.30	6.70	6.70	-	0.0%

• Sedgwick County Drug Court Program

The Sedgwick County Drug Court, which began in 2008, is designed to serve eligible probation violation offenders who have been identified as drug or alcohol dependent. Individuals receive specialized treatment and supervision to help them gain a new lifestyle through recovery from drugs and alcohol. This program is a multi-disciplinary partnership with COMCARE, the Department of Corrections, and the District Court.

Fund(s): County General Fund 110

Expenditures	2021 Actual	2022 Actual	2023 Adopted	2023 Revised	2024 Budget	Amnt. Chg. '23 - '24	% Chg. '23 - '24
Personnel	30,963	34,469	33,255	49,255	41,736	(7,519)	-15.3%
Contractual Services	379	84	400	400	250	(150)	-37.5%
Debt Service	-	-	-	-	-	-	0.0%
Commodities	-	6	-	-	-	-	0.0%
Capital Improvements	-	-	-	-	-	-	0.0%
Capital Equipment	-	-	-	-	-	-	0.0%
Interfund Transfers	-	-	-	-	-	-	0.0%
Total Expenditures	31,342	34,559	33,655	49,655	41,986	(7,669)	-15.4%
Revenues							
Taxes	-	-	-	-	-	-	0.0%
Intergovernmental	-	-	-	-	-	-	0.0%
Charges For Service	-	-	-	-	-	-	0.0%
All Other Revenue	-	22	-	-	23	23	0.0%
Total Revenues	-	22	-	-	23	23	0.0%
Full-Time Equivalents (FTEs)	0.33	0.33	0.33	0.40	0.40	-	0.0%

• Witness Fees

Pursuant to Kansas law, counties provide funds for witness fees and associated travel expenses when witnesses are called to attend any hearing or inquisition. These fees may include such expenses as transportation to and from the Sedgwick County Courthouse, lodging for witnesses from out of town, and a per diem food reimbursement.

Fund(s): County General Fund 110

Expenditures	2021 Actual	2022 Actual	2023 Adopted	2023 Revised	2024 Budget	Amnt. Chg. '23 - '24	% Chg. '23 - '24
Personnel	-	-	-	-	-	-	0.0%
Contractual Services	34,216	53,292	30,000	40,000	30,000	(10,000)	-25.0%
Debt Service	-	-	-	-	-	-	0.0%
Commodities	440	944	900	900	1,900	1,000	111.1%
Capital Improvements	-	-	-	-	-	-	0.0%
Capital Equipment	-	-	-	-	-	-	0.0%
Interfund Transfers	-	-	-	-	-	-	0.0%
Total Expenditures	34,656	54,236	30,900	40,900	31,900	(9,000)	-22.0%
Revenues							
Taxes	-	-	-	-	-	-	0.0%
Intergovernmental	-	-	-	-	-	-	0.0%
Charges For Service	-	-	-	-	-	-	0.0%
All Other Revenue	7,798	12,778	7,954	7,954	13,036	5,081	63.9%
Total Revenues	7,798	12,778	7,954	7,954	13,036	5,081	63.9%
Full-Time Equivalents (FTEs)	-	-	-	-	-	-	0.0%

• Sexual Assault Examinations

Pursuant to Kansas law, counties provide for the payment of the costs associated with sexual assault examinations determined necessary for the collection of evidence.

Fund(s): County General Fund 110

Expenditures	2021 Actual	2022 Actual	2023 Adopted	2023 Revised	2024 Budget	Amnt. Chg. '23 - '24	% Chg. '23 - '24
Personnel	-	-	-	-	-	-	0.0%
Contractual Services	246,793	181,442	267,550	267,550	267,550	-	0.0%
Debt Service	-	-	-	-	-	-	0.0%
Commodities	-	-	-	-	-	-	0.0%
Capital Improvements	-	-	-	-	-	-	0.0%
Capital Equipment	-	-	-	-	-	-	0.0%
Interfund Transfers	-	-	-	-	-	-	0.0%
Total Expenditures	246,793	181,442	267,550	267,550	267,550	-	0.0%
Revenues							
Taxes	-	-	-	-	-	-	0.0%
Intergovernmental	-	-	-	-	-	-	0.0%
Charges For Service	-	30	-	-	31	31	0.0%
All Other Revenue	10,145	12,069	10,349	10,349	12,314	1,964	19.0%
Total Revenues	10,145	12,099	10,349	10,349	12,344	1,995	19.3%
Full-Time Equivalents (FTEs)	-	-	-	-	-	-	0.0%

• Traffic Diversion

Traffic Diversion enables qualified adults to avoid a conviction while being held accountable for their violation of traffic laws through payment of costs, fines, and education programs if warranted. Upon the successful completion of the program, charges are dismissed.

Fund(s): County General Fund 110

Expenditures	2021 Actual	2022 Actual	2023 Adopted	2023 Revised	2024 Budget	Amnt. Chg. '23 - '24	% Chg. '23 - '24
Personnel	94,689	101,145	110,818	110,818	107,807	(3,011)	-2.7%
Contractual Services	24	21	100	100	100	-	0.0%
Debt Service	-	-	-	-	-	-	0.0%
Commodities	17	24	25	25	50	25	100.0%
Capital Improvements	-	-	-	-	-	-	0.0%
Capital Equipment	-	-	-	-	-	-	0.0%
Interfund Transfers	-	-	-	-	-	-	0.0%
Total Expenditures	94,730	101,189	110,943	110,943	107,957	(2,986)	-2.7%
Revenues							
Taxes	-	-	-	-	-	-	0.0%
Intergovernmental	-	-	-	-	-	-	0.0%
Charges For Service	84,050	83,960	75,000	75,000	86,498	11,498	15.3%
All Other Revenue	-	-	-	-	-	-	0.0%
Total Revenues	84,050	83,960	75,000	75,000	86,498	11,498	15.3%
Full-Time Equivalents (FTEs)	1.40	1.40	1.40	1.40	1.40	-	0.0%

• Juvenile Diversion

The Juvenile Diversion Program enables qualified juvenile offenders who successfully complete an offender diversion program to avoid adjudication for crimes committed. Youth who are approved for the program must accept responsibility for the offense and sign an agreement, which outlines all of the requirements of diversion. Program requirements may include a combination of payment of restitution, correctional counseling, substance abuse and mental health treatment, community service work, and payment of costs and fees.

Fund(s): County General Fund 110

Expenditures	2021 Actual	2022 Actual	2023 Adopted	2023 Revised	2024 Budget	Amnt. Chg. '23 - '24	% Chg. '23 - '24
Personnel	256,452	276,520	296,269	296,269	309,168	12,899	4.4%
Contractual Services	328	657	500	1,000	500	(500)	-50.0%
Debt Service	-	-	-	-	-	-	0.0%
Commodities	897	89	1,000	1,000	500	(500)	-50.0%
Capital Improvements	-	-	-	-	-	-	0.0%
Capital Equipment	-	-	-	-	-	-	0.0%
Interfund Transfers	-	-	-	-	-	-	0.0%
Total Expenditures	257,676	277,266	297,769	298,269	310,168	11,899	4.0%
Revenues							
Taxes	-	-	-	-	-	-	0.0%
Intergovernmental	-	-	-	-	-	-	0.0%
Charges For Service	5,954	6,798	6,134	6,134	7,003	870	14.2%
All Other Revenue	-	22	-	-	23	23	0.0%
Total Revenues	5,954	6,820	6,134	6,134	7,026	892	14.5%
Full-Time Equivalents (FTEs)	4.05	4.05	4.05	4.05	4.05	-	0.0%

• Child in Need of Care

The Child in Need of Care (CINC) Unit has the protection of children as its primary responsibility. The CINC Unit is comprised of a Deputy District Attorney, staff attorneys, and support personnel whose obligation it is to screen cases and when appropriate file petitions alleging abuse or neglect. District Attorney staff work closely with Kansas Department for Children and Families (DCF) agency personnel and private contract providers. Once a case has been initiated, staff attorneys attend court proceedings in accordance with Kansas Code for the Care of Children, K.S.A. 38-1510.

Fund(s): County General Fund 110

Expenditures	2021 Actual	2022 Actual	2023 Adopted	2023 Revised	2024 Budget	Amnt. Chg. '23 - '24	% Chg. '23 - '24
Personnel	1,260,954	1,411,726	1,512,835	1,537,835	1,579,952	42,116	2.7%
Contractual Services	31,538	28,523	54,751	54,751	39,000	(15,751)	-28.8%
Debt Service	-	-	-	-	-	-	0.0%
Commodities	23,599	6,302	18,000	17,200	10,000	(7,200)	-41.9%
Capital Improvements	-	-	-	-	-	-	0.0%
Capital Equipment	-	-	-	-	-	-	0.0%
Interfund Transfers	-	-	-	-	-	-	0.0%
Total Expenditures	1,316,091	1,446,551	1,585,586	1,609,786	1,628,952	19,165	1.2%
Revenues							
Taxes	-	-	-	-	-	-	0.0%
Intergovernmental	-	-	-	-	-	-	0.0%
Charges For Service	-	-	-	-	-	-	0.0%
All Other Revenue	-	376	-	-	392	392	0.0%
Total Revenues	-	376	-	-	392	392	0.0%
Full-Time Equivalents (FTEs)	17.75	17.75	17.20	17.60	17.60	-	0.0%

• Financial & Economic Crimes

The Financial and Economic Crimes Unit prosecutes crimes affecting property owners, businesses, and employers in Sedgwick County. Economic crimes include forgery, identity theft, elder abuse, burglary, and theft of property, money, and services. Prosecutors in this Unit work with local law enforcement, citizens, financial institutions, and businesses to bring the community’s chronic offenders to justice and collect restitution where possible.

Fund(s): County General Fund 110

Expenditures	2021 Actual	2022 Actual	2023 Adopted	2023 Revised	2024 Budget	Amnt. Chg. '23 - '24	% Chg. '23 - '24
Personnel	565,463	451,038	674,352	524,352	488,954	(35,398)	-6.8%
Contractual Services	6,184	6,990	6,350	6,350	8,350	2,000	31.5%
Debt Service	-	-	-	-	-	-	0.0%
Commodities	1,763	577	2,000	2,000	1,000	(1,000)	-50.0%
Capital Improvements	-	-	-	-	-	-	0.0%
Capital Equipment	-	-	-	-	-	-	0.0%
Interfund Transfers	-	-	-	-	-	-	0.0%
Total Expenditures	573,411	458,606	682,702	532,702	498,304	(34,398)	-6.5%
Revenues							
Taxes	-	-	-	-	-	-	0.0%
Intergovernmental	-	-	-	-	-	-	0.0%
Charges For Service	-	-	-	-	-	-	0.0%
All Other Revenue	275	152	-	-	158	158	0.0%
Total Revenues	275	152	-	-	158	158	0.0%
Full-Time Equivalents (FTEs)	5.10	5.10	5.00	3.60	3.60	-	0.0%

• Prosecution Attorney Trust

Funding for the Prosecution Attorney Trust Fund is provided from proceeds received from assets disposed under the Kansas Asset Seizure and Forfeiture Act (K.S.A. 65-7014). Monies are administered at the discretion of the District Attorney; however, expenditures are conducted within statutory guidelines and are limited to law enforcement related expenses.

Fund(s): District Attorney - Grants 259

Expenditures	2021 Actual	2022 Actual	2023 Adopted	2023 Revised	2024 Budget	Amnt. Chg. '23 - '24	% Chg. '23 - '24
Personnel	-	-	-	-	-	-	0.0%
Contractual Services	20,684	88,945	-	119,706	-	(119,706)	-100.0%
Debt Service	-	-	-	-	-	-	0.0%
Commodities	3,807	6,696	-	23,538	-	(23,538)	-100.0%
Capital Improvements	-	-	-	-	-	-	0.0%
Capital Equipment	-	-	-	-	-	-	0.0%
Interfund Transfers	-	-	-	-	-	-	0.0%
Total Expenditures	24,491	95,640	-	143,244	-	(143,244)	-100.0%
Revenues							
Taxes	-	-	-	-	-	-	0.0%
Intergovernmental	-	-	-	-	-	-	0.0%
Charges For Service	-	-	-	-	-	-	0.0%
All Other Revenue	34,805	16,570	-	-	-	-	0.0%
Total Revenues	34,805	16,570	-	-	-	-	0.0%
Full-Time Equivalents (FTEs)	-	-	-	-	-	-	0.0%

• Juvenile Diversion UA Fees

Juvenile Diversion Urinalysis (UA) Fees is a program that supports UA fees for those individuals in the program.

Fund(s): District Attorney - Grants 259

Expenditures	2021 Actual	2022 Actual	2023 Adopted	2023 Revised	2024 Budget	Amnt. Chg. '23 - '24	% Chg. '23 - '24
Personnel	-	-	-	-	-	-	0.0%
Contractual Services	220	-	-	-	-	-	0.0%
Debt Service	-	-	-	-	-	-	0.0%
Commodities	-	-	-	-	-	-	0.0%
Capital Improvements	-	-	-	-	-	-	0.0%
Capital Equipment	-	-	-	-	-	-	0.0%
Interfund Transfers	-	-	-	-	-	-	0.0%
Total Expenditures	220	-	-	-	-	-	0.0%
Revenues							
Taxes	-	-	-	-	-	-	0.0%
Intergovernmental	-	-	-	-	-	-	0.0%
Charges For Service	251	-	-	-	-	-	0.0%
All Other Revenue	230	-	-	-	-	-	0.0%
Total Revenues	481	-	-	-	-	-	0.0%
Full-Time Equivalents (FTEs)	-	-	-	-	-	-	0.0%

• Training

The Prosecuting Attorney Training Fund is used as a funding source to provide legal education/training opportunities for staff in the District Attorney’s Office. This fund is authorized under KSA 28-170a, establishing a \$2.00 fee per criminal case to be collected by the District Court and deposited in the Prosecutors’ Training Fund 18002-216. Expenditures are conducted in accordance with statutory guidelines.

Fund(s): Prosecuting Attorney Training 216

Expenditures	2021 Actual	2022 Actual	2023 Adopted	2023 Revised	2024 Budget	Amnt. Chg. '23 - '24	% Chg. '23 - '24
Personnel	-	-	-	-	-	-	0.0%
Contractual Services	26,132	28,512	20,750	52,866	20,000	(32,866)	-62.2%
Debt Service	-	-	-	-	-	-	0.0%
Commodities	-	-	500	500	-	(500)	-100.0%
Capital Improvements	-	-	-	-	-	-	0.0%
Capital Equipment	-	-	-	-	-	-	0.0%
Interfund Transfers	-	-	-	-	-	-	0.0%
Total Expenditures	26,132	28,512	21,250	53,366	20,000	(33,366)	-62.5%
Revenues							
Taxes	-	-	-	-	-	-	0.0%
Intergovernmental	-	-	-	-	-	-	0.0%
Charges For Service	34,949	31,926	30,000	30,000	30,000	-	0.0%
All Other Revenue	-	-	-	-	-	-	0.0%
Total Revenues	34,949	31,926	30,000	30,000	30,000	-	0.0%
Full-Time Equivalents (FTEs)	-	-	-	-	-	-	0.0%

• District Attorney Other Grants

Each year, the District Attorney’s Office receives a variety of grants from both the State and Federal government. These grants include Justice Assistance Grants (JAG) for software and software upgrades.

Fund(s): District Attorney - Grants 259 / Jag Grants 263

Expenditures	2021 Actual	2022 Actual	2023 Adopted	2023 Revised	2024 Budget	Amnt. Chg. '23 - '24	% Chg. '23 - '24
Personnel	-	-	-	-	-	-	0.0%
Contractual Services	-	10,268	-	28,390	-	(28,390)	-100.0%
Debt Service	-	-	-	-	-	-	0.0%
Commodities	12,999	31,515	-	48,783	-	(48,783)	-100.0%
Capital Improvements	-	-	-	-	-	-	0.0%
Capital Equipment	-	-	-	32,479	-	(32,479)	-100.0%
Interfund Transfers	-	-	-	-	-	-	0.0%
Total Expenditures	12,999	41,783	-	109,652	-	(109,652)	-100.0%
Revenues							
Taxes	-	-	-	-	-	-	0.0%
Intergovernmental	42,327	22,815	-	83,241	-	(83,241)	-100.0%
Charges For Service	-	-	-	-	-	-	0.0%
All Other Revenue	103	250	-	-	-	-	0.0%
Total Revenues	42,430	23,066	-	83,241	-	(83,241)	-100.0%
Full-Time Equivalents (FTEs)	-	-	-	-	-	-	0.0%