

Budgeted Transfers

Mission: To assure Sedgwick County government and citizens of proper use of county resources and informed financial decision-making.

Chris Chronis
Chief Financial Officer

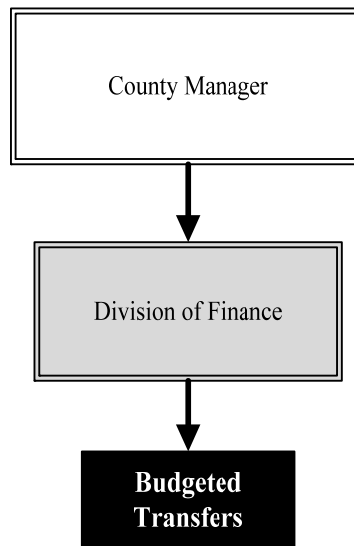
525 N. Main, Suite 823
 Wichita KS 67203
 316.660.7591

chris.chronis@sedgwick.gov

Overview

Budgeted Transfers represent funding that will either be held in reserve or transferred into other functions. Sedgwick County utilizes these transfers for two purposes. One purpose is to provide matching funds for outside grants. Throughout the year, grant opportunities may arise that require matching funds. If the department does not have funding within its budget to provide a grant match, these funds may be utilized.

The second purpose is to provide annual funding for the Risk Management Reserve Fund. The Risk Management Reserve Fund is utilized to centralize and manage Sedgwick County's general liability risks. The Fund pays for insurance premiums, deductibles, and other claims not covered by an insurance policy.



Significant Budget Adjustments

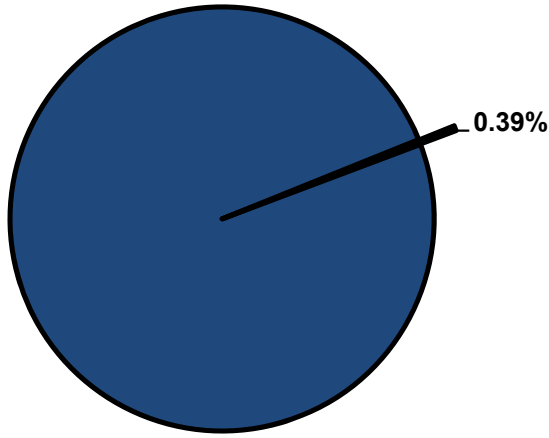
Changes to the Budgeted Transfers' 2015 budget include an addition of \$150,000 for equipment and technology replacement needs.



Departmental Graphical Summary

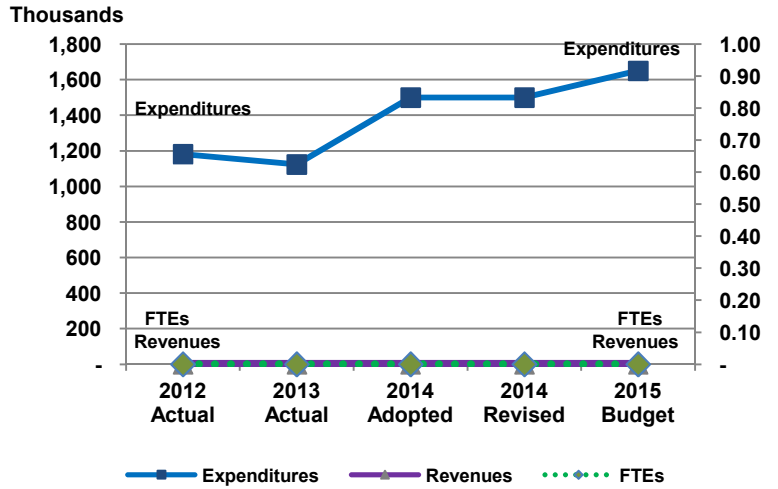
Budgeted Transfers

Percent of Total County Operating Budget



Expenditures, Program Revenue & FTEs

All Operating Funds



Budget Summary by Category

	2012 Actual	2013 Actual	2014 Adopted	2014 Revised	2015 Budget	Amount Chg '14 Rev.-'15	% Chg '14 Rev.-'15
Expenditures							
Personnel	-	-	-	-	-	-	-
Contractual Services	-	-	310,932	310,932	278,546	(32,386)	-10.42%
Debt Service	-	-	-	-	-	-	-
Commodities	-	-	-	-	-	-	-
Capital Improvements	-	-	-	-	-	-	-
Capital Equipment	-	-	-	-	-	-	-
Interfund Transfers	1,181,798	1,124,145	1,189,068	1,189,068	1,371,454	182,386	15.34%
Total Expenditures	1,181,798	1,124,145	1,500,000	1,500,000	1,650,000	150,000	10.00%
Revenues							
Tax Revenues	-	-	-	-	-	-	-
Licenses and Permits	-	-	-	-	-	-	-
Intergovernmental	-	-	-	-	-	-	-
Charges for Services	-	-	-	-	-	-	-
All Other Revenue	-	-	-	-	-	-	-
Total Revenues	-	-	-	-	-	-	-
Full-Time Equivalents (FTEs)							
Property Tax Funded	-	-	-	-	-	-	-
Non-Property Tax Funded	-	-	-	-	-	-	-
Total FTEs	-	-	-	-	-	-	-

Budget Summary by Fund

Fund	2012 Actual	2013 Actual	2014 Adopted	2014 Revised	2015 Budget	Amount Chg '14 Rev.-'15	% Chg '14 Rev.-'15
General Fund	1,181,798	1,124,145	1,500,000	1,500,000	1,650,000	150,000	10.00%
Total Expenditures	1,181,798	1,124,145	1,500,000	1,500,000	1,650,000	150,000	10.00%

Significant Budget Adjustments from Prior Year Revised Budget

Expenditures Revenues FTEs

Total - - -

Budget Summary by Program

Program	Fund	2012 Actual	2013 Actual	2014 Adopted	2014 Revised	2015 Budget	% Chg '14 Rev.-'15	2015 FTEs
Budgeted Transfers	110	1,181,798	1,124,145	1,500,000	1,500,000	1,650,000	10.00%	-
Total		1,181,798	1,124,145	1,500,000	1,500,000	1,650,000	10.00%	-