

DPS Monthly Highlights

Sedgwick County Division of Public Services

January 2020 Departmental Highlights Report

Department on Aging

Options Counseling	JAN	FEB	MAR	APR	MAY	JUN	JUL	AUG	SEP	OCT	NOV	DEC	TOTAL	AVG
2020	138												138	138
2019	404	352	368	396	364	247	262	91	66	64	32	134	2,780	232
2018	347	347	367	541	396	344	361	361	252	432	333	342	4,423	369
2017	439	403	465	375	421	403	309	368	303	281	281	241	4,289	357
Information & Referral Assistance (I&RA)	JAN	FEB	MAR	APR	MAY	JUN	JUL	AUG	SEP	OCT	NOV	DEC	TOTAL	AVG
2020	2,634												2,634	2,634
2019	2,984	2,668	2,767	2,718	2,716	2,691	3,015	2,945	3,120	3,346	2,642	2,428	34,040	2,837
2018	3,314	2,161	3,117	2,021	3,134	3,258	3,035	3,299	2,794	3,793	3,054	2,433	35,413	2,951
2017	3,702	3,160	3,678	3,141	3,555	4,118	3,618	4,037	3,481	4,114	4,114	2,737	43,455	3,621
Medicaid Waiver Assessment	JAN	FEB	MAR	APR	MAY	JUN	JUL	AUG	SEP	OCT	NOV	DEC	TOTAL	AVG
2020	540												540	540
2018	633	601	608	619	589	511	581	563	453	622	457	493	6,730	561
2017	531	483	628	548	548	565	443	569	552	494	543	613	6,517	543
2016	433	464	461	481	443	488	519	577	520	503	422	504	5,815	485
Home Delivered Meals, Mill Levy	JAN	FEB	MAR	APR	MAY	JUN	JUL	AUG	SEP	OCT	NOV	DEC	TOTAL	AVG
2020	3,938												3,938	3,938
2019	3,590	3,444	3,596	3,563	3,567	3,380	3,974	4,457	3,792	4,378	3,766	3,833	45,340	3,778
2018	3,948	3,468	3,887	3,800	4,113	3,664	3,819	4,147	3,312	3,962	3,371	3,516	45,007	3,751
2017	3,540	3,294	3,865	3,491	4,026	4,125	3,320	4,147	3,467	3,954	4,115	3,850	45,194	3,766
Sedgwick County Transportation (SCT)	JAN	FEB	MAR	APR	MAY	JUN	JUL	AUG	SEP	OCT	NOV	DEC	TOTAL	AVG
2020	1,464												1,464	1,464
2019	1,274	1,161	1,266	1,277	1,320	1,446	1,536	1,471	1,645	1,535	1,378	1,238	16,547	1,379
2018	1,330	1,217	1,250	1,497	1,486	1,392	1,466	1,382	1,541	1,434	1,338	1,097	16,430	1,369
2017	1,434	1,459	1,625	1,547	1,584	1,652	1,540	1,717	2,169	1,617	1,395	1,280	19,019	1,585

- Governor Kelly passed a legislative order in 2019 to establish a state Alzheimer's Disease Task Force. The Task Force was charged to focus on aging in Kansas and preemptive action steps for a changing demographic. The Director was appointed by Senator Anthony Hensley to be a member of the Alzheimer's Task Force representing the Kansas Association of Area Agencies on Aging and Disabilities (K4AD). The Director accompanied members of the Alzheimer's Task Force to meet with Lieutenant Governor Rogers to present the Disease Plan January 10, 2020. The plan, an 84 page document, included information on Alzheimer's and dementia, statistics in Kansas, growth in population and top six recommendations.
- The AARP Foundation Tax-Aide offers free tax preparation for low income older adults during the tax season. The Director finalized plans to establish Central Plains Area Agency on Aging (CPAAA) as an AARP Tax-Aide site for the 2019 tax season. On January 22, 2020, over 35 AARP volunteers completed training at the Ronald Reagan Building. In conjunction with AARP, the agency will host two IRS certified volunteers in February two days a week for tax preparation for those in need.



Sedgwick County...
working for you

Sedgwick County Division of Public Services

316-660-7674 525 N. Main Suite 343 Wichita KS 67203 www.sedgwickcounty.org

- The RSVP Volunteer Program links adults 55 and older with meaningful volunteer opportunities throughout Wichita and Sedgwick County. In January, the RSVP program collected donations for the Robert J. Dole V.A. Medical Center Clothes Closet to help fill the immediate need for veterans in the Sedgwick County area in recognition of Martin Luther King Jr. Day of Service. Volunteers were successful in collecting a variety of items for a total dollar impact of \$700.
- A Matter of Balance (AMOB) is an evidence based education and exercise program promoting health through fall prevention. The Caregiver Coordinator completed A Matter of Balance (AMOB) train the trainer class January 30-31, 2020. The course was a success with seven participants completing increasing availability of AMOB coaches and classes in the community.

COMCARE

Sobering Unit	JAN	FEB	MAR	APR	MAY	JUN	JUL	AUG	SEP	OCT	NOV	DEC	TOTAL	AVG
2020	97												97	97
2019	28	19	26	27	65	76	78	102	86	102	93	79	781	65
2018	33	28	32	25	27	37	32	26	34	22	25	20	341	28
2017	51	40	64	36	30	45	42	42	29	38	25	26	468	39
2016	27	26	37	28	30	39	20	32	32	36	40	32	379	32
2015	N/A	10	56	25	30	43	22	45	22	22	35	28	338	31
Detox Unit	JAN	FEB	MAR	APR	MAY	JUN	JUL	AUG	SEP	OCT	NOV	DEC	TOTAL	AVG
2020	72												72	72
2019	76	71	81	105	111	91	83	93	81	86	77	66	1021	85
2018	99	95	89	100	102	84	114	110	98	92	92	92	1167	97
2017	84	79	92	85	89	99	121	121	113	96	98	94	1171	98
2016	61	65	57	68	61	57	49	45	65	79	86	69	762	64
2015	N/A	N/A	N/A	N/A	20	49	43	54	64	58	54	69	411	51
Crisis Stabilization Unit	JAN	FEB	MAR	APR	MAY	JUN	JUL	AUG	SEP	OCT	NOV	DEC	TOTAL	AVG
2020	13												13	13
2019	17	16	14	14	16	17	19	25	18	16	12	15	199	17
2018	30	19	22	17	23	13	22	22	21	20	19	14	242	20
Morris Place Clients	JAN	FEB	MAR	APR	MAY	JUN	JUL	AUG	SEP	OCT	NOV	DEC	TOTAL	AVG
2020	5												5	5
2019	3	4	5	8	12	9	11	11	9	7	7	6	92	8
2018	1	4	3	3	3	3	2	5	1	2	1	2	30	3



SCDDO

Total Individuals Eligible	JAN	FEB	MAR	APR	MAY	JUN	JULY	AUG	SEPT	OCT	NOV	DEC	AVG
2020	2598												2598
2019	2534	2530	2540	2549	2543	2547	2554	2562	2564	2573	2571	2588	2558
2018	2525	2514	2517	2520	2523	2529	2543	2543	2544	2532	2533	2535	2530
Individuals Waiting for Services	JAN	FEB	MAR	APR	MAY	JUN	JULY	AUG	SEPT	OCT	NOV	DEC	AVG
2020	994												994
2019	935	932	946	955	946	952	954	958	955	967	968	978	954
2018	949	916	919	924	918	866	904	928	930	932	937	936	922
Options Counseling Transactions	JAN	FEB	MAR	APR	MAY	JUN	JULY	AUG	SEPT	OCT	NOV	DEC	AVG
2020	8												8
2019	36	83	66	74	60	52	68	60	66	74	58	85	65
2018	106	70	65	70	60	99	94	53	56	73	39	39	69
Intakes Completed	JAN	FEB	MAR	APR	MAY	JUN	JULY	AUG	SEPT	OCT	NOV	DEC	AVG
2020	8												8
2019	11	7	11	9	15	4	4	8	8	11	10	3	8
2018	16	9	10	9	7	8	11	17	8	10	10	6	10
Functional Assessments Completed	JAN	FEB	MAR	APR	MAY	JUN	JULY	AUG	SEPT	OCT	NOV	DEC	AVG
2020	168												168
2019	164	138	155	148	136	162	169	162	174	162	160	156	157
2018	163	135	154	148	168	149	150	163	163	166	165	162	157

- During the month of January, Sedgwick County Developmental Disability Organization (SCDDO) Quality Assurance Staff completed 13 day program and 13 residential visits.
- At the January 31, 2020, meeting of the Sedgwick County Community Council, Dr. Melissa Walker with Wichita State University presented the results of the transportation study commissioned by the SCDDO. The study examined how the current public transportation system meets or does not meet the needs of individuals with intellectual/developmental disabilities (IDD). A copy of the executive summary of this study are available on the SCDDO website at: <https://www.sedgwickcounty.org/developmental-disabilities/>
- On January 8, 2020, Director Dee Nighswonger, met the standards established by NADD as a Dual Diagnosis Specialist in support of individuals with IDD co-occurring with mental illness and earned the NADD-DDS credential.
- During January, three members of SCDDO staff began participating in Peer Group Coaching to further hone leadership skills. These groups will meet monthly through June and will further support the work of the department on our strategic focus area to provide leadership to make progress on complex system challenges.



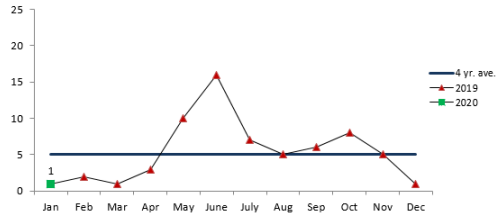
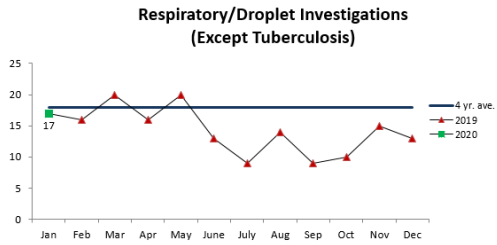
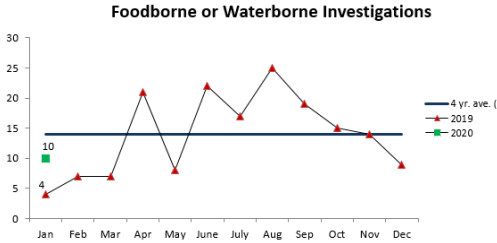
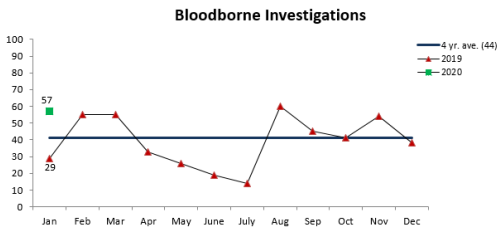
Health Department*

- Epidemiology:
 - On January 7 and 8, 2020, Epidemiology staff attended “Disaster Preparedness for Healthcare Organizations” training with health partners. The training covered how healthcare organizations can prepare for disasters, such as tornadoes or flooding.
 - On January 16, 2020, Epidemiology staff conducted “Introduction to Infectious Diseases” training for 29 Sedgwick County Sheriff and Wichita Police Department recruits. The training covers information about common infectious diseases; how to prevent disease transmission; and how recruits can protect themselves from infectious disease while on the job.
- *Please see attached Sedgwick County Health Department Reports.

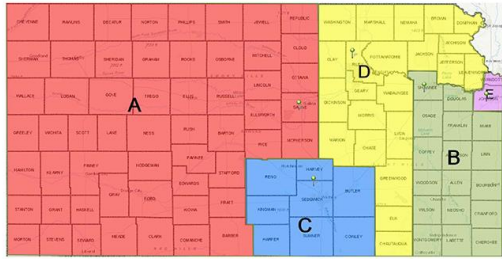


Sedgwick County Division of Health Selected Kansas Notifiable Conditions Number of New Investigations by Date Investigation Started ^a .					
	2020 January	2019 January	2020 YTD	2019 YTD	4 Year Average Per Month
Bloodborne Transmission					
Hepatitis B, chronic	6	6	6	6	14
Hepatitis B, follow newborn of positive mom	0	3	0	3	2
Hepatitis C, chronic	51	20	51	20	25
Foodborne and Waterborne Transmission					
Campylobacteriosis	1	1	1	1	8
Shiga toxin-producing <i>Escherichia coli</i> ^b	2	1	2	1	2
Salmonellosis ^b	7	2	7	2	4
Other Reportable Conditions					
Elevated Blood Lead ^c	9	11	9	11	13 ^c
Respiratory/Droplet Transmission					
Pertussis	1	2	1	2	5
<i>Streptococcus pneumoniae</i> , invasive disease	10	8	10	8	6
Tuberculosis – new active, suspect, and TB disease	11	5	11	5	14 ^e
Varicella (chickenpox)	6	7	6	7	7
Sexual Transmission^d					
Syphilis ^f	30	42 ^g	30 ^h	42 ^g	63 ^e
HIV/AIDS ^f	5	7 ^g	5 ^h	7 ^g	20 ^e
Vector-Borne Transmission					
Lyme disease	0	0	21	14	2
Spotted fever rickettsiosis	1	0	39	23	2
West Nile virus, non-neuroinvasive	0	0	5	3	1

Monthly Trends of the Selected Investigations Shown on the Table



Disease Intervention Specialist Assignment Areas



Sedgwick County Disease Intervention Specialists Investigate Sexually Transmitted Infections in the 8 Counties Shown in blue (C)

^a The most commonly reported notifiable conditions are listed in this table which shows the investigations performed by Sedgwick County staff (an indicator of workload and potential outbreaks). The numbers include suspect, probable and confirmed cases; people with positive screening tests; and contacts of cases.
^b Beginning January 2016, reports of salmonellosis or Shiga toxin-producing *E. coli* infection are investigated by KDHE and are shown on the table.
^c Beginning April 1, 2016, all elevated blood lead reports of ≥ 5 $\mu\text{g}/\text{dL}$ are investigated by SCDOH staff. From January 1, 2014 through March 31, 2016 elevated blood lead reports of ≥ 10 $\mu\text{g}/\text{dL}$ were investigated.
^d In cooperation with the Kansas Department of Health and Environment, Sedgwick County staff performs investigations of syphilis and HIV/AIDS in 57 Kansas counties. These data are shown in the table. Beginning January 2016, chlamydia and gonorrhea reports are investigated by KDHE (http://www.kdheks.gov/sti_hiv/sti_reports.htm).
^e Two year average per month.
^f Both 2016 and 2017 investigations are calculated using a new methodology (by date report created in case management system).
^g 2016 reflects Sedgwick County staff shortages and training of new investigators.



Sedgwick County...
working for you

Selected Activities Workload Report

SEDGWICK COUNTY HEALTH DEPARTMENT

January 2020

Published: 03-09-2020

Page 1 of 2

Activity	Program	Jan 2020	Jan 2019	YTD 2020	YTD 2019	Annual Totals			Reason for Variance 2019-2020
						2019	2018	2017	
Clinical Encounters ¹	Children's Dental Clinic – on-site services	94	51	94	51	1,037	933	958	On-site services fluctuate from month to month
	Children's Dental Clinic – off-site screenings ²	406	4216	406	4216	13,894	18,920	17,744	Decrease in 2019 due to Hunter Health no longer needing school screening support from SCHD.
	Early Detection Works ³	36	31	36	31	290	232	430	In December 2019, we started enrolling Family Planning women ages 40 and above into the EDW program.
	Family Planning	416	447	416	447	5,301	5,250	5,445	
	Healthy Babies	594	611	594	611	8,017	6,030	6,053	
	Immunizations & Health Screenings	931	928	931	928	11,703	13,303	11,075	
	Maternal Child Health Care Coordination (MCHCC)	52	88	52	88	3,662	1,424	932	Caseload varies based on the number of adolescents scheduled through the Family Planning Clinic.
	Sexually Transmitted Infections Clinic	207	234	207	234	2,537	2,510	2,600	STD caseload varies monthly.
	Tuberculosis Control	301	95	301	95	2,502	1,986	3,033	Increase due to increased active TB case load.
	Women, Infants, & Children (WIC)	3852	4153	3852	4153	47,868	92,301	101,927	WIC caseload varies monthly.
Unduplicated Clients ⁴	Children's Dental Clinic	71	47	71	47	359	320	335	Unduplicated clients fluctuate from month to month
	Early Detection Works ³	35	31	35	31	268	209	397	
	Family Planning	400	429	400	429	2,839	2,879	2,971	
	Healthy Babies Program – Primary Parent	354	414	354	414	765	1,255	1,000	Varying caseload numbers
	Immunizations & Health Screenings	837	847	837	847	9,186	9,956	8,337	
	Maternal Child Health Care Coordination (MCHCC)	52	88	52	88	3,662	1,392	881	
	Sexually Transmitted Infections Clinic	189	216	189	216	1,868	1,858	1,993	
	Tuberculosis Control	74	49	74	49	326	355	357	

¹ Clinical Encounters are documented face-to-face or over-the-phone contact between a SCHD client and a SCHD healthcare provider/practitioner for the purpose of providing healthcare service or assessing client health status.

² Off-site dental screenings are performed at Sedgwick County schools, health fairs and the Sedgwick County Juvenile Detention facility.

³ Early Detection Works is a program that provides breast & cervical cancer screening for women who qualify.

⁴ Unduplicated clients are the number of clients served. Each client is counted once during the reporting timeframe.

Activity	Program	Jan 2020	Jan 2019	YTD 2020	YTD 2019	Annual Totals			Reason for Variance
						2019	2018	2017	
Laboratory Tests ⁵	Tests sent out and performed in-house on SCHED clients	1,305	1,686	1,305	1,686	17,009	17,617	18,784	Continued decrease in testing due to temporary change in investigation procedures.
	Tests performed as contracted reference laboratory for clinics other than SCHED	300	386	300	386	3,662	3,939	3,267	Current number is in line with historical averages. Jan of 2019 was one of the largest months seen.
New Investigations ⁶	Animal Control – All	175	252	175	252	2,369	3,547	2,168	Service calls fluctuate from month to month.
	Animal Control – Animal bite	0	4	0	4	18	42	54	Reports fluctuate from month to month
	Epidemiology	85	69	85	69	1,110	1,223	1,346	Reports of disease fluctuate from month to month
	Sexually Transmitted Infection (STI) Control	35	54	35	54	594	893	1,542	Personnel changes and protocol limitations initiated by KDHE decrease overall numbers of reportable disease investigations
	Tuberculosis (TB) Control	23	14	23	14	181	137	163	Increase in active TB cases increased the number of investigations
Client Contacts ⁷	Epidemiology	451	417	451	417	4,848	6,050	7,453	Reports of disease fluctuate from month to month
	Sexually Transmitted Infection Control ⁸	30	25	30	25	386	556	693	Report fluctuates from month to month
	Women, Infants, & Children (WIC)	3653	3956	3653	3956	46,986	46,611	53,665	WIC caseload varies monthly.
Outreach Events ⁹	Animal Control	0	0	0	0	6	9	7	Presentations are provided at the request or invitation of community organizations, schools or community fairs. Outreach events fluctuate month to month.
	Children's Dental Clinic	0	0	0	0	9	NA	NA	
	Healthy Babies	0	1	0	1	14	21	8	Community events vary monthly.
Outreach Contacts ¹⁰	Healthy Babies	58	30	58	30	134	420	198	Community Contacts vary monthly.

⁵ Number of laboratory tests performed by SCHED laboratory, sent out to reference laboratories, and performed by SCHED programs.

⁶ Number of field service calls (Animal Control) and total investigations of notifiable diseases (Epidemiology, STI Control and TB Control).

⁷ Client contacts are the number of phone calls, faxes, emails and in-person consultation to clients or health partners regarding health education or disease investigation and control about clients. Client contacts are provided by SCHED staff that are not healthcare providers/practitioners or are not for the purpose of providing a healthcare service or assessing clinical health status.

⁸ In-clinic consultation counts only.

⁹ Outreach events are presentations to health partners/community groups and booths at community fairs/other events for the purpose of educating about health-related topics.

¹⁰ Outreach contacts are the number of people who attended outreach events that are presentations, trainings, or other events where attendance is accurately calculated.

¹¹ "NA" indicates data points that were not being tracked for that year.