



The Old Sedgwick County Courthouse

COUNTY PROFILE

History

Originally a camping ground of the Osage and Wichita Indian tribes, Sedgwick County, Kansas, is thought to be a place of discovery for such explorers as Francisco Coronado and Kit Carson. The earliest European settler to the region was M. DuTissenet, a Frenchman operating under the direction of the governor of Louisiana, in 1719. DuTissenet brought with him soldiers, traders and hunters who soon populated and transformed the region from prairie to a land of opportunity.

Sedgwick County was officially established nearly 150 years later on February 26, 1867, and bears the name of Civil War hero Major General John Sedgwick of the Union Army who was killed during the battle of Spottsylvania Courthouse in Virginia. After an initial failed attempt at establishing an official county government, the Governor of the State of Kansas appointed three Commissioners to aid in the effort. In April of 1870, the first county officials were elected and the county seat of Wichita was chosen.

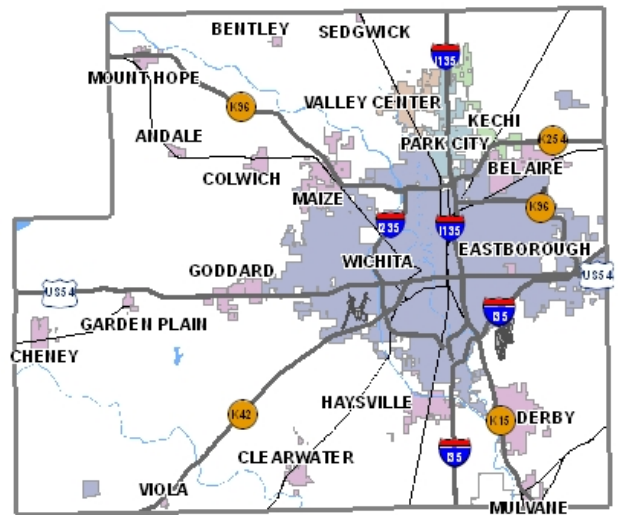
Geography



Occupying 1,008 square miles of land in south-central Kansas, Sedgwick County falls within the borders of the Arkansas River

Lowlands. It is noted for its extreme flatness, as its highest point is only 1,540 feet above sea level. The County's lowest point, approximately 1,220 feet above sea level, occurs along the southern border where the

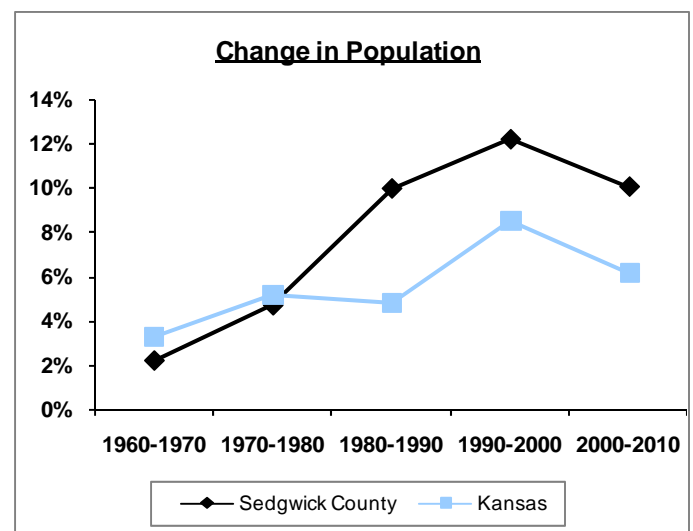
Arkansas River leaves the County.¹ Sedgwick County's largest city is Wichita, which is located along Interstate 35 with service areas to Interstate 135, U.S. 54 and various other highway projects.



Source: Sedgwick County GIS, 2008

Population

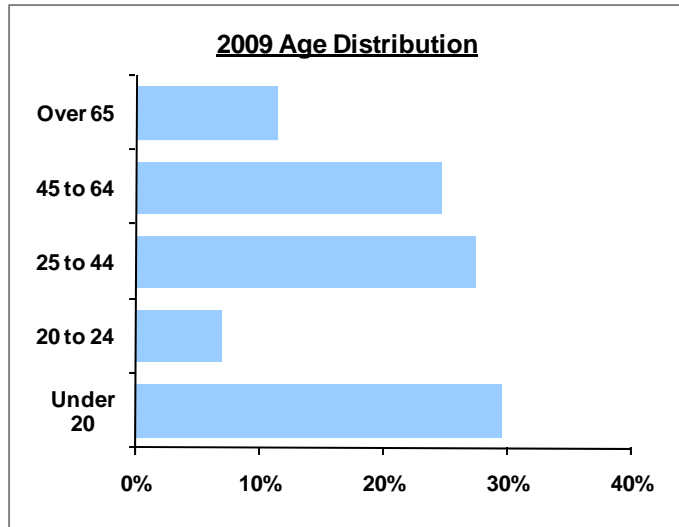
Sedgwick County is a growing region, currently home to an estimated 498,365 citizens. Population growth in the County has been increasing for the past five decades, with the period of strongest growth occurring between 1990 and 2000, when the population increased 12.2 percent. Sedgwick County's population growth has consistently outpaced the State of Kansas' population growth since the 1980s.



Source: U.S. Census Bureau

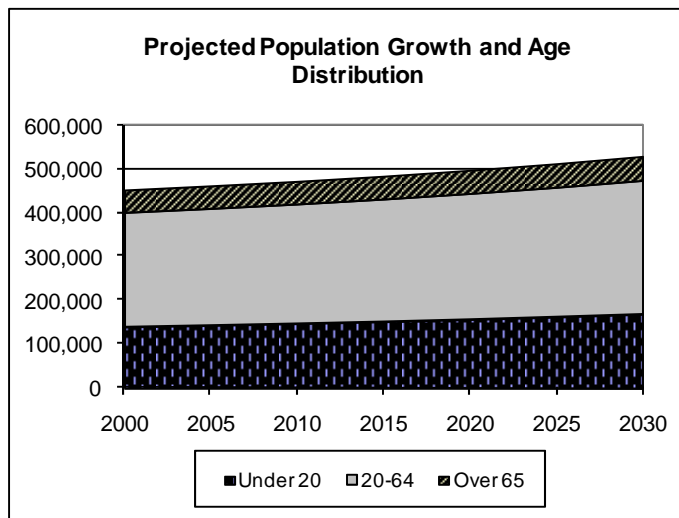
¹ <http://www.kgs.ku.edu/General/Geology/Sedgwick/index.html>

In addition to a strong growth trend, the *U.S. Census Bureau, 2009 American Community Survey* reports Sedgwick County is a relatively young community, with 88.5 percent of its population under the age of 65. Over time, it is expected that the percent of the population over the age of 65 will increase.



Source: American Community Survey, 2009

The population of Sedgwick County is expected to grow 0.4 percent per year through the year 2030, expanding to approximately 531,888 citizens. With the population growth, it is also expected that by 2030, 11 out of every 100 people will be 65 years of age or older.

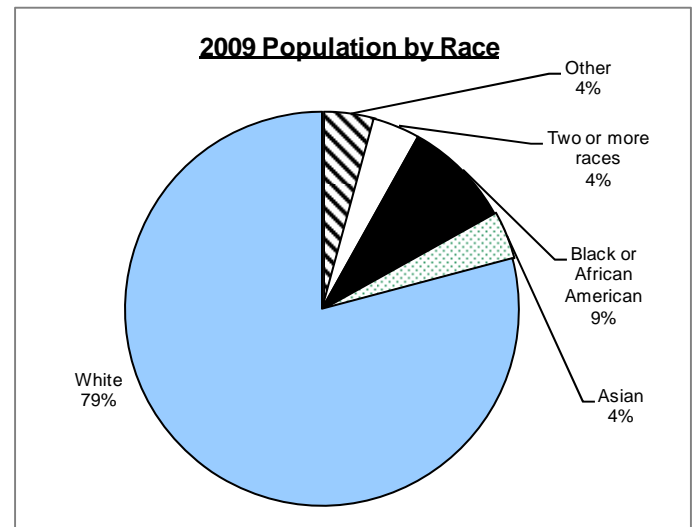


Source: CEDBR at Wichita State University, 2004

Racial/Ethnic Composition

Although Sedgwick County is home to citizens of many diverse ethnic and cultural backgrounds, census data reveals that a large portion of the population (79.1

percent) is White/Caucasian. The most populous minority groups, within the Sedgwick County population, are Black or African American (8.8 percent) and Asian (4.0 percent).²



Source: American Community Survey, 2009

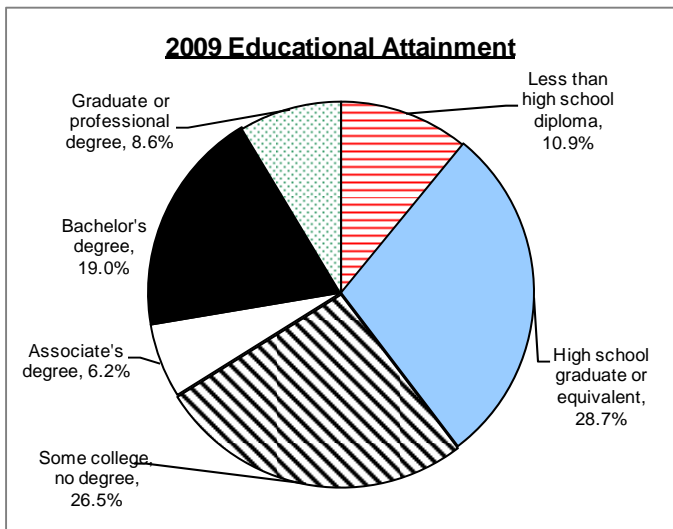
Among its residents, Sedgwick County also has citizens who consider themselves to be of two or more races (3.9 percent) and approximately 4.2 percent of the population reports being of another race than those listed.

Education

Sedgwick County makes education a community priority. Sedgwick County contains 20 unified school districts within the public school system, as well as several private institutions and more than 80 schools within the Catholic Diocese. An educated citizenry benefits the community on the whole, and typically includes a lower unemployment rate and higher percentages of citizen involvement in voting and community service.

Among the population age 25 and over, 89.1 percent have at least a high school diploma, if not some type of experience in higher education. According to the 2009 American Community Survey, this number exceeds the national average by 3.9 percent. In Sedgwick County, 26.5 percent of the population has some college, but no degree, while 6.2 percent has indicated having achieved an associate’s degree. Approximately 19.0 percent of the population has at least a bachelor’s degree and 8.6 percent of residents report having a graduate or professional degree.

² American Community Survey, 2009



Source: American Community Survey, 2009

A recent Sedgwick County initiative is to expand technical education and training. In March 2008, Sedgwick County broke ground for the National Center for Aviation Training. Facing a future shortage of skilled aviation workers, this world-class aviation training facility is a critical step to keep Kansas' aviation industry globally competitive. Sedgwick County's ability to train workers locally will enhance the community's ability to keep aerospace manufacturing jobs in Kansas. The Center opened for business in August 2010.



In addition to the National Center for Aviation Training, there are more than 10 institutions of higher education located in Sedgwick County. Wichita State University, Friends University, Newman University, the Wichita Area Technical College, and the University of Kansas School of Medicine - Wichita all have main campuses in the County, while seven other colleges and universities have chosen to locate branch campuses within the County.

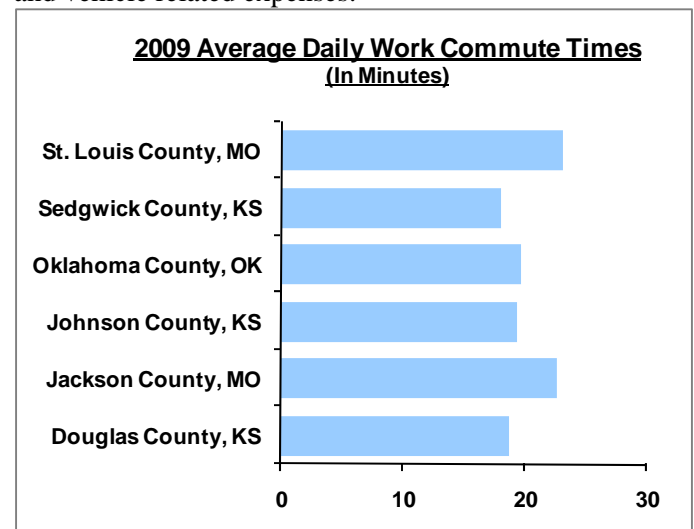
Transportation

Sedgwick County has multiple transportation options available to residents, businesses and travelers. If

traveling by road, Interstate 35, the only Midwest interstate highway to connect Canada, the United States, and Mexico, runs directly through Sedgwick County providing an optimum north/south route for those traveling and for businesses importing/exporting goods out of Kansas. For those wishing to travel or ship goods east or west from Sedgwick County, two primary options exist. Interstate 70 lies 90 miles north of Wichita, while Interstate 40 lies approximately 150 miles to the south. As a result, truck transportation establishments are prevalent in Sedgwick County.

Air transportation is another viable option. Although under the jurisdiction of the City of Wichita, Sedgwick County is home to Wichita Mid-Continent Airport, the only commercial airport in south-central Kansas. The facility currently services four major cargo carriers and seven major passenger airlines including Air Tran Airways, Allegiant Air, American Airlines, Continental Express, Delta Airlines, Frontier Airlines, and United Airlines. These airlines offer non-stop service to 12 different destinations across the United States, including Las Vegas, Minneapolis, Dallas/Fort Worth, Chicago, Los Angeles, Memphis, Denver, Atlanta, Phoenix, Detroit, Houston and Orlando.

Due in part to Sedgwick County's comprehensive network of highways and roads in both the rural and urban areas, average daily work commute times are lower than many regional comparison counties. Sedgwick County's average daily work commute time is 18.1 minutes, compared to 23.1 minutes in St. Louis County, Missouri, and 19.4 minutes in Johnson County, Kansas. In turn, the Sedgwick County workforce spends less time commuting to work, resulting in less fuel usage and vehicle related expenses.



Source: American Community Survey 2009

Public Safety


Sedgwick County continues to place high priority on public safety, with approximately one-third of all County expenditures being spent on public safety. As a full service government, Sedgwick County has jurisdiction over Sedgwick County Fire District 1, Emergency Medical Services (EMS), and the Sheriff's Office.



In 2009, Sedgwick County Fire District 1 responded to 354 more (6,105) alarms than in 2008 (5,751), an increase of 4.4 percent. In total, the dedicated crews of the nine fire houses managed to save 97.7 percent of affected property, totaling \$134.9 million in 2009.³



Sedgwick County EMS provides emergency response and scheduled transfers for the citizens of the County. Through the use of Advance Life Support ambulances, EMS service is provided 24 hours a day, 365 days a year. In 2010, EMS responded to 93.0 percent of urban calls in less than 9 minutes and over 87.0 percent of suburban calls in less than 10 minutes.



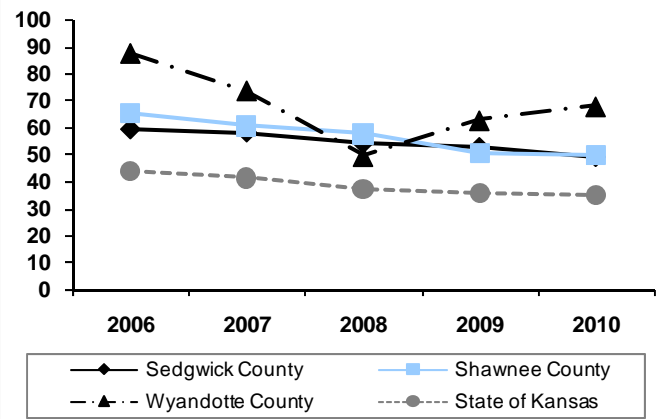
Because Sedgwick County contains 20 cities, there are numerous law enforcement agencies in the area in addition to the Sedgwick County Sheriff's Office. The Sheriff's Office patrols the unincorporated portions of Sedgwick County and operates a 1,068 bed adult detention facility, which is the largest jail in the State of Kansas. From 2009 to 2010, the total daily average inmate population decreased 5.1 percent, from 1,645 to 1,561.⁴

According to the Kansas Bureau of Investigation, the Sedgwick County crime index offenses per 1,000 populations decreased slightly over the past five reported years, from 58.6 offenses in 2005 to 48.8 offenses in 2010. Comparatively, Sedgwick County has fewer crime index offenses per 1,000 populations when compared with Shawnee County, Kansas, but is higher than the State of Kansas average of 34.9 offenses in 2010.

³ Sedgwick County Fire District #1

⁴ Sedgwick County Sheriff's Office 2010 Annual Report

Crime Index Offenses Per 1,000 Population



Source: Kansas Bureau of Investigation Crime Statistics, 2006-2010

Health Care

Home to over 3,100 licensed hospital beds; Sedgwick County is on the cutting edge of healthcare in the 21st Century. The community contains 17 individual hospitals which serve the needs of the community by providing acute, general and specialized care. Additionally, Sedgwick County has 50 nursing homes and assisted living facilities for those in need of special care.⁵

Sedgwick County also provides services to those in need of mental health care as well as alcohol and substance abuse treatment through Comprehensive Community Care of Sedgwick County (COMCARE). The Department has grown dramatically as the community continues to see an increased demand for services. Since 2002, the number of consumers in the COMCARE system has continued to increase and is projected to reach over 14,000 in 2011.

Arts, Culture & Entertainment

As an expanding metropolitan area, Wichita and Sedgwick County work to provide the utmost in community



entertainment and recreation. After two years of planning and community input, Sedgwick County broke ground in December 2007 for the INTRUST Bank Arena, a 15,000 seat multi-purpose arena in the heart of downtown Wichita. The Arena was funded through a 30

⁵ <http://www.wichitakansas.org/>



month, 1 cent, county-wide sales tax, which generated receipts of \$206.5 million. The Arena opened in January of 2010 and has successfully hosted numerous types of events, including family shows, sporting events, and concerts. One of the goals of building a world-class arena was to assist in the revitalization of downtown Wichita.

Not far from the new INTRUST Bank Arena, the City of Wichita continues its work to develop the downtown area known as Old Town. This urban entertainment district has more than 100 shops, nightclubs, movie theaters, art galleries, and businesses. With continued growth of entertainment activity in downtown Wichita, Old Town will continue to be a hot spot for eating lunch, shopping, and nightlife.



Sedgwick County is also a proud sponsor of the Sedgwick County Zoo, the number one outdoor family attraction in the State of Kansas. Founded in

1971, the Zoo is ranked among the best zoos in the world, receiving numerous national and international awards. Occupying 247 acres, the Zoo is home to such exhibits as the Downing Gorilla Forest, the Cargill Learning Center, and the Cessna Penguin Exhibit. The Zoo recently opened the Slawson Family Tiger Trek, a world-class Asian tiger exhibit with four tigers. The Zoo continues to plan for new exhibits, one of which will be the world's first walk-through elephant exhibit.

Wichita is home to a minor league hockey team, the Wichita Thunder, an indoor arena football team, the Wichita Wild, and the Wichita Wingnuts, an AA baseball team. These teams provide hundreds of hours of entertainment each year for the citizens of Sedgwick County and surrounding areas. Sedgwick County's Kansas Pavilions also hosts a wide variety of events each year including horse shows, barrel racing, flea markets, dog shows and agility trials, car shows, livestock shows, guns shows, tractor shows and farm shows.

In addition to these centers of culture and entertainment, Wichita and Sedgwick County have 12 museums and numerous cultural events including the Metropolitan Ballet, Music Theatre of Wichita, Wichita Symphony Orchestra and the Wichita Grand Opera. Wichita also has a broad selection of restaurants, offering every type of cuisine and style of food imaginable.

Events

Each year Sedgwick County takes part in numerous community activities. Support ranges from event sponsorship to employee participation. Some examples of events that the County has participated in include:

- Wichita River Festival
- Wichita Flight Festival
- Wichita Open Golf Tournament
- Sedgwick County Fair
- City and town fairs and festivals
- Big Brothers/Big Sisters Bowling Tournament

GOVERNMENT

Organizational Structure

The County's organizational chart in its entirety can be found on the last page of this section.

Elected Officials

Sedgwick County is governed by a five-member Board of County Commissioners that meets in regular weekly sessions. Commissioners are elected according to geographical area (districts) and serve four-year terms with those terms overlapping. The Commissioners are full-time County officials and perform all executive, legislative and policy-related functions. The Board also governs Sedgwick County Fire District 1, a separate special-purpose local government. The Chairman of the Board is elected by the Commissioners and serves a one-year term, January thru December. The Board of County Commissioners is currently comprised of the following individuals:

Commissioner	District	Term Expires
Dave Unruh, Chairman	1st District	January 2015
Tim Norton	2nd District	January 2013
Karl Peterjohn	3rd District	January 2013
Richard Ranzau	4th District	January 2015
James Skelton	5th District	January 2015

In addition to the Board of County Commissioners, citizens of Sedgwick County elect six other positions:

- County Clerk
- Register of Deeds
- County Treasurer
- Sheriff
- District Attorney
- 18th Judicial District Judges



Appointed Officials

Sedgwick County was recognized by the International City-County Management Association (ICMA) in 1981 as a Council-Manager form of government. Therefore, the Board appoints a professional County Manager to administer most County functions and to implement policy decisions. Tasks of the County Manager range from the management of special projects to the daily functions of the County's nearly 3,000 employees.

The Board of County Commissioners also appoints:

- County Counselor
- County Appraiser
- Director of Public Works

The Kansas Secretary of State is responsible for appointing an Election Commissioner for Sedgwick County.

In addition to the county government, Sedgwick County contains 26 townships, 20 cities, 20 unified school districts, 1 fire district, 8 cemetery districts, 6 drainage districts, 16 improvement districts, 6 watershed districts, 1 hospital district, 2 library districts, and 1 groundwater district.

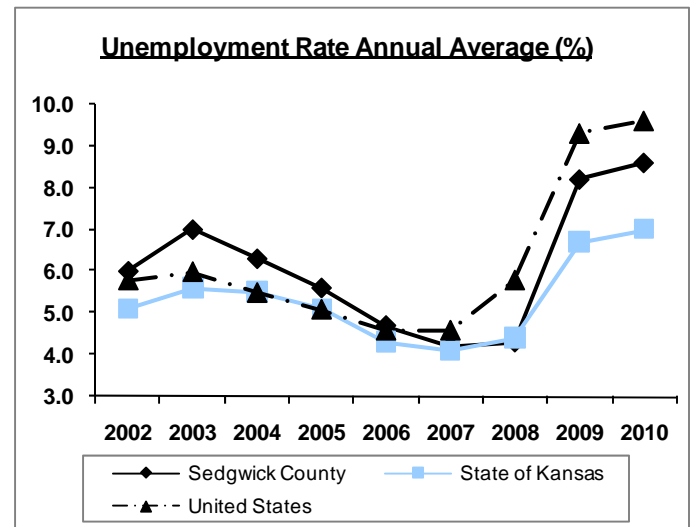
County Services

Sedgwick County prides itself on being a full service government for all of its citizens. Community residents are familiar with the concept that Sedgwick County provides services from A – Z: everything from Animal Control to the Sedgwick County Zoo. In addition to the aforementioned services provided by the elected and appointed officials, Sedgwick County provides services pertaining to: community development, culture and recreation, finance, health, human services, information and operations, and public safety.

ECONOMIC OUTLOOK

Employment

The United States Department of Labor reported that the average 2010 Civilian Labor Force for the Wichita, KS MSA was 314,439 residents, a decrease of 1.9 percent from 2009. Of those who are eligible for employment, approximately 91.4 percent (287,399) of individuals were employed in 2010. Sedgwick County's unemployment rate for 2010 was 8.6 percent, lower than the U.S. unemployment rate of 9.6 percent.

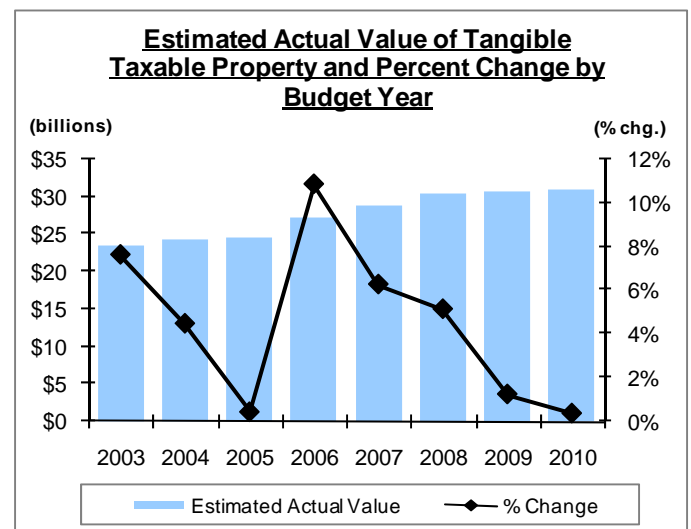


Source: U.S. Department of Labor

Sedgwick County's unemployment rate has varied since 2002, but was consistently around 4.0 percent in 2006, 2007 and 2008. The 2009 increase to 8.2 percent rose slightly to 8.6 percent in 2010.

Property Values/Tax Payers

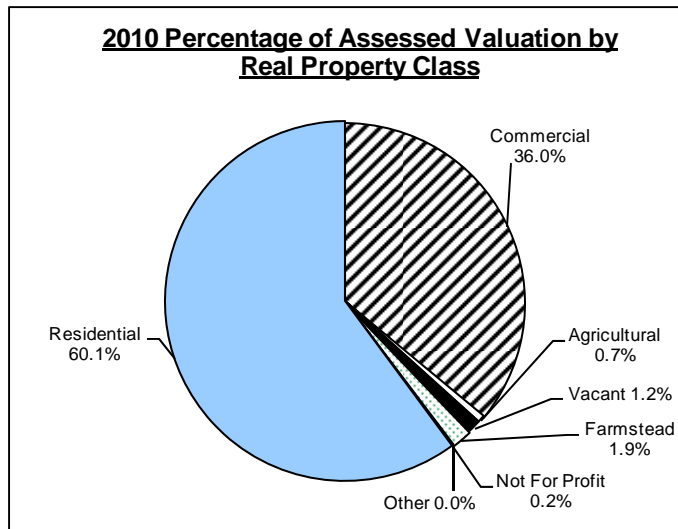
One sign of the economic strength of Sedgwick County is the continued growth in property values. From 2003 to 2010, the estimated actual value of taxable tangible property increased annually by 4.6 percent, from \$23.3 billion to \$30.9 billion. The increased property value is beneficial for property owners, and for governments who collect taxes based on these values. Little, if any, property value growth is expected in 2011 due to the economic conditions.



Source: Sedgwick County Clerk, 2011



In Sedgwick County, residential property accounts for the largest percentage (60.1 percent) of the total assessed value of real property. The second largest is commercial property, comprising 36.0 percent of the County's total assessed value of real property. The large percentage of residential property shows that individuals and families recognize the County is a growing community where they can purchase a home and establish roots, while the large portion of commercial property shows that the County's business environment is also favorable.



Source: Sedgwick County Appraiser, 2010

Another economic indicator is the total assessed value of the top five taxpayers compared to the total assessed valuation of the County. A concentrated property tax base can be detrimental to a community in times of economic downturn, especially if a jurisdiction's top taxpayers are in the same industry. Sedgwick County's top five taxpayers comprised 7.9 percent of the County's total assessed value in 2010.

2010 Top Five Taxpayers		
Name	Assessed Value	Percent of Total County Taxable Assessed Value
Spirit Aerosystems, Inc.	\$ 99,598,885	2.61%
Kansas Gas & Electric	76,694,195	2.01%
The Boeing Company	54,371,449	1.43%
Cessna Aircraft	35,804,829	0.94%
Hawker Beechcraft Corp	33,004,976	0.87%
Total	\$299,474,334	7.86%

Source: Sedgwick County Clerk, 2011

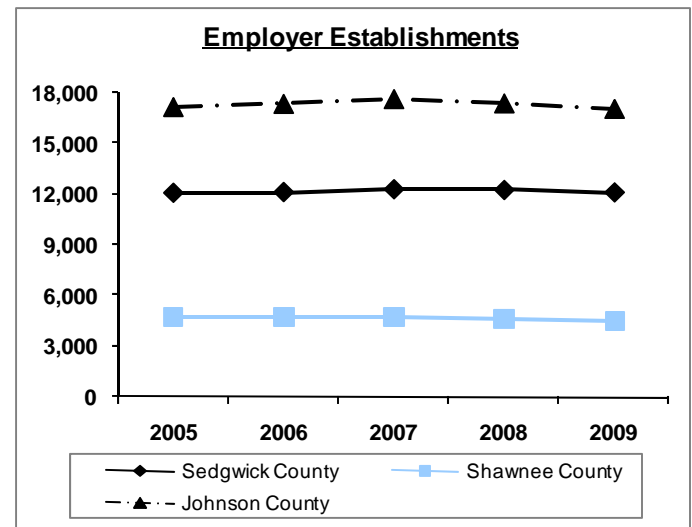
Retail Trade

The Wichita Metropolitan Statistical Area (MSA) has numerous retail centers, including New Market Square,

the Waterfront, and Bradley Fair, which encourage industry growth, but the economic decline has led to a decrease in the retail trade. In the Wichita MSA, retail trade employment declined 1.6 percent in 2010.⁶

Industry

Sedgwick County is home to nearly 15,000 business establishments.⁷ Between 2005 and 2009, employer establishments in the County increased annually by 0.1 percent, which is higher than the annual growth rates in Shawnee County (-1.2 percent) and Johnson County, Kansas (-0.2 percent). Also, the growth rate of the State of Kansas employer establishments is -0.49 percent.⁸ Overall, while there is only slight growth in Sedgwick County's business establishments, comparable Kansas counties are experiencing a decline.



Source: U.S. Census Bureau

A number of Sedgwick County's business establishments are in the manufacturing industry. In fact, the largest employers in Sedgwick County are aerospace manufacturers. According to a Milken Institute Study, Wichita has the highest concentration of aerospace manufacturing employment and skills in the nation.⁹ Wichita is also known as the "Air Capital of the World," and is home to four large aircraft manufacturing plants, each of which heavily impacts the overall economy of Sedgwick County.

⁶ Center for Economic Development and Business Research at Wichita State University 2009 Review and 2010 Forecast

⁷ Wichita Chamber of Commerce Website

⁸ U.S. Census Bureau

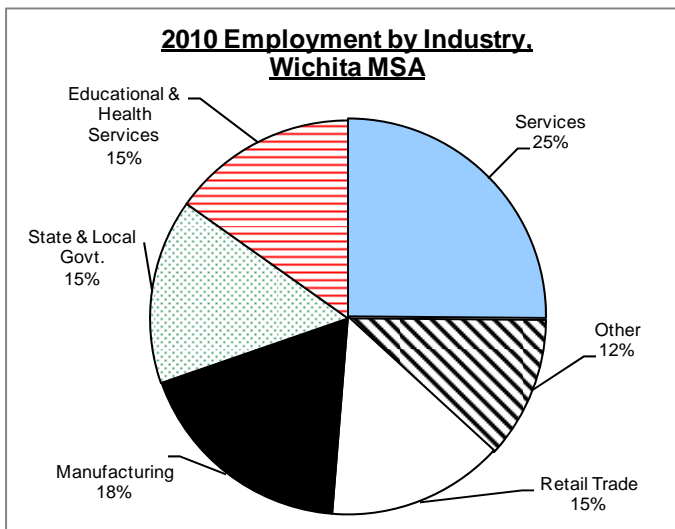
⁹ Greater Wichita Economic Development Coalition



Greater Wichita's 10 Largest Employers		
Company	Product/Service	Local FT Employees
Spirit AeroSystems	Aircraft Assemblies	10,400
Cessna Aircraft	Aircraft	6,170
Hawker Beechcraft	Aircraft	6,000
Unified School District 259 - Public Primary Education Wichita		5,543
Via Christi Health	Health Care	5,134
State of Kansas	State Government	3,919
City of Wichita	Municipal Government	3,000
Sedgwick County	County Government	2,929
United States Government	Federal Government	2,881
Boeing Defense, Space & Security	Aircraft Modification	2,500
Total		48,476

Source: Greater Wichita Economic Development Coalition, 2011

In addition to the manufacturing industry, Sedgwick County is engaged in a variety of additional industry sectors including retail trade, education and health services, arts, entertainment, and the food service industry. Comprising 25.1 percent of all jobs, the largest industry in the County is the services industry.



Source: CEDBR at Wichita State University, 2010

Educational & Health Services

A rapidly growing industry across the entire nation, education and health services also continue to grow in Sedgwick County. In the Wichita MSA, the Educational and Health Services employment increased 1.3 percent in 2010.¹⁰ Wichita is currently home to several specialty

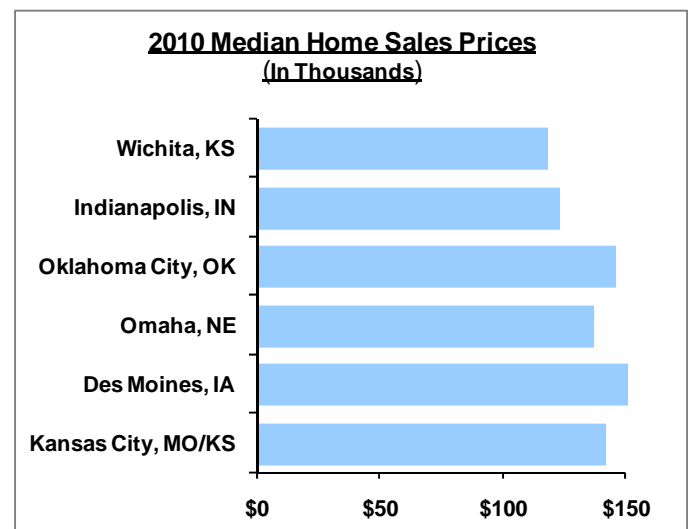
¹⁰ Center for Economic Development and Business Research at Wichita State University 2010 Review

hospitals which provide specific care as well as numerous doctors' offices and medical complexes. The Center for Economic Development and Business Research notes many changes in the Educational and Health Care Services industry in its 4th *Quarter 2010 Wichita Industry and News Developments*, some of which are listed below:

- Wesley Medical Center was accepted into the National Association of Children's Hospitals and Related Institutions, making it the only member of that organization in Kansas. This membership will allow Wesley access to many resources and knowledge bases to support its services to children in the community.
- FlightSafety International and Hawker Beechcraft teamed up to build the 44,000-square-foot FlightSafety International Hawker Beechcraft Maintenance Learning Center on north Greenwich Road.
- The University of Kansas School of Medicine will expand its Wichita and Salina schools from two-year to four-year programs.

Cost of Living/Housing

The current overall cost of living in Wichita is below the national average at 90.8. Compared to Plains cities of Oklahoma City, OK (89.8), Omaha, NE (88.8), Dallas, TX (91.0) and Kansas City, MO-KS (96.3), the overall cost of living for Wichita residents is average.¹¹



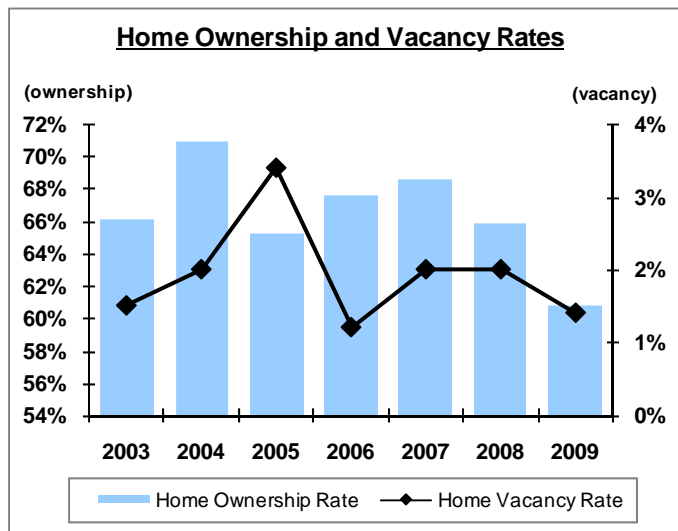
Source: National Association of Realtors, 2010

¹¹ Greater Wichita Economic Development Coalition Website



As of 2010, the median home sales price in Wichita was \$118,700 for an existing home, approximately \$54,600 less than the national average.¹² New housing units are also very competitively priced at an average of \$206,800, 3.0 percent below the corresponding national figure.¹³

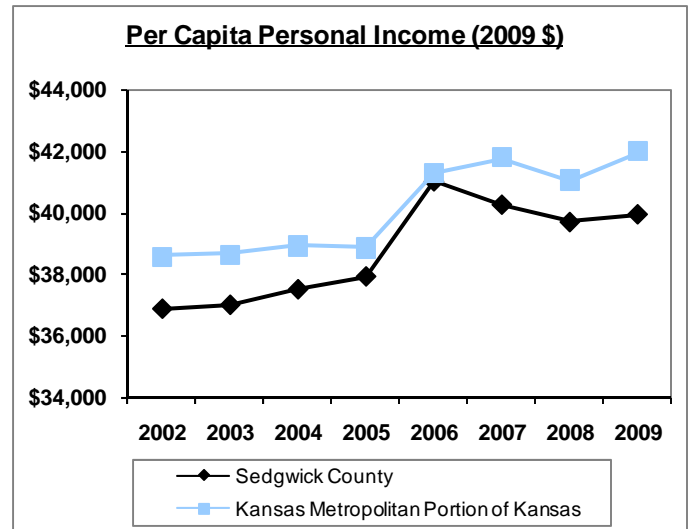
The home ownership rate in Sedgwick County for 2009 was 60.7 percent, down from 65.8 percent in 2008. While home ownership rates have declined, home vacancy rates have been mixed. In 2003, vacancy rates in Sedgwick County were 1.5 percent, but increased to 3.4 percent in 2005. In 2009, vacancy rates decreased back to 1.4 percent. These statistics show the number of households owning homes in Sedgwick County fell in 2009, but vacancy rates remained at a minimal level.



Source: American Community Survey, 2003-2009

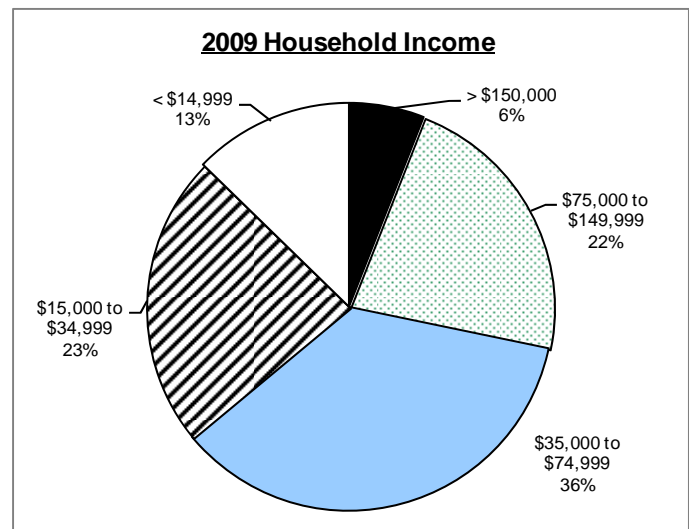
Income

As of 2009, the per capita personal income for Sedgwick County was \$39,312, slightly lower than the Kansas Metropolitan Portion of Kansas per capita personal income of \$41,292. Between 2002 and 2009, Sedgwick County per capita personal income increased annually by 2.4 percent, or 0.8 percent when adjusted for inflation.



Source: U.S. Dept. of Commerce, Bureau of Economic Analysis

In 2009, the largest majority of households in Sedgwick County earned somewhere between \$35,000 and \$74,999 while the smallest concentration of residents earned \$150,000 or more. Approximately 12.7 percent of households earned less than \$14,999.



Source: American Community Survey, 2009

A final economic indicator for Sedgwick County is the percentage of families whose income had been below the poverty level in the past 12 months. According to the U.S. Census Bureau, 2009 American Community Survey, between 2004 and 2005 Sedgwick County's percentage of poverty families increased from 7.9 percent to 10.6 percent, while declining from 10.9 percent to 9.5 percent between 2006 and 2007. In 2008, this number increased to 10.0 percent for Sedgwick County. In 2009, Sedgwick County's percentage of families in poverty status is lower than the United States by 0.2 percent and higher than the State of Kansas levels by 1.3 percent.

¹² National Association of Realtors, 2010

¹³ Greater Wichita Economic Development Coalition Website



