

## Sedgwick County Department of Public Services September 2018 Division Highlights Report

### Sedgwick County Division on Aging

Options Counseling	JAN	FEB	MAR	APR	MAY	JUN	JUL	AUG	SEP	OCT	NOV	DEC	TOTAL	AVG
2016	349	339	375	354	506	384	317	395	297	343	319	381	4,359	363
2017	439	403	465	375	421	403	309	368	303	281	281	241	4,289	357
2018	347	347	367	541	396	344	361	361	252				3,316	368
Information & Referral Assistance (I&RA)	JAN	FEB	MAR	APR	MAY	JUN	JUL	AUG	SEP	OCT	NOV	DEC	TOTAL	AVG
2016	3,298	3,182	3,177	3,595	3,595	3,761	3,483	4,935	4,210	3,063	1,977	2,964	41,240	3,437
2017	3,702	3,160	3,678	3,141	3,555	4,118	3,618	4,037	3,481	4,114	4,114	2,737	43,455	3,621
2018	3,314	2,161	3,117	2,021	3,134	3,258	3,035	3,299	2,794				26,133	2,904
Medicaid Waiver Assessment	JAN	FEB	MAR	APR	MAY	JUN	JUL	AUG	SEP	OCT	NOV	DEC	TOTAL	AVG
2016	433	464	461	481	443	488	519	577	520	503	422	504	5,815	485
2017	531	483	628	548	548	565	443	569	552	494	543	613	6,517	543
2018	633	601	608	619	589	511	581	563	453				5,158	573
Home Delivered Meals, Mill Levy	JAN	FEB	MAR	APR	MAY	JUN	JUL	AUG	SEP	OCT	NOV	DEC	TOTAL	AVG
2016	3,348	3,208	3,411	3,082	3,273	3,230	3,569	4,128	3,613	3,802	3,765	4,203	42,632	3,553
2017	3,540	3,294	3,865	3,491	4,026	4,125	3,320	4,147	3,467	3,954	4,115	3,850	45,194	3,766
2018	3,948	3,468	3,887	3,800	4,113	3,664	3,819	4,147	3,312				34,158	3,795
Sedgwick County Transportation (SCT)	JAN	FEB	MAR	APR	MAY	JUN	JUL	AUG	SEP	OCT	NOV	DEC	TOTAL	AVG
2016	1,277	1,533	1,486	1,385	1,463	1,531	1,450	1,006	1,600	1,551	1,487	1,323	17,092	1,424
2017	1,434	1,459	1,625	1,547	1,584	1,652	1,540	1,717	2,169	1,617	1,395	1,280	19,019	1,585
2018	1,330	1,217	1,250	1,497	1,486	1,392	1,466	1,382	1,541				12,561	1,396

- The Senior Expo is an annual event organized by Central Plains Area Agency on Aging (CPAAA) to provide valuable information, health screenings and activities to adults 55 and older and caregivers. The most anticipated annual senior event of the year, the 33<sup>rd</sup> Senior Expo was held September 27. The agency partnered with Wichita's museums on the river to provide a unique location for the event at Botanica and the Wichita Art Museum. A new venue location was added, the Advanced Learning Library was a huge success. The event was considered a success with a ten percent increase in number of vendors and over 3,400 in attendance. Several new vendors representing construction, realty, healthcare, cell companies, retail, and health screenings offered attendees interactive activities and a variety of exhibitors to enjoy.



### COMCARE of Sedgwick County

Crisis Observation Unit	JAN	FEB	MAR	APR	MAY	JUN	JUL	AUG	SEP	OCT	NOV	DEC	TOTAL	AVG
2015	1	30	89	101	112	123	121	122	88	91	84	95	1057	88
2016	100	91	99	85	93	102	104	80	94	87	86	75	1096	91
2017	83	65	90	82	82	86	96	98	80	83	68	63	976	81
2018	78	70	70	81	77	63	76	89	84				688	76
Children's Crisis Unit	JAN	FEB	MAR	APR	MAY	JUN	JUL	AUG	SEP	OCT	NOV	DEC	TOTAL	AVG
2015	5	13	5	9	12	8	7	6	3	6	9	8	91	8
2016	8	9	12	8	5	10	2	3	1	0	0	0	58	5
2017	0	0	7	6	5	3	1	4	6	5	6	4	47	4
2018	7	3	6	8	2	2	0	4	3				35	4
Sobering Unit	JAN	FEB	MAR	APR	MAY	JUN	JUL	AUG	SEP	OCT	NOV	DEC	TOTAL	AVG
2015	N/A	10	56	25	30	43	22	45	22	22	35	28	338	31
2016	27	26	37	28	30	39	20	32	32	36	40	32	379	32
2017	51	40	64	36	30	45	42	42	29	38	25	26	468	39
2018	33	28	32	25	27	37	32	26	34				274	30
Detox Unit	JAN	FEB	MAR	APR	MAY	JUN	JUL	AUG	SEP	OCT	NOV	DEC	TOTAL	AVG
2015	N/A	N/A	N/A	N/A	20	49	43	54	64	58	54	69	411	51
2016	61	65	57	68	61	57	49	45	65	79	86	69	762	64
2017	84	79	92	85	89	99	121	121	113	96	98	94	1171	98
2018	99	95	89	100	102	84	114	110	98				891	99

- COMCARE provided comments at the Sept. 5, 2018 BOCC meeting around Suicide Prevention month activities.
- COMCARE and the Sedgwick County Care and Treatment Court initiated the Assisted Outpatient Treatment process with its inaugural hearing. This is another step that brings us closer to the Bexar County Model of Crisis Intervention Services.
- A couple of our Directors represented COMCARE at the Youth Suicide Prevention Task Force Meeting. These meetings are occurring around the state at the request of the Kansas Attorney General to aid in identifying ways to reduce the number of completed suicides by youth in our state.
- Steve McIntosh on KNSS hosted our Crisis Director for a 30 minute interview regarding Suicide Prevention.
- COMCARE completed a two week wrongful death trial with a no fault ruling.
- COMCARE's Executive Team attending our Association Conference in Manhattan and a highlight was a session on brain development, trauma and resiliency. There were a lot of take-aways from the conference that we will be exploring for implementation at COMCARE.



### Sedgwick County Developmental Disability Organization

Total Individuals Eligible	JAN	FEB	MAR	APR	MAY	JUN	JULY	AUG	SEPT	OCT	NOV	DEC	AVG
2018	2525	2514	2517	2520	2523	2529	2543	2543	2544				2529
2017	2566	2565	2559	2542	2543	2544	2547	2553	2556	2556	2516	2520	2547
2016	2561	2567	2564	2548	2556	2565	2570	2583	2594	2602	2603	2592	2575
Individuals Waiting for Services	JAN	FEB	MAR	APR	MAY	JUN	JULY	AUG	SEPT	OCT	NOV	DEC	AVG
2018	949	916	919	924	918	866	904	928	930				917
2017	984	980	970	932	934	902	906	978	981	958	937	942	950
2016	1011	1010	1006	987	968	954	953	1014	1015	1000	996	994	992
Options Counseling Transactions	JAN	FEB	MAR	APR	MAY	JUN	JULY	AUG	SEPT	OCT	NOV	DEC	AVG
2018	106	70	65	70	60	99	94	53	56				75
2017	48	36	72	53	70	80	48	77	62	107	95	101	71
2016	63	65	85	49	64	72	58	93	70	56	50	69	66
Intakes Completed	JAN	FEB	MAR	APR	MAY	JUN	JULY	AUG	SEPT	OCT	NOV	DEC	AVG
2018	16	9	10	9	7	8	11	17	8				11
2017	6	6	11	7	12	7	13	13	11	13	11	13	10
2016	5	8	10	7	9	11	9	12	3	4	7	5	8
Functional Assessments Completed	JAN	FEB	MAR	APR	MAY	JUN	JULY	AUG	SEPT	OCT	NOV	DEC	AVG
2018	163	135	154	148	168	149	150	163	163				155
2017	220	150	193	223	174	186	207	207	216	226	179	198	198
2016	155	154	128	127	139	149	157	217	121	348	187	187	172

- During the month of September, Sedgwick County Developmental Disability Organization (SCDDO) Quality Assurance Staff completed 11 day and 15 residential program visits.
- September 5<sup>th</sup> the Sedgwick County Commission adopted a proclamation declaring Sept. 2<sup>nd</sup> through the 8<sup>th</sup> “National Direct Support Professionals Recognition Week.” Direct support professionals, the dedicated and compassionate staff that care for individuals with intellectual/developmental disabilities, are rarely acknowledged for all their hard work. The proclamation was one small way to show thanks for all they do. The proclamation was accepted by Garrett Funston, a participant in Starkey’s Gateway program, along with Colin McKenney and Kary Wade from Starkey.
- This year during our United Way campaign, SCDDO participated in several activities to raise money. The activities included Pie in the Face, Goodies and Gifts, and a parking spot auction. Each activity was designed for staff to have some fun and provide donations to the United Way. In total, we raised \$202 that was provided to United Way.



- A total of five SCDDO management team members attended the 2018 “Know Your Worth Conference” at the Kansas Leadership Center. The conference was designed to provide a focal point for women of diverse backgrounds and career paths to network and learn from each other.
- The Sedgwick County Business Leadership Network (BLN) participated in the Wichita Regional Chamber of Commerce’s Exposure event. Exposure is the area’s premiere business-to-business trade show and networking event. Over 220 Wichita businesses from all industries participated.
- KETCH hosted a NADD training on mental health approaches to intellectual/developmental disabilities Sept. 26<sup>th</sup>. The September training is part one of a two-day training, the second part will be offered in October. Interest in the training has been strong and future training dates are being scheduled.

### **Sedgwick County Division of Health**

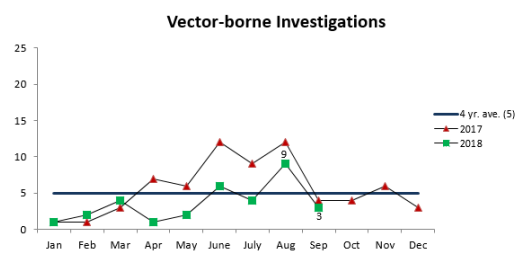
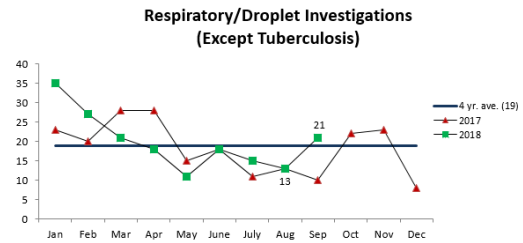
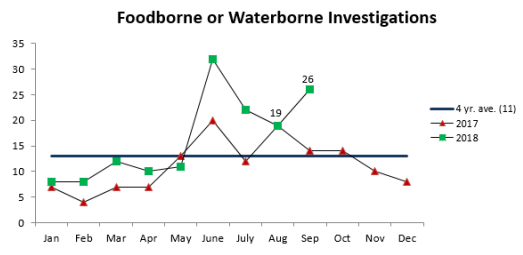
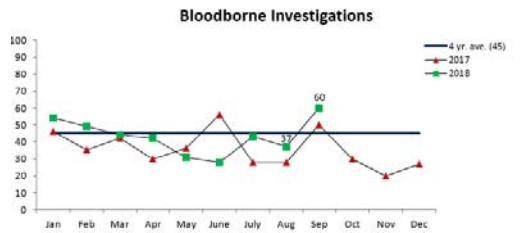
- **Community Health Advocates (CHAs):** Community Health Advocates (CHAs): The CHAs Program Coordinator, one volunteer and two SCDOH staff shared health care information and materials with county residents to assist on how to connect with an affordable medical home. Volunteers presented to 167 recipients in venues, which included but were not limited to an APRN Outreach booth, PRIDE Event Outreach, Sedgwick County Management Intern Tour of the SCDOH, the SCDOH NEO, the Iasis Christian Center, and USD 259 Panther Parent Night. Of the 167 recipients reached, one respondent requested additional information about the CHAs program and was recruited and trained. Two were called to follow-up on their inquiries. The CHAs have presented to 1,592 individuals since January 2018.
- **Epidemiology:**
  - On September 21 and 22<sup>nd</sup>, an Epidemiology staff member attended the Kansas Rabies Workshop in Manhattan, Kansas. The Workshop provided education about rabies in Kansas and rabies prevention. Participants toured the Kansas State Rabies Laboratory and learned how animals are tested for rabies.
  - On September 27<sup>th</sup>, two Epidemiology staff members presented information about disease surveillance in Sedgwick County to 40 WSU students. The presentation was part of the Introduction to Public Health class at WSU and covered reportable diseases, mosquito surveillance, influenza (flu) surveillance, and syndromic surveillance.
  - On September 27<sup>th</sup>, an Epidemiology staff member participated in the first Speed Networking Event for Public Health at WSU. The event allowed 42 WSU students to meet with 6 public health professionals. The Epidemiologist provided information about their education and career, as well as advice for the students about how to achieve their public health goals.
- **Women, Infants and Children (WIC):** Sedgwick County WIC has an enrolled caseload of 2,869 women, 2,870 infants, and 6,944 children under age five: a total of 12,683.



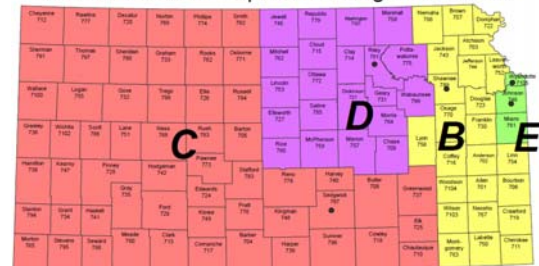
**Sedgwick County Division of Health**  
**Selected Kansas Notifiable Conditions**  
**Number of New Investigations by Date Investigation Started <sup>a</sup>**

	2018 Sept.	2017 Sept.	2018 YTD	2017 YTD	4 Year Average Per Month
<b>Bloodborne Transmission</b>					
Hepatitis B, chronic	18	9	140	105	15
Hepatitis B, follow newborn of positive mom	1	1	18	21	2
Hepatitis C, chronic	41	40	131	222	28
<b>Foodborne and Waterborne Transmission</b>					
Campylobacteriosis	16	10	74	58	7
Shiga toxin-producing <i>Escherichia coli</i> <sup>b</sup>	2	1	23	10	2
Salmonellosis <sup>b</sup>	8	3	51	35	4
<b>Other Reportable Conditions</b>					
Elevated Blood Lead <sup>c</sup>	10	19	115	154	Not available <sup>c</sup>
<b>Respiratory/Droplet Transmission</b>					
Pertussis	6	3	55	46	7
<i>Streptococcus pneumoniae</i> , invasive disease	4	2	57	67	5
Tuberculosis – new active, suspect, and TB disease	44	32	198	236	23 <sup>c</sup>
Varicella (chickenpox)	11	5	62	53	7
<b>Sexual Transmission<sup>d</sup></b>					
Syphilis <sup>f</sup>	38	81 <sup>g</sup>	437	1019	86 <sup>c</sup>
HIV/AIDS <sup>f</sup>	6	26 <sup>g</sup>	194	233 <sup>g</sup>	26 <sup>c</sup>
<b>Vector-Borne Transmission</b>					
Lyme disease	1	1	11	22	2
Spotted fever rickettsiosis	1	3	19	33	2
West Nile virus, non-neuroinvasive	1	0	2	0	1

**Monthly Trends of the Selected Investigations Shown on the Table**



**Disease Intervention Specialist Assignment Areas**



Sedgwick County Disease Intervention Specialists Investigate Sexually Transmitted Infections in the 57 Counties Shown in Red (C)

<sup>a</sup> The most commonly reported notifiable conditions are listed in this table which shows the investigations performed by Sedgwick County staff (an indicator of workload and potential outbreaks). The numbers include suspect, probable and confirmed cases; people with positive screening tests; and contacts of cases.  
<sup>b</sup> Beginning January 2016, reports of salmonellosis or Shiga toxin-producing *E. coli* infection are investigated by KDHE and are shown on the table.  
<sup>c</sup> Beginning April 1, 2016, all elevated blood lead reports of  $\geq 5$   $\mu\text{g}/\text{dL}$  are investigated by SCDOH staff. From January 1, 2014 through March 31, 2016 elevated blood lead reports of  $\geq 10$   $\mu\text{g}/\text{dL}$  were investigated.  
<sup>d</sup> In cooperation with the Kansas Department of Health and Environment, Sedgwick County staff performs investigations of syphilis and HIV/AIDS in 57 Kansas counties. These data are shown in the table. Beginning January 2016, chlamydia and gonorrhea reports are investigated by KDHE ([http://www.kdheks.gov/sti\\_hiv/sti\\_reports.htm](http://www.kdheks.gov/sti_hiv/sti_reports.htm)).  
<sup>e</sup> Two year average per month.  
<sup>f</sup> Both 2016 and 2017 investigations are calculated using a new methodology (by date report created in case management system).  
<sup>g</sup> 2016 reflects Sedgwick County staff shortages and training of new investigators.



Sedgwick County...  
working for you

## Selected Activities Workload Report

SEDGWICK COUNTY  
DIVISION OF HEALTH

September 2018

Published:

Page 1 of 2

Activity	Program	Sept 2018	Sept 2017	YTD 2018	YTD 2017	Reason for Variance
Clinical Encounters <sup>1.</sup>	Children's Dental Clinic – on-site services	72	97	693	707	Dentist cancelled in September.
	Children's Dental Clinic – off-site screenings <sup>2.</sup>	3,343	NA	8,426	6,472	Hunter Health has asked CDC to assist with school screenings
	Early Detection Works <sup>3.</sup>	7	38	158	309	Appointment schedule was cut back due to 3 staff vacancies in September. Changes in program screening criteria account for the YTD decrease.
	Family Planning	310	433	4,088	3,978	Appointment schedule was cut back due to 3 staff vacancies in September.
	Healthy Babies	566	489	4,921	3,911	We have boosted referrals from other agencies this month and in 2018.
	Immunizations & Health Screenings	959	888	8,711	7,598	MTD within 10% variance. YTD shows increase demand for vaccines. The Hep B adult, HPV and meningococcal vaccines all show increased demand for no obvious reason.
	Maternal Child Health Care Coordination (MCHCC)	47	61	588	686	MCHCC numbers are affected by FP and STD numbers
	Sexually Transmitted Infections Clinic	201	185	1,919	1,956	
	Tuberculosis Control	193	256	1,617	2,377	Decrease due to shortened treatment protocol and state-wide decrease in TB cases.
	Women, Infants, & Children (WIC) <sup>4.</sup>	4,226	4,040	31,067	33,865	*Based on Aug. 2018 WIC data. Caseload down overall.
Unduplicated Clients <sup>5.</sup>	Children's Dental Clinic	68	82	293	306	Dentist cancelled
	Early Detection Works <sup>3.</sup>	7	38	146	299	
	Family Planning	301	410	2,555	2,331	
	Healthy Babies Program – Primary Parent	410	387	618	738	Client retention has reduced the number of new clients.
	Immunizations & Health Screenings	836	786	6,505	5,697	
	Maternal Child Health Care Coordination (MCHCC)	47	61	588	686	
	Sexually Transmitted Infections Clinic	181	175	1,488	1,554	
	Tuberculosis Control	118	99	293	320	

<sup>1.</sup> Clinical Encounters are documented face-to-face or over-the-phone contact between a SCDOH client and a SCDOH healthcare provider/practitioner for the purpose of providing healthcare service or assessing client health status.

<sup>2.</sup> Off-site dental screenings are performed at Sedgwick County schools, health fairs and the Sedgwick County Juvenile Detention facility.

<sup>3.</sup> Early Detection Works is a program that provides breast & cervical cancer screening for women who qualify.

<sup>4.</sup> WIC numbers reflect the month prior to report month.

<sup>5.</sup> Unduplicated clients are the number of clients served. Each client is counted once during the reporting timeframe.



Sedgwick County...  
working for you

## Selected Activities Workload Report - continued

SEDGWICK COUNTY  
DIVISION OF HEALTH

September 2018

Published:

Page 2 of 2

Activity	Program	Sept 2018	Sept 2017	YTD 2018	YTD 2017	Reason for Variance
Laboratory Tests <sup>6</sup>	Tests sent out and performed in-house on SCDOH clients	1,190	1,417	13,465	13,988	DOH clinic encounters are down due to staff vacancies resulting in fewer testing opportunities in the lab, reflected in the month-to-month variance.
	Tests performed as contracted reference laboratory for clinics other than SCDOH	332	290	2,967	2,341	This increase continues to reflect the increased testing activity of the community health clinics (CHCs) during the past year. Reasons for increased testing by the CHCs are unknown.
New Investigations <sup>7</sup>	Animal Control – All	169	137	2,755	1,677	Increase/decrease in nuisance patrols and animal transports, (seasonal).
	Animal Control – Animal bite	2	1	33	44	
	Epidemiology	121	107	914	1,056	Investigation numbers fluctuate from month to month.
	Sexually Transmitted Infection (STI) Control	44	110	665	1,270	Personnel changes and cluster protocol limitations initiated by KDHE decrease overall numbers of reportable investigations.
	Tuberculosis (TB) Control	35	24	118	145	
Client Contacts <sup>8</sup>	Epidemiology	487	537	3,849	5,690	The increase in 2017 was due to a measles investigation in July with associated contact investigations and coordination with health partners.
	Sexually Transmitted Infection Control <sup>9</sup>	40	51	461	687	Personnel changes limited the availability of DIS to see clients in the clinic but did not impact the total numbers of clients seen by other clinic programs.
	Women, Infants, & Children (WIC) <sup>10</sup>	3,957	4,654	37,867	36,851	*Based on Aug. 2018 WIC data. Caseload down overall.
Outreach Events <sup>11</sup>	Animal Control	2	2	8	6	Presentations are provided at request or invitation by community organizations, schools or community fairs.
	Children's Dental Clinic	0	1	8	1	Café' Con Leche was not scheduled for September this year. YTD variance explained in the previous month.
	Community Health Advocates	6	2	18	28	More community events and health fairs in September in 2018 than 2017. Decrease in 2018 YTD numbers is the result of fewer CHAs volunteering and a decrease in traditional opportunities for outreach.
	Healthy Babies	1	2	17	6	We have made outreach events a priority for 2018.
Outreach Contacts <sup>12</sup>	Community Health Advocates	172	55	1,592	3,539	See Outreach events note.
	Healthy Babies	85	31	239	198	We held our Fall Dish and Dine event, there were 47 attendees. We also attended several area high schools to discuss about Healthy Babies.

<sup>6</sup> Number of laboratory tests performed by SCDOH laboratory, sent out to reference laboratories, and performed by SCDOH programs.

<sup>7</sup> Number of field service calls (Animal Control) and total investigations of notifiable diseases (Epidemiology, STI Control and TB Control).

<sup>8</sup> Client contacts are the number of phone calls, faxes, emails and in-person consultation to clients or health partners regarding health education or disease investigation and control about clients. Client contacts are provided by SCDOH staff that are not healthcare providers/practitioners or are not for the purpose of providing a healthcare service or assessing clinical health status.

<sup>9</sup> In-clinic consultation counts only.

<sup>10</sup> WIC numbers reflect the month prior to report month.

<sup>11</sup> Outreach events are presentations to health partners/community groups and booths at community fairs/other events for the purpose of educating about health-related topics.

<sup>12</sup> Outreach contacts are the number of people who attended outreach events that are presentations, trainings, or other events where attendance is accurately calculated.