

DPS Monthly Highlights

Sedgwick County Division of Public Services April 2019 Departmental Highlights Report

Department on Aging

| Options Counseling | JAN | FEB | MAR | APR | MAY | JUN | JUL | AUG | SEP | OCT | NOV | DEC | TOTAL | AVG |
|---------------------------------|-------|-------|-------|-------|-------|-------|-------|-------|-------|-------|-------|-------|--------|-------|
| 2016 | 349 | 339 | 375 | 354 | 506 | 384 | 317 | 395 | 297 | 343 | 319 | 381 | 4,359 | 363 |
| 2017 | 439 | 403 | 465 | 375 | 421 | 403 | 309 | 368 | 303 | 281 | 281 | 241 | 4,289 | 357 |
| 2018 | 347 | 347 | 367 | 541 | 396 | 344 | 361 | 361 | 252 | 432 | 333 | 342 | 4,423 | 369 |
| 2019 | 404 | 352 | 368 | 396 | | | | | | | | | 1,520 | 380 |
| Referral Assistance (I&RA) | JAN | FEB | MAR | APR | MAY | JUN | JUL | AUG | SEP | OCT | NOV | DEC | TOTAL | AVG |
| 2016 | 3,298 | 3,182 | 3,177 | 3,595 | 3,595 | 3,761 | 3,483 | 4,935 | 4,210 | 3,063 | 1,977 | 2,964 | 41,240 | 3,437 |
| 2017 | 3,702 | 3,160 | 3,678 | 3,141 | 3,555 | 4,118 | 3,618 | 4,037 | 3,481 | 4,114 | 4,114 | 2,737 | 43,455 | 3,621 |
| 2018 | 3,314 | 2,161 | 3,117 | 2,021 | 3,134 | 3,258 | 3,035 | 3,299 | 2,794 | 3,793 | 3,054 | 2,433 | 35,413 | 2,951 |
| 2019 | 2,984 | 2,668 | 2,767 | 2,718 | | | | | | | | | 11,137 | 2,784 |
| Said Waiver Assessment | JAN | FEB | MAR | APR | MAY | JUN | JUL | AUG | SEP | OCT | NOV | DEC | TOTAL | AVG |
| 2016 | 433 | 464 | 461 | 481 | 443 | 488 | 519 | 577 | 520 | 503 | 422 | 504 | 5,815 | 485 |
| 2017 | 531 | 483 | 628 | 548 | 548 | 565 | 443 | 569 | 552 | 494 | 543 | 613 | 6,517 | 543 |
| 2018 | 633 | 601 | 608 | 619 | 589 | 511 | 581 | 563 | 453 | 622 | 457 | 493 | 6,730 | 561 |
| 2019 | 581 | 495 | 561 | 566 | | | | | | | | | 2,203 | 551 |
| Home Delivered Meals, Mill Levy | JAN | FEB | MAR | APR | MAY | JUN | JUL | AUG | SEP | OCT | NOV | DEC | TOTAL | AVG |
| 2016 | 3,348 | 3,208 | 3,411 | 3,082 | 3,273 | 3,230 | 3,569 | 4,128 | 3,613 | 3,802 | 3,765 | 4,203 | 42,632 | 3,553 |
| 2017 | 3,540 | 3,294 | 3,865 | 3,491 | 4,026 | 4,125 | 3,320 | 4,147 | 3,467 | 3,954 | 4,115 | 3,850 | 45,194 | 3,766 |
| 2018 | 3,948 | 3,468 | 3,887 | 3,800 | 4,113 | 3,664 | 3,819 | 4,147 | 3,312 | 3,962 | 3,371 | 3,516 | 45,007 | 3,751 |
| 2019 | 3,590 | 3,444 | 3,596 | 3,563 | | | | | | | | | 14,193 | 3,548 |
| Transportation (SCT) | JAN | FEB | MAR | APR | MAY | JUN | JUL | AUG | SEP | OCT | NOV | DEC | TOTAL | AVG |
| 2016 | 1,277 | 1,533 | 1,486 | 1,385 | 1,463 | 1,531 | 1,450 | 1,006 | 1,600 | 1,551 | 1,487 | 1,323 | 17,092 | 1,424 |
| 2017 | 1,434 | 1,459 | 1,625 | 1,547 | 1,584 | 1,652 | 1,540 | 1,717 | 2,169 | 1,617 | 1,395 | 1,280 | 19,019 | 1,585 |
| 2018 | 1,330 | 1,217 | 1,250 | 1,497 | 1,486 | 1,392 | 1,466 | 1,382 | 1,541 | 1,434 | 1,338 | 1,097 | 16,430 | 1,369 |
| 2019 | 1,274 | 1,161 | 1,278 | 1,497 | | | | | | | | | 5,210 | 1,303 |

- In April, Central Plains Area Agency on Aging, administered by the Department on Aging, was approved as a Medicare Diabetes Prevention Program (MDPP) supplier to offer the Centers for Disease Control and Prevention's (CDC) diabetes prevention program, *Prevent T2*. This means CAAA may bill Medicare for Medicare beneficiaries attending this lifestyle change program.
- The RSVP Annual Volunteer Recognition Banquet was held April 11th at the Sedgwick County Extension Center. At the event and in conjunction with National Senior Corps events, 156 volunteers were recognized for contributions and service to the community. Chairman David Dennis, Commissioner Michael O'Donnell and Commissioner Lacey Cruse of the Sedgwick County Commission, County Manager Tom Stolz and Deputy County Manager Tim Kaufman attended in support of attendees thanking them for their dedication and service. RSVP volunteers provided more than 71,206 hours of service for 2018 with a value at \$1.7 million of goods and community service by volunteers. Program volunteers demonstrate that older adults are active community members and a valuable asset strengthening our communities.
- The Director attended the American Society on Aging (ASA), Aging in America conference held in New Orleans, LA April 15-18. Information on the latest legislative and federal policy information



Sedgwick County...
working for you

Sedgwick County Division of Public Services

316-660-7674 525 N. Main Suite 343 Wichita KS 67203 www.sedgwickcounty.org

were highlighted. The conference was educational and insightful providing information on more efficient service deliveries, developments in the field of aging and the future service trends.

COMCARE

| Crisis Observation Unit | JAN | FEB | MAR | APR | MAY | JUN | JUL | AUG | SEP | OCT | NOV | DEC | TOTAL | AVG |
|--------------------------------|------------|------------|------------|------------|------------|------------|------------|------------|------------|------------|------------|------------|--------------|------------|
| 2015 | 1 | 30 | 89 | 101 | 112 | 123 | 121 | 122 | 88 | 91 | 84 | 95 | 1057 | 88 |
| 2016 | 100 | 91 | 99 | 85 | 93 | 102 | 104 | 80 | 94 | 87 | 86 | 75 | 1096 | 91 |
| 2017 | 83 | 65 | 90 | 82 | 82 | 86 | 96 | 98 | 80 | 83 | 68 | 63 | 978 | 81 |
| 2018 | 78 | 70 | 70 | 81 | 77 | 63 | 76 | 83 | 84 | 90 | 77 | 75 | 930 | 78 |
| 2019 | 86 | 60 | 81 | 90 | | | | | | | | | 317 | 79 |
| Children's Crisis Unit | JAN | FEB | MAR | APR | MAY | JUN | JUL | AUG | SEP | OCT | NOV | DEC | TOTAL | AVG |
| 2015 | 5 | 13 | 5 | 9 | 12 | 8 | 7 | 6 | 3 | 6 | 9 | 8 | 91 | 8 |
| 2016 | 8 | 9 | 12 | 8 | 5 | 10 | 2 | 3 | 1 | 0 | 0 | 0 | 58 | 5 |
| 2017 | 0 | 0 | 7 | 6 | 5 | 3 | 1 | 4 | 6 | 5 | 6 | 4 | 47 | 4 |
| 2018 | 7 | 3 | 6 | 8 | 2 | 2 | 0 | 4 | 3 | 1 | 2 | 1 | 39 | 3 |
| 2019 | 3 | 2 | 1 | 4 | | | | | | | | | 10 | 3 |
| Sobering Unit | JAN | FEB | MAR | APR | MAY | JUN | JUL | AUG | SEP | OCT | NOV | DEC | TOTAL | AVG |
| 2015 | N/A | 10 | 56 | 25 | 30 | 43 | 22 | 45 | 22 | 22 | 35 | 28 | 338 | 31 |
| 2016 | 27 | 26 | 37 | 28 | 30 | 39 | 20 | 32 | 32 | 36 | 40 | 32 | 379 | 32 |
| 2017 | 51 | 40 | 64 | 36 | 30 | 45 | 42 | 42 | 29 | 38 | 25 | 26 | 468 | 39 |
| 2018 | 33 | 28 | 32 | 25 | 27 | 37 | 32 | 26 | 34 | 22 | 25 | 20 | 341 | 28 |
| 2019 | 28 | 19 | 26 | 27 | | | | | | | | | 100 | 25 |
| Detox Unit | JAN | FEB | MAR | APR | MAY | JUN | JUL | AUG | SEP | OCT | NOV | DEC | TOTAL | AVG |
| 2015 | N/A | N/A | N/A | N/A | 20 | 49 | 43 | 54 | 64 | 58 | 54 | 69 | 411 | 51 |
| 2016 | 61 | 65 | 57 | 68 | 61 | 57 | 43 | 45 | 65 | 79 | 86 | 69 | 762 | 64 |
| 2017 | 84 | 79 | 92 | 85 | 89 | 99 | 121 | 121 | 113 | 96 | 98 | 94 | 1171 | 98 |
| 2018 | 99 | 95 | 89 | 100 | 102 | 84 | 114 | 110 | 96 | 92 | 92 | 92 | 1167 | 97 |
| 2019 | 76 | 71 | 81 | 105 | | | | | | | | | 333 | 83 |

- May is Mental Health Awareness Month – COMCARE Community Partners has the following events scheduled to celebrate this month for awareness building.
 - They are hosting a viewing of the Kevin Hines Movie *The Ripple Effect* on Tuesday, April 30th at Risen Savior Lutheran Church located at 6770 E. 34th Street. \$5 donation is being asked to support Suicide Prevention Education Efforts.
 - They are planning a Mental Health Yard Sale. Dates are May 2–4, 2019 from 8 a.m. to 5 p.m. each day – location is in the strip mall on the side of the Dillon’s at 21st and Amidon.
 - Children’s Mental Health Day will be honored with an Art Show on Saturday, May 18, 2019, from 1-3 p.m. at Old Cowtown in the Empire House Theater. It is a coordinated effort between COMCARE, COMCARE Community Partners and Wichita Public Schools.
- COMCARE HR and clinical staff have been attending college job fairs to promote open positions and schedule interviews with potential candidates. They will continue this effort for several more weeks with the hope of recruiting new graduates.
- Medical Services Questionnaires were distributed to patients attending medication appointments the week of March 18-22, 2019. 96% of respondents indicated they are satisfied with the medical services they receive at COMCARE and 98% report that their medical provider is responsive to his/her needs.



SCDDO

| Total Individuals Eligible | JAN | FEB | MAR | APR | MAY | JUN | JULY | AUG | SEPT | OCT | NOV | DEC | AVG |
|---|------|------|------|------|------|------|------|------|------|------|------|------|------|
| 2019 | 2534 | 2530 | 2540 | 2549 | | | | | | | | | 2538 |
| 2018 | 2525 | 2514 | 2517 | 2520 | 2523 | 2529 | 2543 | 2543 | 2544 | 2532 | 2533 | 2535 | 2530 |
| 2017 | 2566 | 2565 | 2559 | 2542 | 2543 | 2544 | 2547 | 2553 | 2556 | 2556 | 2516 | 2520 | 2547 |
| Individuals Waiting for Services | JAN | FEB | MAR | APR | MAY | JUN | JULY | AUG | SEPT | OCT | NOV | DEC | AVG |
| 2019 | 935 | 932 | 946 | 955 | | | | | | | | | 942 |
| 2018 | 949 | 916 | 919 | 924 | 918 | 866 | 904 | 928 | 930 | 932 | 937 | 936 | 922 |
| 2017 | 984 | 980 | 970 | 932 | 934 | 902 | 906 | 978 | 981 | 958 | 937 | 942 | 950 |
| Options Counseling Transactions | JAN | FEB | MAR | APR | MAY | JUN | JULY | AUG | SEPT | OCT | NOV | DEC | AVG |
| 2019 | 36 | 83 | 66 | 74 | | | | | | | | | 65 |
| 2018 | 106 | 70 | 65 | 70 | 60 | 99 | 94 | 53 | 56 | 73 | 39 | 39 | 69 |
| 2017 | 48 | 36 | 72 | 53 | 70 | 80 | 48 | 77 | 62 | 107 | 95 | 101 | 71 |
| Intakes Completed | JAN | FEB | MAR | APR | MAY | JUN | JULY | AUG | SEPT | OCT | NOV | DEC | AVG |
| 2019 | 11 | 7 | 11 | 9 | | | | | | | | | 10 |
| 2018 | 16 | 9 | 10 | 9 | 7 | 8 | 11 | 17 | 8 | 10 | 10 | 6 | 10 |
| 2017 | 6 | 6 | 11 | 7 | 12 | 7 | 13 | 13 | 11 | 13 | 11 | 13 | 10 |
| Functional Assessments Completed | JAN | FEB | MAR | APR | MAY | JUN | JULY | AUG | SEPT | OCT | NOV | DEC | AVG |
| 2019 | 164 | 138 | 155 | 148 | | | | | | | | | 151 |
| 2018 | 163 | 135 | 154 | 148 | 168 | 149 | 150 | 163 | 163 | 166 | 165 | 162 | 157 |
| 2017 | 220 | 150 | 193 | 223 | 174 | 186 | 207 | 207 | 216 | 226 | 179 | 198 | 198 |

- During the month of April, Sedgwick County Developmental Disability Organization (SCDDO) Quality Assurance Staff completed 7 day and 11 residential program visits.
- KDADS conducted a peer review of the SCDDO April 10th. Peer reviews are performance reviews conducted by the State of Kansas biennially to ensure CDDO’s are performing all the duties and activities required by regulations. Feedback from KDADS included glowing remarks about the SCDDO quality assurance program which the report indicated should be considered a best practice model. SCDDO also received commendation for its organization of review materials, state aid application packet and timely data entry among others items. The SCDDO did receive two findings that require corrective action. One finding related to the copy of the rights and responsibilities document shared with individuals residing in intermediate care facilities; and the other finding related to the quorum language for the Sedgwick County Community Council. Both issues will be immediately addressed.
- The Sedgwick County Board of Commissioners recognized the graduating class of Project SEARCH interns at their April 17th meeting. Project SEARCH is collaboration between Sedgwick County and Wichita Public Schools designed to provide students with intellectual or developmental disabilities (IDD) real world work experience to prepare them for employment upon graduation. Sedgwick County started the school year with ten interns but three started employment prior to graduation. Video of the graduation ceremony is available on the Sedgwick County Website at: http://sedgwick.granicus.com/player/clip/3840?view_id=34 item M. This year, among all the



Project SEARCH sites located within the Sedgwick County region, students achieved a 40% employment rate prior to graduation.

- Advocates in the Community of South Central Kansas (ACT) hosted a legislative luncheon April 18th. Legislators in attendance heard about the capacity challenges facing the IDD system from several speakers, including Jeannette Livingston the SCDDO Assistant Director. While providers are grateful for the recent rate increases, direct support staff pay remains low and turnover high. The clear message was that any conversations about eliminating the waitlist for services must first address system capacity.
- The April Community Council meeting focused on resources and supports for individuals with IDD as they graduate from high school. Megan Todd with GoodLife spoke about their use of technology to form neighborhood networks to foster independence for individuals with IDD. Tracie Davis with Vocational Rehabilitation discussed the pre-employment transition services offered during and after graduation from high school. Tina Collins and Sara Gilchrist provided information on Friends University's Friendship Fields program for individuals with IDD to experience college. Additionally, information was available on other home and community based services available through the SCDDO affiliate network.
- SCDDO Director & Director of Quality Assurance attended a Rainbows United Mission Advocacy Meeting, along with representatives from InterHab, to discuss conflict free case management and potential changes that could impact the work of Rainbows United and/or community capacity for targeted case management.

Health Department*

- Epidemiology: On April 12, Epidemiology staff participated in a table top exercise on mass vaccination plans in the event of pandemic influenza (flu). Epidemiology worked with Sedgwick County Emergency Management and health departments from six surrounding counties to review plans for points of dispensing (POD) and identify areas for improvement.
- Immunizations: During the month of April, the Immunization Program provided training for all USD 259 School Nurses during the annual School Nurse In-service Training. Nurses were trained on the 2019-2020 updated school required vaccine schedule and School Located Vaccination Clinics (SLVC) processes. A total of 86 nurses representing USD 259 elementary, middle and high schools were in attendance. The Immunization Program also participated in Medical Missions at Home by providing blood lead screening during the event held on April 13th 2019.
- Women, Infants and Children (WIC): WIC enrolled caseload shows 2,661 women, 2,684 infants, and 7,727 children under age five – a total of 12,072.

*Please see attached Sedgwick County Health Department Reports.





*Sedgwick County...
working for you*

Selected Activities Workload Report

**SEDGWICK COUNTY
DIVISION OF HEALTH**

April 2019

Published: 06/04/2019

Page 1 of 2

| Activity | Program | April 2019 | April 2018 | Var% | YTD 2019 | YTD 2018 | Var | Reason for Variance |
|------------------------------------|--|------------|------------|------|----------|----------|-----|---|
| Clinical Encounters ^{1.} | Children's Dental Clinic – on-site services | 139 | 121 | 15 | 416 | 376 | 11 | The CDC has provided more school screenings this school year; identifying more eligible patients for services |
| | Children's Dental Clinic – off-site screenings ^{2.} | 23 | 18 | 28 | 71 | 71 | 0 | JDF/JRF resident numbers will vary depending on the number of children in the facilities at the time of monthly dental screenings. April of 18 and 19 just happen to be the same number. |
| | Early Detection Works ^{3.} | 12 | 25 | -52 | 88 | 94 | -6 | Enrollment number can randomly decrease or increase for no apparent reason. |
| | Family Planning | 480 | 460 | 4 | 1673 | 2030 | -18 | Changes in the way male wellness exams are being counted were a contributing factor to the YTD numbers. |
| | Healthy Babies | 731 | 518 | 41 | 2746 | 2085 | 32 | Healthy Babies see the program participants on a monthly basis. This has allowed our program encounters to increase. |
| | Immunizations & Health Screenings | 781 | 762 | 2 | 3032 | 3518 | -14 | 14% ↓ may be attributed to the severity of the 2017-18 flu season which saw a record number (186) of pediatric deaths. This resulted in a late winter/spring ↑ of 39% in flu encounters between Jan-April 2018 compared to the same time this year. |
| | Maternal Child Health Care Coordination (MCHCC) | 57 | 63 | -10 | 251 | 274 | -8 | Within variances |
| | Sexually Transmitted Infections Clinic | 239 | 226 | 6 | 877 | 858 | 2 | Within variances |
| | Tuberculosis Control | 159 | 169 | -6 | 509 | 768 | -34 | YTD decrease due to statewide decrease in TB cases |
| | Women, Infants, & Children (WIC) ^{4.} | 3,687 | 4,195 | -12 | 14,552 | 15,030 | -3 | Based on March 2019 data. Caseload continues to decrease. |
| Unduplicated Clients ^{5.} | Children's Dental Clinic | 107 | 106 | 1 | 236 | 220 | 7 | The CDC has provided more school screenings this year; identifying more eligible patients for services |
| | Early Detection Works ^{3.} | 12 | 24 | -50 | 86 | 87 | -1 | |
| | Family Planning | 448 | 444 | 1 | 1343 | 1739 | -23 | |
| | Healthy Babies Program – Primary Parent | 422 | 369 | 14 | 561 | 476 | 18 | Healthy Babies has seen increase in clients in 2019. This is due to ongoing recruitment events. |
| | Immunizations & Health Screenings | 724 | 686 | 6 | 2542 | 2888 | -12 | |
| | Maternal Child Health Care Coordination (MCHCC) | 57 | 63 | -10 | 251 | 274 | -8 | |
| | Sexually Transmitted Infections Clinic | 222 | 201 | 10 | 746 | 741 | 1 | Within variances |
| | Tuberculosis Control | 52 | 79 | -34 | 115 | 153 | -25 | YTD decrease due to statewide decrease in TB cases |

^{1.} Clinical Encounters are documented face-to-face or over-the-phone contact between a SCDOH client and a SCDOH healthcare provider/practitioner for the purpose of providing healthcare service or assessing client health status.

^{2.} Off-site dental screenings are performed at Sedgwick County schools, health fairs and the Sedgwick County Juvenile Detention facility.

^{3.} Early Detection Works is a program that provides breast & cervical cancer screening for women who qualify.

^{4.} WIC numbers reflect the month prior to report month.

^{5.} Unduplicated clients are the number of clients served. Each client is counted once during the reporting timeframe.



*Sedgwick County...
working for you*

Selected Activities Workload Report - continued

**SEDGWICK COUNTY
DIVISION OF HEALTH**

April 2019

Published: 06/04/2019

Page 2 of 2

| Activity | Program | April 2019 | April 2018 | Var | YTD 2019 | YTD 2018 | Var | Reason for Variance |
|---------------------------------|---|------------|------------|-----|----------|----------|-----|--|
| Laboratory Tests ⁶ | Tests sent out and performed in-house on SCDOH clients | 1650 | 1581 | 4 | 6074 | 6448 | -6 | Good! |
| | Tests performed as contracted reference laboratory for clinics other than SCDOH | 318 | 355 | -10 | 1320 | 1267 | 4 | Good! |
| New Investigations ⁷ | Animal Control – All | 286 | 469 | -39 | 1047 | 929 | 13 | Service calls will vary depending on resident calls and or nuisance patrols. |
| | Animal Control – Animal bite | 4 | 5 | -20 | 10 | 10 | 0 | Bite investigations vary depending on hospital / resident reporting. |
| | Epidemiology | 99 | 101 | -2 | 390 | 434 | -10 | Reports of disease fluctuate from month to month. |
| | Sexually Transmitted Infection (STI) Control (DIS) | 74 | 76 | -3 | 244 | 341 | -28 | Personnel changes and cluster protocol limitations initiated by KDHE decrease overall numbers of reportable investigations. YTD 2018 Investigations reflect 57 counties assigned; 2019 reflects 8 counties due to KDHE reassignment. |
| | Tuberculosis (TB) Control | 16 | 12 | 33 | 48 | 50 | -4 | April 2019 reflects the same number of active cases as all of 2018. Increased investigations reflect newer cases being investigated during this period |
| Client Contacts ⁸ | Epidemiology | 473 | 464 | 2 | 1,685 | 1,981 | -15 | Reports of disease fluctuate from month to month. |
| | Sexually Transmitted Infection Control ⁹ | 37 | 59 | -37 | 127 | 237 | -46 | Decrease from previous period due to statewide cluster protocol, new staff in training and work area decreased from 57 counties to 8 counties. |
| | Women, Infants, & Children (WIC) ¹⁰ | 3,671 | 4,066 | -10 | 14,621 | 16,164 | -10 | Based on March 2019 data. Caseload continues to decrease. |
| Outreach Events ¹¹ | Animal Control | 1 | 3 | -67 | 2 | 4 | -50 | Presentations are provided at request or invitation by community organizations, schools or community fairs. |
| | Children's Dental Clinic | 1 | 0 | | 1 | 0 | | Outreach numbers will vary depending on area outreach opportunities |
| | Community Health Advocates | 3 | 4 | -25 | 12 | 14 | -14 | Decrease in 2019 April numbers is due to CHAs volunteering in specific and targeted venues. |
| | Healthy Babies | 0 | 3 | | 3 | 5 | -40 | We have not participated in any recent outreach activities for the month of April. |
| Outreach Contacts ¹² | Community Health Advocates | 175 | 202 | -13 | 823 | 581 | 42 | outreach events fluctuates month to month |
| | Healthy Babies | 78 | 11 | | 108 | 120 | -10 | Outreach contacts will vary due to outreach presentation size. |

⁶ Number of laboratory tests performed by SCDOH laboratory, sent out to reference laboratories, and performed by SCDOH programs.

⁷ Number of field service calls (Animal Control) and total investigations of notifiable diseases (Epidemiology, STI Control and TB Control).

⁸ Client contacts are the number of phone calls, faxes, emails and in-person consultation to clients or health partners regarding health education or disease investigation and control about clients. Client contacts are provided by SCDOH staff that are not healthcare providers/practitioners or are not for the purpose of providing a healthcare service or assessing clinical health status.

⁹ In-clinic consultation counts only.

¹⁰ WIC numbers reflect the month prior to report month.

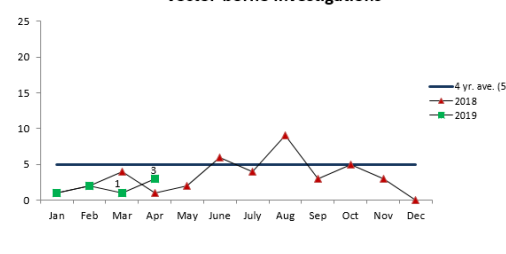
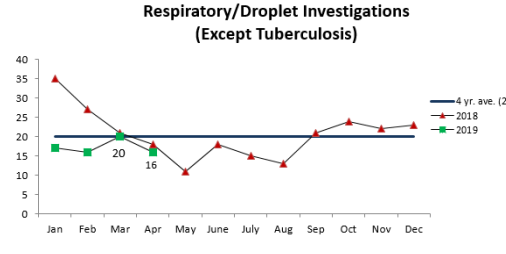
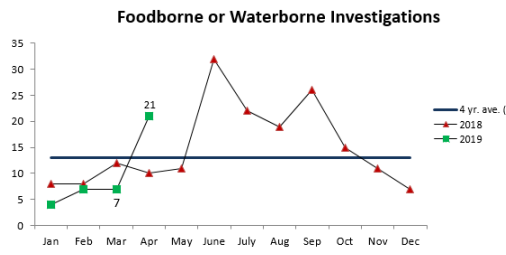
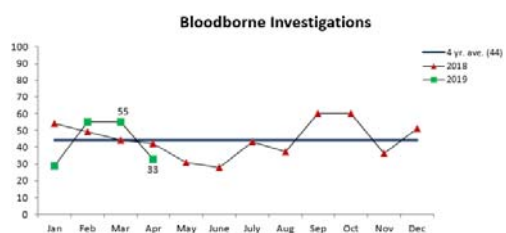
¹¹ Outreach events are presentations to health partners/community groups and booths at community fairs/other events for the purpose of educating about health-related topics.

¹² Outreach contacts are the number of people who attended outreach events that are presentations, trainings, or other events where attendance is accurately calculated.

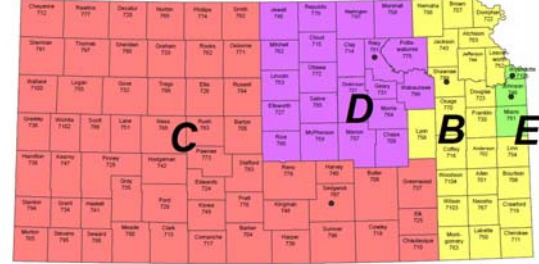
Sedgwick County Division of Health
Selected Kansas Notifiable Conditions
Number of New Investigations by Date Investigation Started ^a.

| | 2019 April | 2018 April | 2019 YTD | 2018 YTD | 4 Year Average Per Month |
|--|---------------|-----------------|-------------|------------------|-----------------------------------|
| Bloodborne Transmission | | | | | |
| Hepatitis B, chronic | 9 | 19 | 47 | 76 | 15 |
| Hepatitis B, follow newborn of positive mom | 3 | 1 | 12 | 12 | 2 |
| Hepatitis C, chronic | 21 | 22 | 113 | 101 | 28 |
| Foodborne and Waterborne Transmission | | | | | |
| Campylobacteriosis | 2 | 5 | 9 | 15 | 7 |
| Shiga toxin-producing <i>Escherichia coli</i> ^b | 15 | 0 | 20 | 4 | 2 |
| Salmonellosis ^b | 4 | 5 | 10 | 19 | 4 |
| Other Reportable Conditions | | | | | |
| Elevated Blood Lead ^c | 13 | 17 | 45 | 45 | Not available ^c |
| Respiratory/Droplet Transmission | | | | | |
| Pertussis | 4 | 1 | 12 | 27 | 7 |
| <i>Streptococcus pneumoniae</i> , invasive disease | 6 | 10 | 32 | 46 | 5 |
| Tuberculosis – new active, suspect, and TB disease | 3 | 0 | 14 | 12 | 23 ^c |
| Varicella (chickenpox) | 6 | 7 | 25 | 28 | 7 |
| Sexual Transmission^d | | | | | |
| Syphilis ^f | 69 | 68 ^g | 173 | 232 ^g | 86 ^c |
| HIV/AIDS ^f | 5 | 8 ^g | 40 | 109 ^g | 26 ^c |
| Vector-Borne Transmission | | | | | |
| Lyme disease | 1 | 1 | 3 | 6 | 2 |
| Spotted fever rickettsiosis | 2 | 0 | 3 | 2 | 2 |
| West Nile virus, non-neuroinvasive | 0 | 0 | 1 | 0 | 1 |

Monthly Trends of the Selected Investigations Shown on the Table



Disease Intervention Specialist Assignment Areas



Sedgwick County Disease Intervention Specialists Investigate Sexually Transmitted Infections in the 57 Counties Shown in Red (C)

^a The most commonly reported notifiable conditions are listed in this table which shows the investigations performed by Sedgwick County staff (an indicator of workload and potential outbreaks). The numbers include suspect, probable and confirmed cases; people with positive screening tests; and contacts of cases.
^b Beginning January 2016, reports of salmonellosis or Shiga toxin-producing *E. coli* infection are investigated by KDHE and are shown on the table.
^c Beginning April 1, 2016, all elevated blood lead reports of ≥ 5 $\mu\text{g}/\text{dL}$ are investigated by SCDOH staff. From January 1, 2014 through March 31, 2016 elevated blood lead reports of ≥ 10 $\mu\text{g}/\text{dL}$ were investigated.
^d In cooperation with the Kansas Department of Health and Environment, Sedgwick County staff performs investigations of syphilis and HIV/AIDS in 57 Kansas counties. These data are shown in the table. Beginning January 2016, chlamydia and gonorrhea reports are investigated by KDHE (http://www.kdheks.gov/sti_hiv/sti_reports.htm).
^e Two year average per month.
^f Both 2016 and 2017 investigations are calculated using a new methodology (by date report created in case management system).
^g 2016 reflects Sedgwick County staff shortages and training of new investigators.

Sedgwick County Health Department

Selected Kansas Notifiable Disease Conditions

Quarterly Report - Number of Cases by Date of Onset or Surrogate Date ^a

| | 2019 | | 2018 | | 2017 | | 2016 | |
|---|-----------|-----|-----------|-----|-----------|-----|-----------|-----|
| | Jan.-Mar. | YTD | Jan.-Mar. | YTD | Jan.-Mar. | YTD | Jan.-Mar. | YTD |
| Bloodborne Transmission | | | | | | | | |
| Hepatitis B, chronic ^b | 0 | 0 | 3 | 3 | 4 | 4 | 8 | 8 |
| Hepatitis C, chronic ^b | 62 | 62 | 47 | 47 | 48 | 48 | 108 | 108 |
| Foodborne and Waterborne Transmission | | | | | | | | |
| Campylobacteriosis ^c | 6 | 6 | 10 | 10 | 10 | 10 | 12 | 12 |
| Giardiasis ^c | 4 | 4 | 3 | 3 | 6 | 6 | 5 | 5 |
| Salmonellosis ^c | 7 | 7 | 12 | 12 | 6 | 6 | 6 | 6 |
| Respiratory/Droplet Transmission | | | | | | | | |
| Pertussis ^c | 3 | 3 | 14 | 14 | 14 | 14 | 6 | 6 |
| <i>Streptococcus pneumoniae</i> , invasive disease ^b | 22 | 22 | 30 | 30 | 38 | 38 | 20 | 20 |
| Tuberculosis, active disease ^d | 3 | 3 | 2 | 2 | 1 | 1 | 1 | 1 |
| Tuberculosis infection ^e | 18 | 18 | 24 | 24 | 33 | 33 | 31 | 31 |
| Varicella (chickenpox) ^c | 9 | 9 | 15 | 15 | 13 | 13 | 17 | 17 |
| Vector-Borne Transmission | | | | | | | | |
| Lyme disease ^c | 0 | 0 | 0 | 0 | 0 | 0 | 2 | 2 |
| Rocky Mountain spotted fever ^c | 0 | 0 | 0 | 0 | 2 | 2 | 0 | 0 |
| West Nile virus, neuroinvasive ^c | 0 | 0 | 0 | 0 | 0 | 0 | 0 | 0 |
| West Nile virus, non-neuroinvasive ^c | 0 | 0 | 0 | 0 | 0 | 0 | 0 | 0 |

^a Selected reported notifiable conditions are listed in this table which shows the number of confirmed and probable cases in Sedgwick County.

Case numbers are subject to change. The table shows the number of cases in Sedgwick County, by month of onset or surrogate date, which are completed and which meet the probable and/or confirmed case definitions used by the Centers for Disease Control and Prevention (CDC). CDC case definitions are available at <http://www.cdc.gov/mmwr/preview/mmwrhtml/00047449.htm>. Data reported are likely an underestimate of the actual number of cases in the community due to incomplete disease reporting and strict, standardized public health case definitions. The numbers in this table do not include all investigations.

b. Confirmed cases are reported for this disease.

c. Probable and confirmed cases are reported for this disease.

d. Actual case determination for tuberculosis disease is not made until the end of each year, and the number reported on this table may not match the number of clients the health department has treated as tuberculosis cases.

e. This number represents new LTBI cases that were seen in the Sedgwick County TB clinic and evaluated for treatment. Neither CDC nor the Kansas Department of Health and Environment track the number of people with tuberculosis infection (screen test positive and undergoing treatment but no active disease).