



MABCD CONSTRUCTION INDUSTRY NEWSLETTER

Issue 12 – May 2022

Chris Nordick - Editor

Get all of your latest MABCD news each month right here with the MABCD newsletter

Administration-

Process Updates .

Administrative Process changes:

There are some new processes in place in the Administrative Section:

Building Permit Writers now have a shared voice mail so that a customer's voice message isn't sent to one specific person.

This helps staff process the voice messages in a more timely manner. Leaving multiple messages may delay return calls.

Setback Requirements:

Due to the number of potential variables involved, no setback information will be provided by phone. The caller is required to make an appointment and come into the office to discuss/view setbacks with staff.

Inside this issue

Administration	1
Building Division	2
Electrical Division	3
Elevator Division	4
Mechanical Division	5
Plumbing Division	6
Wichita Fire Department	7
MABCD Advisory Boards	8
Directors Desk	9

Special points of interest

- Process Updates.
- Draftstopping
- Swimming pool Bonding .
- Fire Service Keys for Elevators
- Mechanical Correction Notices.
- Plumbing Board Member Vacancy.
- WFD Radio Responder Coverage.
- Advisory Board calendar.

Building Division-

Please visit our website for more information

[Building Division](#)

IRC Section R302.12— Draftstopping

DRAFT STOP INSTALLATION IN FLOOR TRUSSES

DEFINITIONS

Draft stop: to divide a large concealed space into smaller compartments (Intent: limit the movement of air within the cavity, reducing the potential of rapid fire spread).

REFERENCE 2018 IRC R302.12


In combustible construction where there is usable space both above and below the concealed space of a floor/ceiling assembly, draftstops shall be installed so that the area of the concealed space does not exceed 1,000 sq.ft. Draftstopping shall divide the concealed space into approximately equal areas.

Where the assembly is enclosed by a floor membrane above and a ceiling membrane below, draftstopping shall be provided in floor/ceiling assemblies under the following circumstances:

1. Ceiling is suspended under the floor framing.
2. Floor framing is constructed of truss-type open-web or perforated members.

Draftstopping materials shall not be less than ½” gypsum board, 3/8-inch WSP or other approved materials adequately supported. Draftstopping shall be installed parallel to the floor framing members unless otherwise approved by the building official. The integrity of the draftstops shall be maintained.

Recently, there have been questions concerning enforcement of Draft stop installation forwarded to the MABCD Building Department.



Draft stop installation (including filling all voids left by ductwork, plumbing, wiring, etc.) is to be completed prior to re-requesting the framing inspection.



Electrical Division-

Please visit our website for more information: [Electrical, Elevator, & Alarm Division](#)

NEC Article 680.26—Equipotential Bonding

Article 680.26 — Equipotential Bonding Grid.

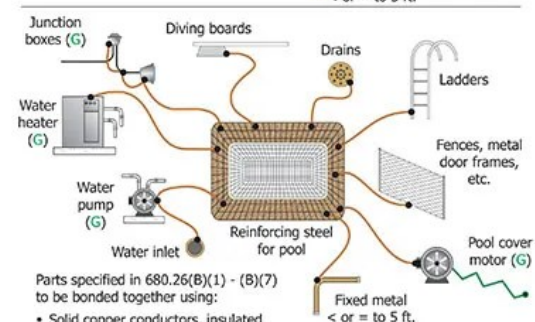
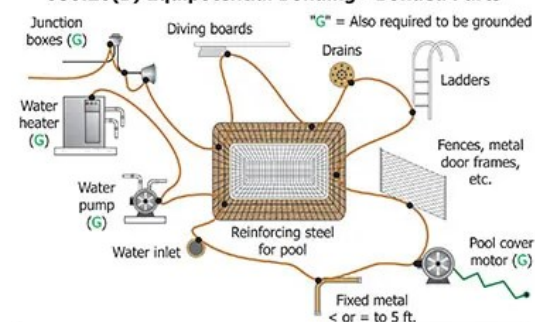
The parts specified in **680.26(B)** shall be bonded together using **solid copper conductors, insulated, covered, or bare, not smaller than 8 AWG** or with rigid metal conduit of brass or other identified corrosion-resistant metal.

All connections shall be made by exothermic welding or by listed pressure connectors or clamps that are labeled as being suitable for the purpose and are of stainless steel, brass, copper, or copper alloy.

The following parts require bonding:

- Reinforcing metal of the pool shell, coping stones and deck ;
- Perimeter surfaces by bonding to the reinforcing steel of the pool at a minimum of 4 points uniformly spaced around the perimeter of the pool ;
- Metal conduits, metal door frames and metal window frames within five feet of the inside pool wall ;
- Metal forming shells and mounting brackets of lighting fixtures ;
- Metal items and fittings for hand rails, ladders, metal drains and diving boards;
- Metal casings of electrical equipment such as pump motors, pool water heaters and equipment associated with pool covers ;
- Fixed metal parts within 5' horizontally and 12' vertically of water's edge.

680.26(B) Equipotential Bonding - Bonded Parts



- Solid copper conductors, insulated covered, or bare, not smaller than 8 AWG
- Rigid metal conduit of brass or other identified corrosion-resistant metal

680.26(B)(2) - Perimeter surfaces. The perimeter surface to be bonded shall be considered to extend for 3'ft horizontally beyond the inside walls of the pool and shall include unpaved surface and other types of paving.



Please visit our website for more information: [Electrical, Elevator, & Alarm Division](#)

Standardized Elevator Fire Service Key Requirements —

Beginning January 1, 2018. We began enforcement of the newly adopted A17.3 – Safety Code for Existing Elevators and Escalators 2015 Edition. Prior to the enforcement date we sent copies of the timeline for enforcement to every elevator contractor. All items not listed in the timeline were required to be addressed immediately.

All existing passenger elevators will be required to have the “Standardized Fire Service Keys” in place by the 2023 safety test due date. This will allow all elevator contractors enough time to gather the components necessary to install the Standardized Key. The requirements of Section 3.11.3 of the 2015, A17.3 - Existing Elevator Safety Code, which refers to the 1987 Rules 211.3 through 211.8, shall be enforced at the time of our 2023 safety test.

Rule 211.3d allows the local authorities to specify a uniform key or key security for their jurisdiction. In cooperation with the local Fire Departments during the review of this Code for the 2018 adoption, it was determined that since all new elevators require the FEOK1 key, that using this same key for all existing elevators would accomplish the requirement to standardize all keys for phase 1 and phase 2 fire service. This allows a more consistent method of access to our first responders.

FEOK1 key also known as FEO K1 elevator fire service key for elevator key switch fire service/recall operation. This is an **universal emergency fire department service key for elevators installed since the ASME 2007 code.**


If you have any questions concerning this requirement, Please feel free to contact me at 660-1736.

Exhibit 9.6



Elevator lobby emergency operations key switch.

Exhibit 9.7



Elevator car emergency operations key switch.



Plumbing Division-

Please visit our website for more information [Plumbing Division](#)

Appeals Board of Plumbers and Gas Fitters

Vacant Board Member Position -

The Appeals Board for Plumbers and Gas Fitters has an open position.

The position to be filled is designated for a Mechanical Contractor whose experience and training is specific to, but not limited to, mechanical contracting. This is a City of Wichita appointment. More information and an application for this Advisory Board position may be found on the City of Wichita webpage. Please use the link below.

[OnBoard2 | City of Wichita KS](#)

The Appeals Board for Plumbers and Gas Fitters convenes monthly on the last Wednesday of each month at 9am. The meetings may be attended in person at 271 W. 3rd N. or virtually by the use of ZOOM meeting software and an internet connection.

For more information, please contact the Chief Plumbing Inspector Jason Little.

Jason.little@sedgwick.gov 316-660-1717.



Wichita Fire Department-

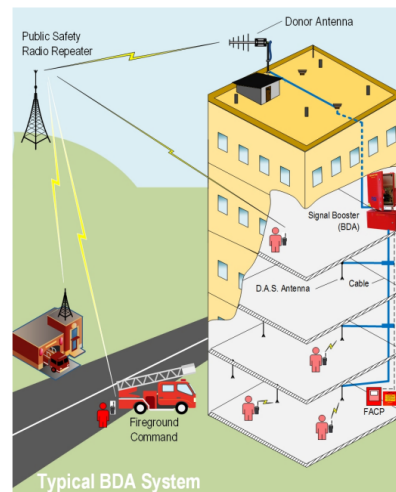
RADIO RESPONDER COVERAGE REQUIREMENTS

WFD's Emergency Radio Responder Coverage requirements for all construction/permitted projects (remodel and new).

510.1 Emergency responder radio coverage in new buildings. New buildings shall have approved radio coverage for emergency responders within the building based on the existing coverage levels of the public safety communication system utilized by the jurisdiction, measured at the exterior of the building. This section shall not require improvement of the existing public safety communication systems.

Exceptions:

1. Where approved by the building official and the fire code official, a wired communication system in accordance with Section 907.2.12.2 shall be permitted to be installed or maintained instead of an approved radio coverage system.
2. Where it is determined by the fire code official that the radio coverage system is not needed.
3. In facilities where emergency responder radio coverage is required and such systems, components or equipment required could have a negative impact on the normal operations of that facility, the fire code official shall have the authority to accept an automatically activated emergency responder radio coverage system.



2018 IFC 1103.2 – Emergency responder radio coverage in existing buildings.

Existing buildings and/or remodels other than R-3 that do not have approved radio coverage for emergency responders in the building based on existing coverage levels of the public safety communication system will be required to submit an in-building coverage test to the fire code official.

1. Any remodel on or after January 2024 will be required to meet IFC Section 510, IBC, and IEBC requirements.
2. Within a time frame established by the adopting authority.

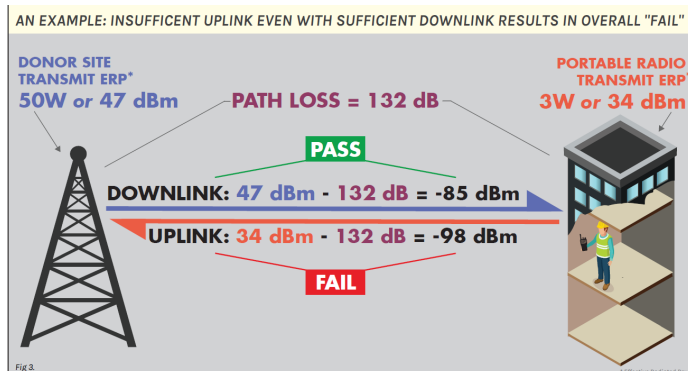
Exception: Where it is determined by the fire code official that the radio coverage system is not needed.”



AHJ Interpretation: Approved radio coverage is determined by ERRC/BDA survey.

Radio Signal Survey

- Determines if a building has sufficient radio signal coverage or if it needs a signal enhancement (ERCES) system.
- It is a responsibility of the building owner or construction company to perform survey and to certify signal coverage on a 100% completed building. Survey report needs to be submitted to the AHJ.
- AHJ Should have signal surveys for all buildings in the jurisdiction.
- Signal enhancement (ERCES) is required for building with insufficient coverage.
- Final survey / signal coverage certification is done upon building completion.
- Surveys are done by FCC GROL certified technicians. Minimum 20 readings per floor.



Test all critical areas. Report submitted to AHJ.

MABCD Advisory Boards - Calendar

- [Board of Building Code Standards and Appeals \(BCSA\)](#)
- [Board of Electrical Appeals \(BEA\)](#)
- [Board of Appeals of Refrigeration, Air Conditioning, Warm Air Heating, and Boiler](#)
- [Board of Appeals of Plumbers and Gas Fitters](#)

May 2022

Sun Mon Tue Wed Thu Fri Sat

<i>1</i>	<i>2</i> MABCD BCS&A Board Meeting	<i>3</i>	<i>4</i>	<i>5</i> MABCD Mechanical Board Meeting	<i>6</i>	<i>7</i>
<i>8</i>	<i>9</i>	<i>10</i> MABCD Electrical Board Meeting	<i>11</i>	<i>12</i>	<i>13</i>	<i>14</i>
<i>15</i>	<i>16</i>	<i>17</i>	<i>18</i>	<i>19</i>	<i>20</i>	<i>21</i>
<i>22</i>	<i>23</i>	<i>24</i>	<i>25</i> MABCD Plumbing Board Meeting	<i>26</i>	<i>27</i>	<i>28</i>
<i>29</i>	<i>30</i>	<i>31</i>				

Director's Desk-



[Chris W. Labrum](#)

Director

*271 W. 3rd St. N.
Suite 101 Wichita, KS 67202*

p: 316.660.1840

f: 316.660.1810

