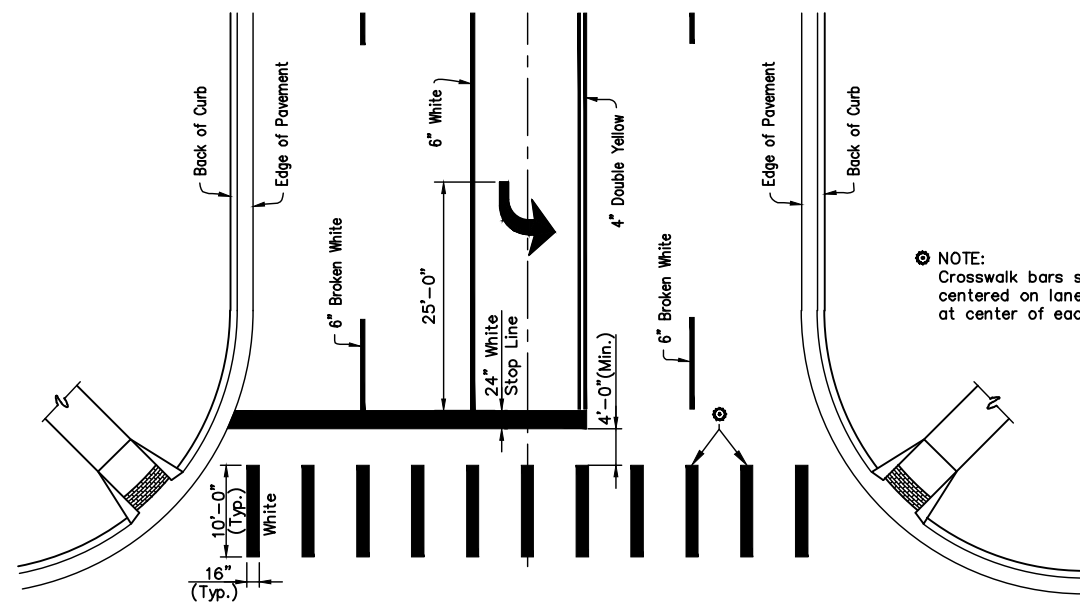
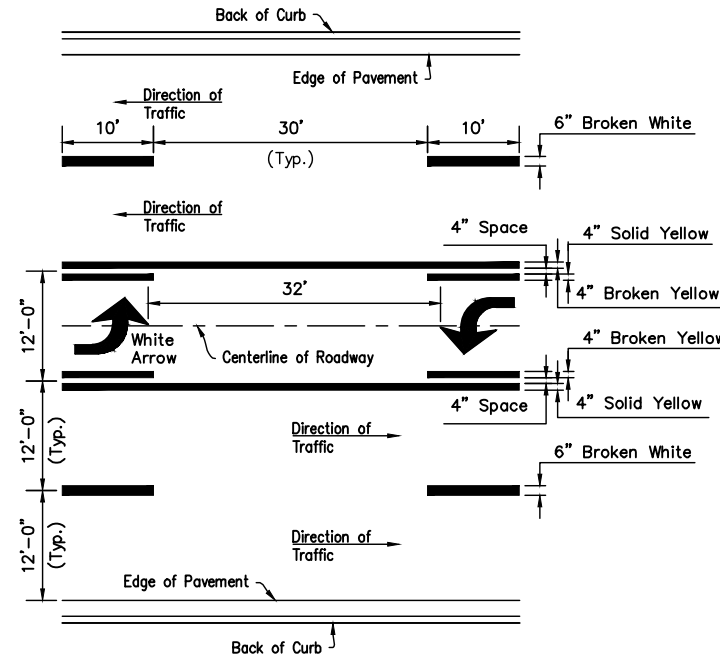


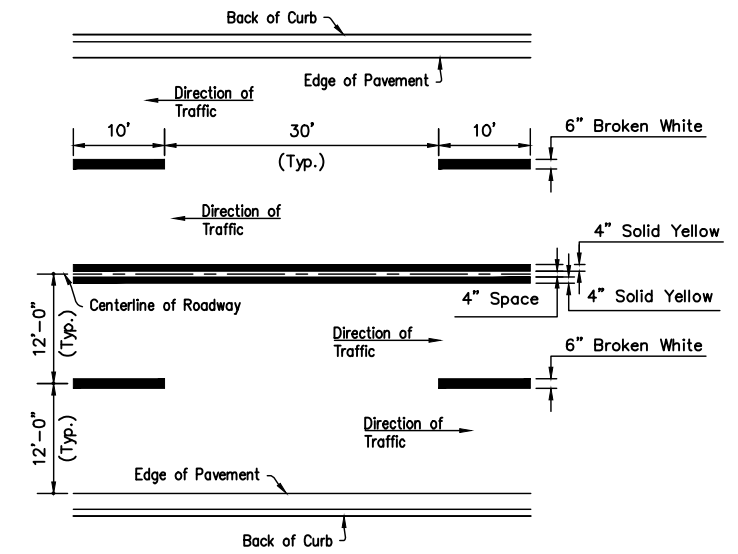
COUNTY	STATE	PROJECT NUMBER	FISCAL YEAR	SHEET NO.	TOTAL SHEETS
SEDGWICK	KANSAS	###	###	###	###



**CROSSWALK MARKING PLAN FOR MULTI-LANE ROADWAY WITH CURB & GUTTER**



**FIVE-LANE ROADWAY**



**FOUR-LANE ROADWAY**

The approach taper length from point A to point B is to be determined using CHART B. Values for L were calculated using the equations below and increased to the next higher 5 mph increment.

Speeds < 45 mph  $L = \frac{W \cdot S^2}{60}$

Speeds ≥ 45 mph  $L = W \cdot S$

If arrows are used and unless otherwise specified the space between lines should be at least four times the height of the characters for low speed roads but not more than ten times the height of the characters, under any conditions.

Δ For speeds less than or equal to 40 mph, R=150'. For speeds greater than or equal to 45 mph, R=300'.

CHART "A"	
Approach Speed	X
20 mph	20'
25 mph	25'
30 mph	30'
35 mph	35'
40 mph	40'
45 mph	45'
50 mph	50'
55 mph	55'
60 mph	60'
65 mph	65'
70 mph	70'

CHART "B"	
Approach Speed	L
20 mph	80'
25 mph	125'
30 mph	180'
35 mph	245'
40 mph	320'
45 mph	540'
50 mph	600'
55 mph	660'
60 mph	720'
65 mph	780'
70 mph	840'

SUMMARY OF PAVEMENT QUANTITIES		
ITEM	QUANTITY	UNITS
Pavement Marking (Thermoplastic)(White)(4")(0.090")		Lin. Ft.
Pavement Marking (Thermoplastic)(White)(6")(0.090")		Lin. Ft.
Pavement Marking (Thermoplastic)(Yellow)(4")(0.090")		Lin. Ft.
Pavement Marking (Thermoplastic)(Yellow)(12")(0.125")		Lin. Ft.
Pavement Marking (Thermoplastic)(White)(24")(0.125")		Lin. Ft.
Pavement Marking Symbol (Heat-Fused Preformed Thermoplastic)(White)(Left Arrow)(0.125")		Each
Pavement Marking (Methyl Methacrylate)(White)(4")(0.080")		Lin. Ft.
Pavement Marking (Methyl Methacrylate)(White)(6")(0.080")		Lin. Ft.
Pavement Marking (Methyl Methacrylate)(Yellow)(4")(0.080")		Lin. Ft.
Pavement Marking (Methyl Methacrylate)(Yellow)(12")(0.125")		Lin. Ft.
Pavement Marking (Methyl Methacrylate)(White)(24")(0.125")		Lin. Ft.
Pavement Marking Symbol (Methyl Methacrylate)(White)(Left Arrow)(0.125")		Each

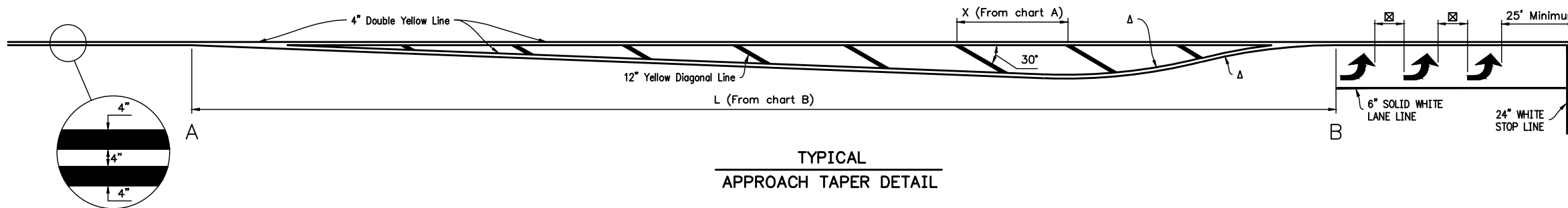
NOTE: Pavement markings to be thermoplastic material unless specified otherwise.

3/22/18	Updated Edge of Pavement	NGN/MRB
4/30/09	Added Left Turn Taper Detail	JRW/MRB
2/16/06	Revised Bill of Materials/Removed SI Option	DRS/MRB
Rev.Date	Description	By /Chk

**PAVEMENT MARKING PLAN MULTI-LANE ROADWAYS WITH CURB & GUTTER**

PREPARED BY  
SEDGWICK COUNTY PUBLIC WORKS  
HIGHWAY DEPARTMENT

JAMES WEBER, P.E.	DIRECTOR/COUNTY ENGINEER			
SCALE	DESIGNED	DRAWN	CHECKED	SHEET NO.
NONE	M.R.B.	D.R.S.	M.R.B.	###
DATE	4/2005	4/2005	4/2005	###



**TYPICAL APPROACH TAPER DETAIL**