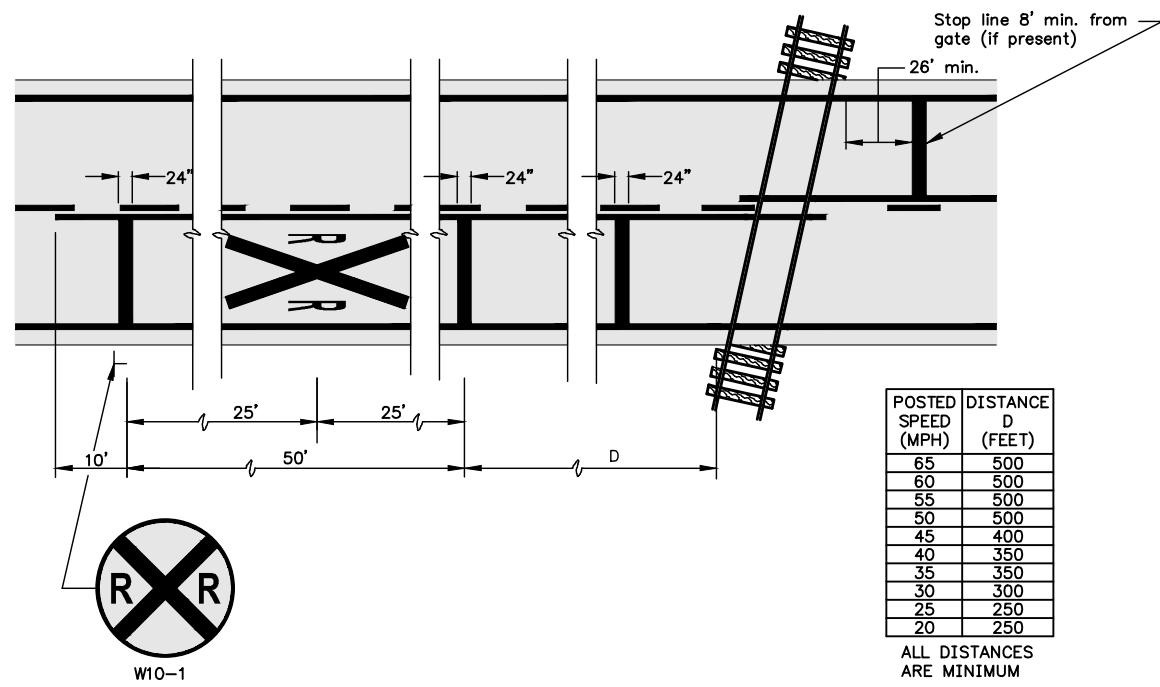


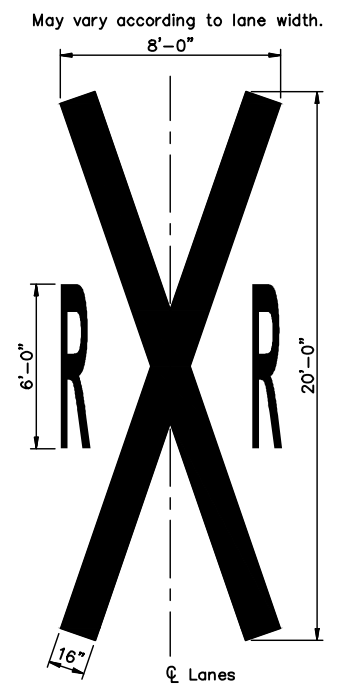
COUNTY	STATE	PROJECT NUMBER	FISCAL YEAR	SHEET NO.	TOTAL SHEETS
SEDGWICK	KANSAS	###	###	###	###



POSTED SPEED (MPH)	DISTANCE D (FEET)
65	500
60	500
55	500
50	500
45	400
40	350
35	350
30	300
25	250
20	250

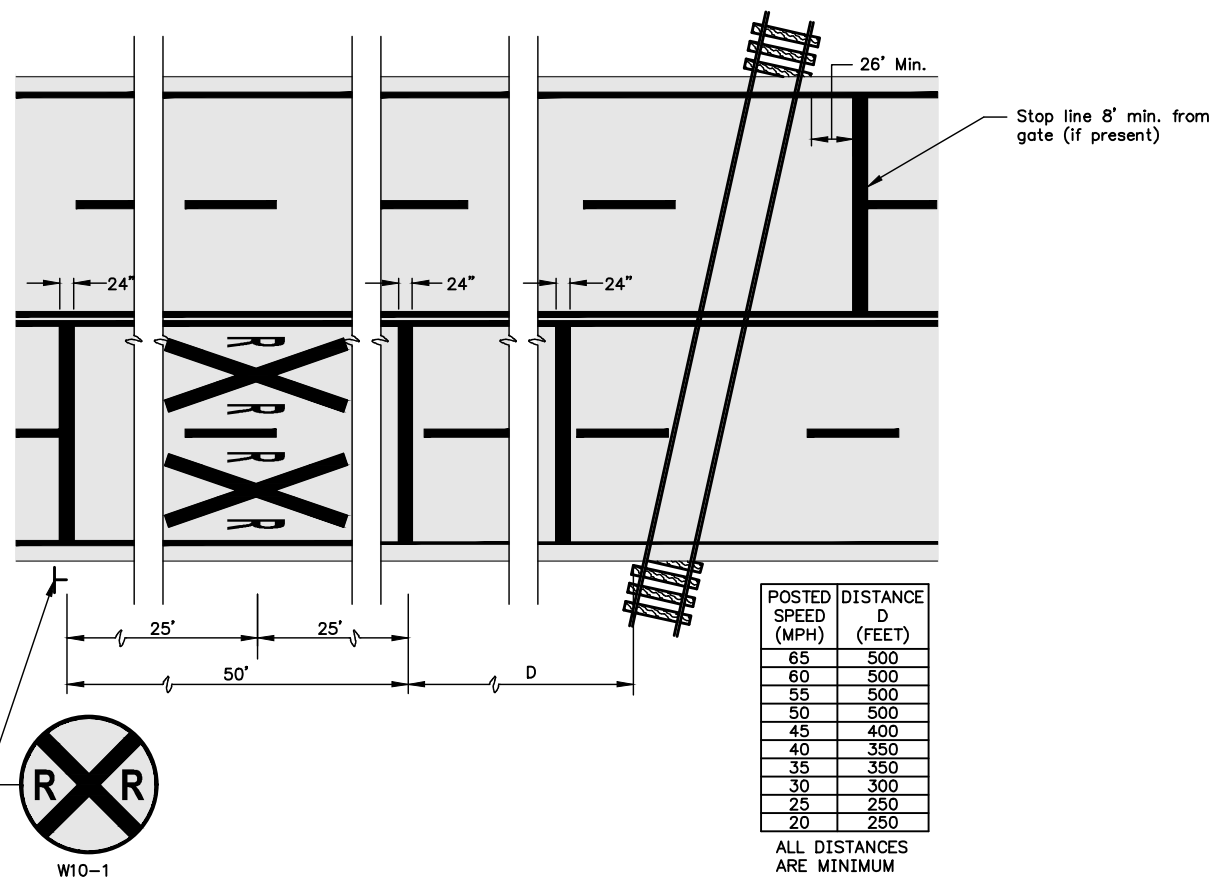
ALL DISTANCES ARE MINIMUM

TYPICAL PAVEMENT MARKINGS AT RAILROAD GRADE CROSSINGS  
TWO LANE ROADWAY



RAILROAD CROSSING SYMBOL

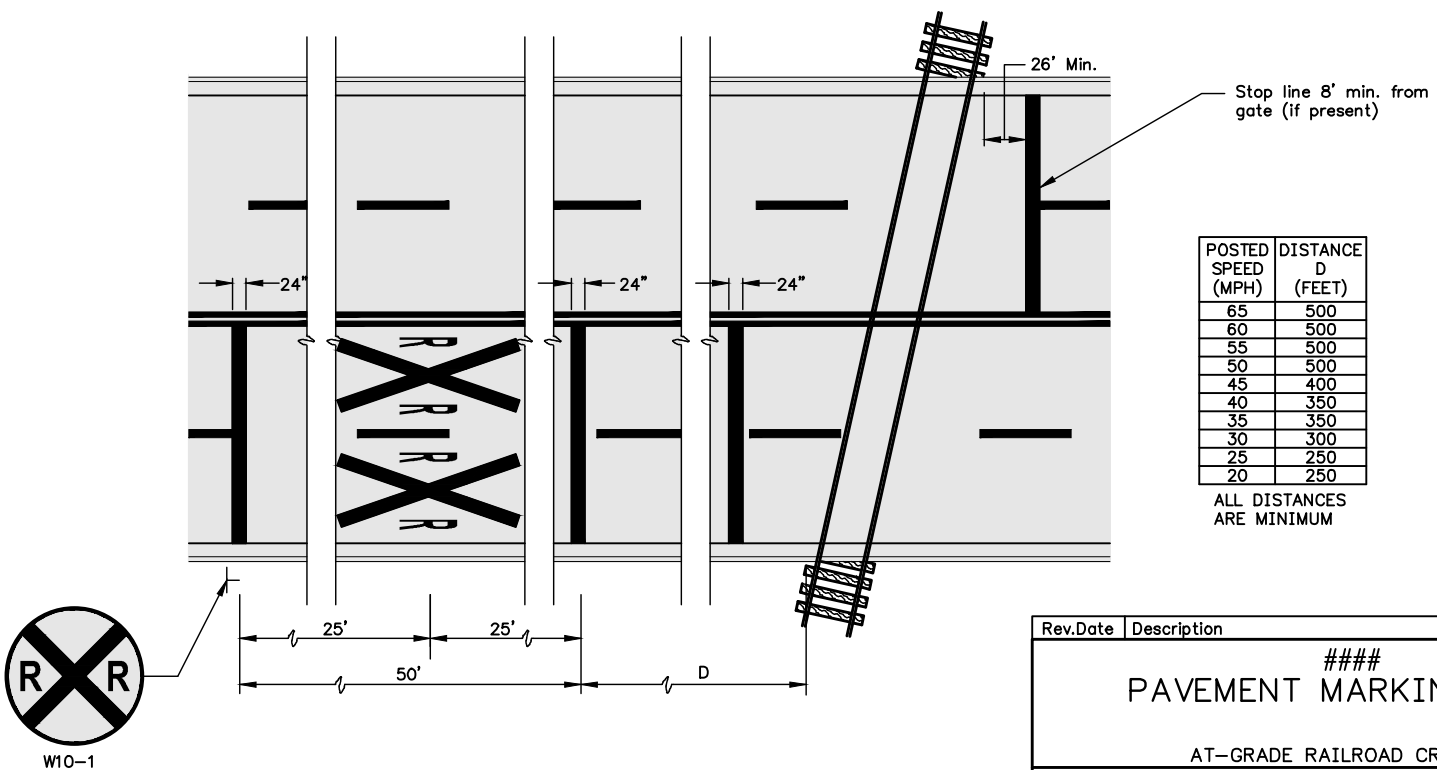
SUMMARY OF PAVEMENT QUANTITIES		
ITEM	QUANTITY	UNITS
Pavement Marking Symbol (Thermoplastic)(White)(RXR)(0.125")		Each
Pavement Marking (Thermoplastic)(White)(24")(0.125")		Lin. Ft.
Pavement Marking Symbol (Methyl Methacrylate)(White)(RXR)(0.125")		Each
Pavement Marking (Methyl Methacrylate)(White)(24")(0.125")		Lin. Ft.



POSTED SPEED (MPH)	DISTANCE D (FEET)
65	500
60	500
55	500
50	500
45	400
40	350
35	350
30	300
25	250
20	250

ALL DISTANCES ARE MINIMUM

TYPICAL PAVEMENT MARKINGS AT RAILROAD GRADE CROSSINGS  
MULTI-LANE ROADWAYS WITHOUT CURB & GUTTER



POSTED SPEED (MPH)	DISTANCE D (FEET)
65	500
60	500
55	500
50	500
45	400
40	350
35	350
30	300
25	250
20	250

ALL DISTANCES ARE MINIMUM

TYPICAL PAVEMENT MARKINGS AT RAILROAD GRADE CROSSINGS  
MULTI-LANE ROADWAYS WITH CURB & GUTTER

Rev. Date	Description	By	/Chk
	###		
<b>PAVEMENT MARKING PLAN</b>			
AT-GRADE RAILROAD CROSSING PM 6-0			
PREPARED BY SEDGWICK COUNTY PUBLIC WORKS HIGHWAY DEPARTMENT			
DAVID C. SPEARS, P.E.		DIRECTOR/COUNTY ENGINEER	
SCALE	DESIGNED	DRAWN	CHECKED
NONE	M.R.B.	D.R.S.	M.R.B.
DATE	4/2005	4/2005	4/2005
DWG: PM6-0			

Device: DWG To PDF.pc3 Page Setup: ----- By: Nixon, Nathan G.  
Q:\Blocks\STANDARDS\PM6-0.dwg Layout: RRT-0 Plotted: 7/2/2019 2:34 PM