

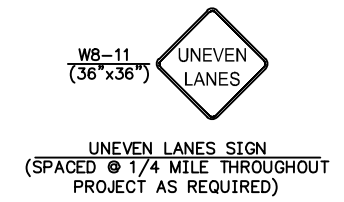
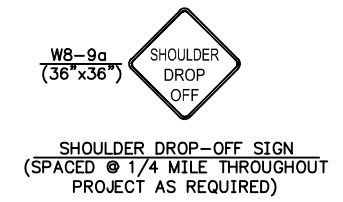

LIST OF TRAFFIC CONTROL DEVICES \*

MUTCD DEVICE NO.	NO.	FLASHERS		REMARKS	DELINEATORS & CHANNELIZATION DEVICES					
		TYPE A	TYPE B		DEVICE	NO.	SIZE	FLASHERS		
								TYPE A	TYPE B	TYPE C
BARRICADES: TYPE III										
DRUMS										
SLIM LINE CHANNELIZERS										
PAVEMENT MARKING					WHITE	YELLOW				
4" BROKEN (Lin. Ft.)										
4" SOLID (Lin. Ft.)										
TEMPORARY STRIPING (Line Mile)										
*FOR INFORMATION ONLY										
See Sheet Nos. SheetNumber & SheetNumber for Traffic Control Notes.										



SIGN LAYOUT FOR R11-4SP

Sign	R11-4 Special
W x H	60" x 30"
Border Width	3/4"
Corner Radius	2"
Mounting	Ground
Background	Type: Reflective
	Color: White
Legend/Border	Type: Non-Reflective
	Color: Black



Used for custom or special Traffic Control Areas. Remove this text and place your traffic control plan here. Use more than one sheet if necessary for clarity, multiple phases, or details. List traffic control devices in the chart provided.

Device: DWG To PDF.pc3 Page Setup: ---- By: Nixon, Nathan G. Q: \Blocks\STANDARDS\TC3.dwg Layout: TC-3 Plotted: 7/2/2019 3:44 PM

5/2009	Update Sign Symbols	DRS/MRB
Rev.Date	Description	By /Chk
##### TRAFFIC CONTROL PLAN		
TC 3-0		
PREPARED BY SEDGWICK COUNTY PUBLIC WORKS HIGHWAY DEPARTMENT		
DAVID C. SPEARS, P.E.		DIRECTOR/COUNTY ENGINEER
SCALE	DESIGNED	DRAWN
As Shown	M.R.B.	D.R.S.
DATE	6/1988	4/2005
		4/2005
DWG: TC3		###