

**SEDGWICK COUNTY**  
**SOLID WASTE MANAGEMENT PLAN UPDATE**

**Submitted to:**

**The Kansas Department of Health and Environment**

**By:**

**The Sedgwick County Board of County Commissioners and  
The Sedgwick County Solid Waste Management Committee**

**June 2017**



*Sedgwick County...  
working for you*

**This page intentionally left blank.**

**Contents**

INTRODUCTION .....1

DEMOGRAPHICS .....1

SOLID WASTE MANAGEMENT COMMITTEE .....2

MUNICIPAL SOLID WASTE (MSW) .....3

    MSW Collection.....3

    Solid Waste Trends.....4

    SW Disposal.....5

SOLID WASTE REDUCTION .....6

    Amount recycled in Sedgwick County .....6

        Drop-off recycling .....6

        Curbside recycling.....6

    Composting in Sedgwick County .....7

    Management of grass clippings.....7

MANAGEMENT PROGRAMS FOR SPECIFIC WASTES.....7

    Household Hazardous Waste (HHW) .....7

    Conditionally Exempt Small Quantity Generators (CESQG) .....7

    Construction & Demolition (C&D) Materials.....8

    Bulky Waste.....9

    Waste Tires.....9

    Christmas Trees.....10

    Special Cleanup Programs .....10

    Storm Debris.....10

KDHE SOLID WASTE PERMITS .....10

KDHE GRANT APPLICATIONS .....10

PUBLIC EDUCATION .....10

SOLID WASTE FEE .....11

**This page intentionally left blank.**

## INTRODUCTION

K.S.A. 65-3405 requires the development of county solid waste management plans. Sedgwick County's annual review is due June 2017. This report reflects solid waste data collected from facilities for calendar year 2016 and any other activities and policy decisions made since the last update.

## DEMOGRAPHICS

Sedgwick County consists of 20 incorporated cities and 26 unincorporated townships. Over 75% of the County's population lives in Wichita. U.S. Census Bureau data shows that Sedgwick County's estimated population in 2015 (the most recent data available) was 511,574. Population is expected to grow 0.4% per year through year 2030, expanding to approximately 531,888 citizens. Table 1 shows census data for Sedgwick County and the cities within Sedgwick County.

City	2014	2015	% change
Andale	981	992	1.1%
Bel Aire	7,284	7,435	2.1%
Bentley	524	523	-0.2%
Cheney	2,153	2,159	0.3%
Clearwater	2,531	2,537	0.2%
Colwich	1,362	1,378	1.2%
Derby	23,234	23,509	1.2%
Eastborough	769	768	-0.1%
Garden Plain	879	897	2.1%
Goddard	4,692	4,719	0.6%
Haysville	11,112	11,212	0.9%
Kechi	1,982	1,996	0.7%
Maize	4,073	4,362	7.1%
Mt. Hope	814	813	-0.1%
Mulvane	6,289	6,314	0.4%
Park City	7,556	7,618	0.8%
Sedgwick	1,701	1,707	0.4%
Valley Center	7,057	7,222	2.3%
Viola	131	131	0.0%
Wichita	388,413	389,965	0.4%
<b>Sedgwick County Total</b>	<b>508,803</b>	<b>511,574</b>	<b>0.5%</b>

## SOLID WASTE MANAGEMENT COMMITTEE

Sedgwick County's Solid Waste Management Committee consists of 16 members, including 10 members that are required by state statute, one appointment by each of the five County Commissioners, and one member to be the non-voting chair of the committee. Table 2 identifies the members of the Sedgwick County Solid Waste Management Committee and their associations. There are currently 3 empty positions. The committee meets as business items dictate.

<b>Table 2 - Sedgwick County Solid Waste Management Committee</b>	
<b>Representing</b>	<b>Member Name</b>
<b>Cities of 1<sup>st</sup> Class</b>	Joe Pajor
<b>Cities of 2<sup>nd</sup> Class</b>	Zach McHatton
<b>Cities of 3<sup>rd</sup> Class</b>	Randy Parker
<b>Unincorporated Areas</b>	Clem Dickerson
<b>General Public</b>	Bill Ellison
<b>Citizen's Organizations</b>	
<b>Private Industry</b>	Jeremy Maples
<b>Private Solid Waste Industry</b>	
<b>Private Recycling/Scrap</b>	Roger Lyon
<b>Sedgwick County Recycling</b>	
<b>Commission District #1</b>	Nancy Larson
<b>Commission District #2</b>	Tony Martinez
<b>Commission District #3</b>	Carol Neugent
<b>Commission District #4</b>	Kelly Parks
<b>Commission District #5</b>	Benjamin Saucedo
<b>Chairperson (non-voting)</b>	Nicki Soice

## MUNICIPAL SOLID WASTE (MSW)

### *MSW Collection*

The solid waste management system in Sedgwick County is private sector driven. Nineteen businesses were licensed to haul non-hazardous waste in 2016. Table 3 lists these businesses.

<b>Name</b>	<b>Address</b>	
Allen and Sons Waste Services	600 W. MacArthur Rd.	Wichita, KS 67217
Ballinger Trash Service	405 N Baehr	Wichita, KS 67212
Best Value Services, LLC	200 W Douglas #600	Wichita, KS 67278
1-800-JUNKPRO	608 S Ramsey Dr	Valley Center, KS 67147
Chadwick's Trash Service	2858 N Vassar St	Wichita, KS 67208
Eagle Trash Service	P.O. Box 129	Sedgwick, KS 67135
Harp Roll-Off Service	19515 W 53 <sup>rd</sup> St N	Colwich, KS 67030
Junk Boys	P.O. Box 47912	Wichita, KS 67201
Los Llanos Trash Service	1106 N Waco	Wichita, KS 67203
M&M Trash Service	2756 S West St	Wichita, KS 67217
John H. McCray Sanitation, Inc	5550 E 38 <sup>th</sup> St N	Wichita, KS 67220
M.T. McCray Sanitation	P.O. Box 8460	Wichita, KS 67208
Moran Trash Service	2847 N Arkansas	Wichita, KS 67204
Nisly Brothers, Inc	5212 S Herren Rd	Hutchinson, KS 67501
Waste Connections Inc. of Kansas	2745 N Ohio	Wichita, KS 67219
Waste Link, Inc	3417 N Emporia	Wichita, KS 67219
Waste Management of Wichita	4330 W 31 <sup>st</sup> St S	Wichita, KS 67205
White Glove Junk Removal	513 S. St. Francis	Wichita, KS 67202
WichitaJunk.Com	1408 S. Fawnwood	Wichita, KS 67201

## ***Solid Waste Trends***

County leaders support and encourage free market efforts. Sedgwick County expects cities in the County to adopt a free market approach to solid waste disposal in lieu of having a contract or franchise for solid waste services. This encourages the entrepreneurial spirit and empowers citizens to make their own decisions in regards to solid waste disposal.

Table 4 shows the solid waste collection details for all cities in Sedgwick County.

<b>Table 4 – City Solid Waste Collection/Curbside Recycling Arrangements, June 2017</b>		
<b>City</b>	<b>Solid Waste Collection Details</b>	<b>Curbside Recycling (CSR)</b>
Andale	Contract with Waste Connections	MSVP RecycleBank
Bel Aire	Preferred vendor is Waste Connections, volume based rates	MSVP RecycleBank
Bentley	Contract with Waste Connections	MSVP RecycleBank
Cheney	Contract with Waste Connections	MSVP RecycleBank
Clearwater	Contract with Waste Connections	MSVP RecycleBank
Colwich	Free market	Free market
Derby	Contract with Waste Connections, volume based rates	MSVP RecycleBank
Eastborough	Contract with Waste Connections, volume based rates	RecycleBank
Garden Plain	Free market	Free market
Goddard	Free market	Free market
Haysville	Free market	Free market
Kechi	Preferred vendor is Waste Connections	MSVP RecycleBank
Maize	Free market	Free market
Mount Hope	Contract with Waste Connections	MSVP RecycleBank
Mulvane	Free market	Free market
Park City	Preferred vendor is Waste Connections	MSVP RecycleBank
Sedgwick	Contract with Waste Connections, volume based rates	MSVP RecycleBank
Valley Center	Contract with Waste Management, volume based rates	MSVP single stream CSR
Viola	Contract with Waste Connections	MSVP RecycleBank
Wichita	Contract with all haulers, volume base rates	Hauler must offer single stream CSR
MSVP – mandatory subscription, voluntary participation		



### SW Disposal

Waste Connections Transfer Station reported that 313,322 tons of solid waste was received at their facility during 2016. Waste Disposal, LLC Transfer Station reported that 88,921 tons of solid waste was received at their facility during 2016. Totally, 402,243 tons of solid waste was received at these two transfer stations during 2016, which is a 2.5% increase from the previous year.

The MSW from both transfer stations was transferred to Plumb Thicket Landfill in Harper County for final disposal. The Plumb Thicket Landfill has a site life of 60 years at current volumes. Figure 1 shows Sedgwick County MSW disposal trends for the past five years.

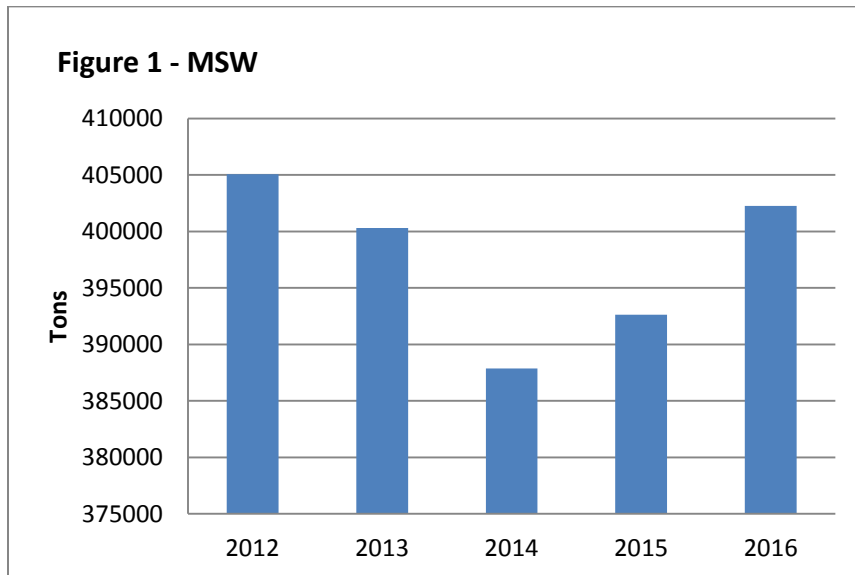
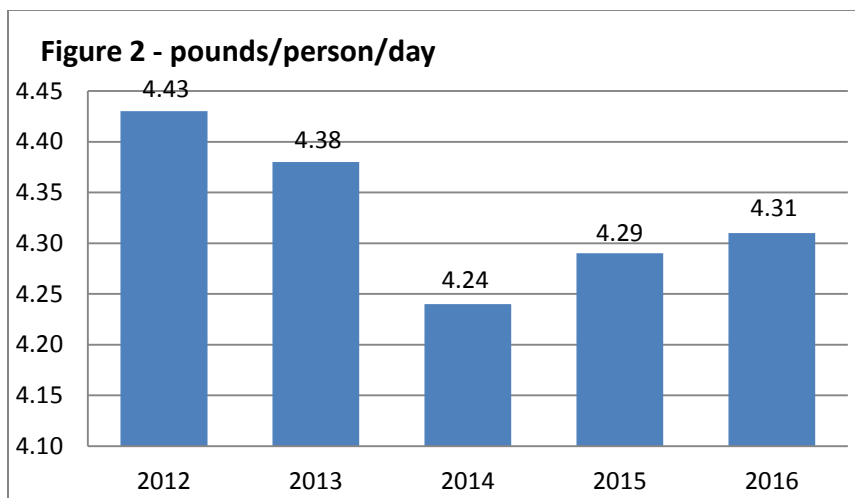


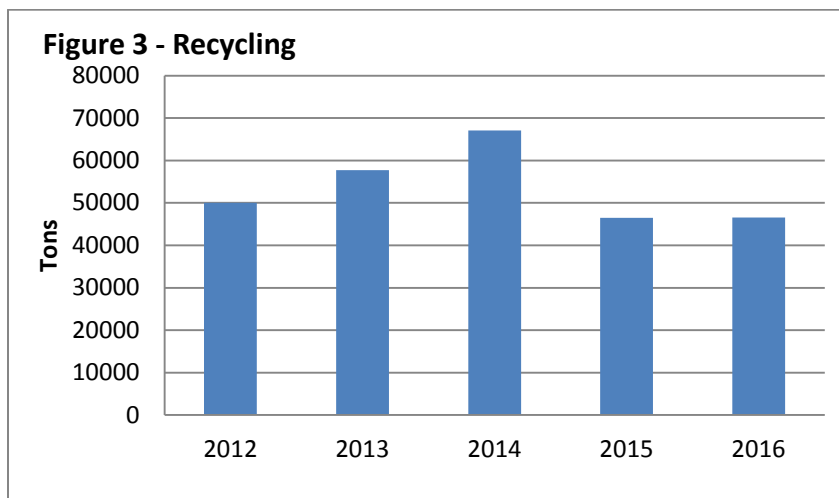
Figure 2 shows the amount of MSW generated per person per day in Sedgwick County for the past 5 years.



## SOLID WASTE REDUCTION

### *Amount recycled in Sedgwick County*

Tonnage reports for the materials shipped for recycling in 2016 were submitted by four material recovery facilities in the county. Waste Connections Recycling Facility shipped 19,955 tons; International Paper shipped 13,880 tons; Pratt Industries shipped 12,154 tons; and ProKansas-Miller Recycling Center shipped 610 tons. The total reported by the facilities is 46,599 tons. Sedgwick County's combined commercial and residential recycling trends for the past 5 years are shown in Figure 3.



### **Drop-off recycling**

For nearly a decade, Waste Connections had partnered with a local grocery chain for drop-off recycling. In October 2016, the grocery chain made the decision to have recycling bins removed from 10 grocery stores due to safety concerns, sanitation issues and illegal dumping at these locations. Waste Connections continues to provide drop-off recycling bins at 3 other area grocery stores around Sedgwick County. These single stream bins collected newspapers, tin and aluminum cans, magazines and catalogs, office papers, corrugated cardboard, chipboard, plastic bottles and containers, and food and beverage glass containers. In addition, International Paper has drop-off boxes for fiber products in their parking lot. These drop-off boxes are for use by the general public. ProKansas-Miller Recycling Center accepts most types of plastic containers, plastic bags, mixed paper, metals, books, and glass.

### **Curbside recycling**

In Sedgwick County, single-stream curbside recycling collection is offered by all haulers. The collection is either provided by the individual haulers or contracted through a 2<sup>nd</sup> party hauler. Obtaining data on the number of residential customers using curbside recycling service is difficult due to the number of haulers in our area.

### ***Composting in Sedgwick County***

Brooks Construction and Demolition Landfill is open to the public and operates a compost site at their location at 4100 North West Street in Wichita, Kansas. They reported receiving 332 tons for composting. Evergreen Recycle at 302 West 53rd Street North is open to the public. They operate a compost site and a pallet refurbishing business. Evergreen reported receiving 3,014 tons for composting and/or pallet construction. The cities of Clearwater, Colwich, Derby, Haysville, Mount Hope, Sedgwick, and Valley Center maintain small brush piles and/or compost sites for their residents' use.

### ***Management of grass clippings***

Residents are encouraged to mulch mow or compost their grass clippings. Grass clippings are accepted at numerous compost sites located throughout the county. These sites are listed under the compost section of this report.

## **MANAGEMENT PROGRAMS FOR SPECIFIC WASTES**

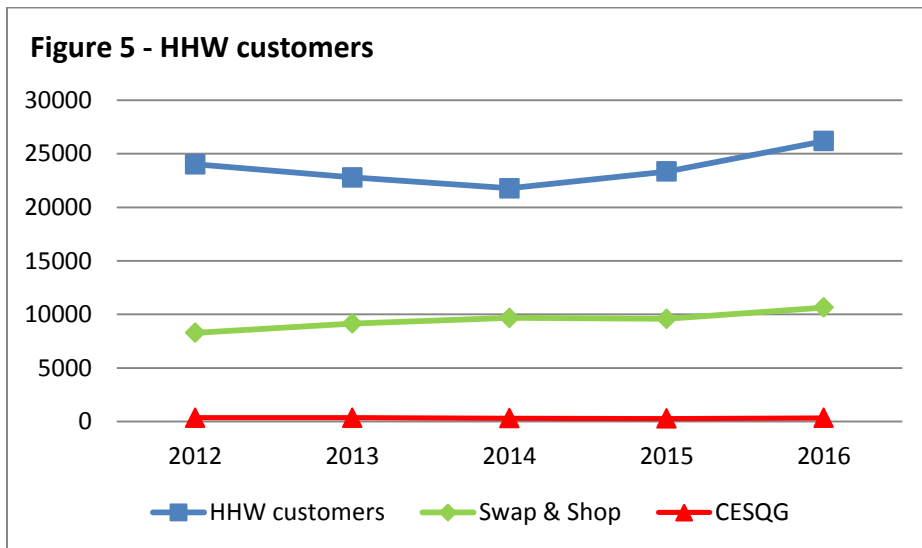
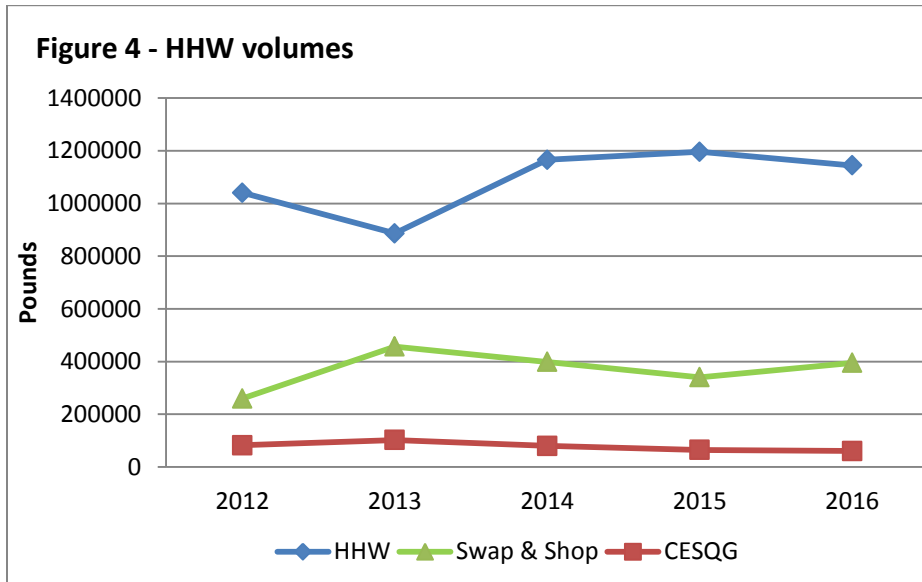
### ***Household Hazardous Waste (HHW)***

The Sedgwick County Household Hazardous Waste Facility is located at 801 Stillwell in Wichita, Kansas. In 2016, 26,175 participants brought 1,144,483 pounds of material (excluding solid waste) to the HHW Facility. Three sites in Sedgwick County collected old or unused pharmaceuticals from citizens by participating in the DEA National Prescription Drug Take-Back Day. Two Wichita Walgreens Stores recently installed drug disposal kiosks for the same purpose.

Of the total brought to the HHW facility, 394,898 pounds were reclaimed by 10,641 Swap and Shop customers. Sedgwick County provided five remote collection events in 2016. These locations were Textron-Beechcraft, Haysville, Goddard, Park City and Oaklawn.

### ***Conditionally Exempt Small Quantity Generators (CESQG)***

In 2016, 351 conditionally exempt small quantity generators brought in 60,345 pounds of waste to the Sedgwick County Household Hazardous Waste Facility. HHW volume and customer trends are shown in Figures 4 and 5.

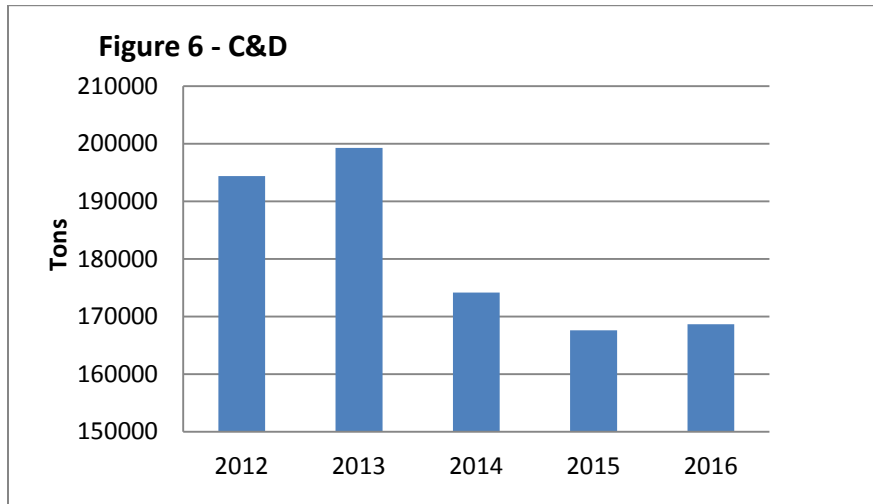


### ***Construction & Demolition (C&D) Materials***

Commercially generated construction & demolition materials are banned from the transfer stations in Sedgwick County. There are two Construction & Demolition Landfills in Sedgwick County that accept this waste. Both facilities are open to the public.

During 2016, Brooks C & D Landfill received and buried 79,007 tons of waste and CDR - North received and buried 89,692 tons of waste. The total for all C & D waste buried in 2016 is 168,699 tons. This is a 0.7% increase from the amount reported the previous year.

Figure 6 shows the amount of construction and demolition material disposed of in Sedgwick County in 2016.



### ***Bulky Waste***

From July 6, 2016 to October 26, 2016, Sedgwick County promoted a bulky waste coupon program. County residents could request a coupon that would pay the disposal fees charged at local transfer stations for loads up to 1,000 pounds. Of the 7,039 coupons that were issued, 2,696 coupons were redeemed.

### ***Waste Tires***

Waste tires have been an issue for decades. Before regulations that controlled tire storage, local businesses stockpiled large numbers of waste tires. These large piles posed fire hazards and health and environmental risks. Waste tires are improperly stored on some farms and residential land and have been and continue to be an illegal dumping problem.

Sedgwick County held a waste tire collection event on April 13, 14 and 15, 2017. This was the fifth Waste Tire Collection event held by Sedgwick County. The event was held for residents, farmers, businesses, and government agencies. Tire dealers and other businesses that collected fees for tire disposal were not eligible to participate. April 13 was promoted as the day for businesses and government agencies.

Sedgwick County Public Works managed the large tire piles and the flow of traffic through the yard. The vendor, Resource Management Co., Inc., was present during the event and hauled the tires from the site to \_\_\_\_\_ in \_\_\_\_\_, \_\_. The program was funded by the County's Solid Waste Fee and collected \_\_\_\_\_ tons or \_\_\_\_\_ passenger tire equivalents from \_\_\_\_\_ vehicles. The transport, handling, and disposal cost was \$\_\_\_\_\_.

## ***Christmas Trees***

From December 22, 2016 through January 23, 2017, Sedgwick County provided 22 sites throughout the County for residents to drop off Christmas trees. Residents were also invited to take free mulch home with them. We disposed of 4,888 trees through this program. This is an increase of 23% from 2016. In addition, some small cities in Sedgwick County also operate their own Christmas tree disposal program.

## ***Special Cleanup Programs***

Since 2002, Sedgwick County has paid for the disposal of 826 tons of illegally dumped waste collected by townships. In 2016, a new program was implemented. Residents of a selected township had the opportunity to dispose of bulky waste at a township clean-up event. Roll-off containers for the trash, bulky materials, passenger car tires and appliances with refrigerant were provided by Sedgwick County. The containers were placed at 5 different locations during this event. The residents disposed of 203.4 tons of material, along with 13 appliances with refrigerant, 3,691 tires without rims and 205 tires with rims. The County will continue to pay the tipping fees at both transfer stations for illegal dumping materials collected by townships as well.

## ***Storm Debris***

Due to two major storms in 2016, Sedgwick County allowed citizens to dispose of storm-generated tree limbs at the West Public Works facility. The limbs were collected and the County's air curtain burner was used. This helped in the reduction of particulate matter and expedited the process. These storms occurred in July and October.

## **KDHE SOLID WASTE PERMITS**

KDHE requires that any solid waste permit must first be approved by the local government as to its consistency with the local Solid Waste Management Plan. There were no solid waste permit applications in Sedgwick County from June 2015 to June 2016.

## **KDHE GRANT APPLICATIONS**

KDHE requires that all grant applications come before the Solid Waste Management Committee. There were no grant applications from June 2015 to June 2016.

## **PUBLIC EDUCATION**

Sedgwick County continues to make numerous efforts to inform and educate citizens and businesses about issues related to solid waste in Sedgwick County. Staff interacted with the public at trade shows and numerous presentations. Staff made ongoing updates to an online recycling guide. The guide can be found at: <http://Sedgwickcounty.org/environment/recyclingguide.asp>. Numerous promotional items and educational pieces were developed and distributed to the public.

## **SOLID WASTE FEE**

Sedgwick County utilizes a Solid Waste Fee to help fund certain components of the Solid Waste Plan. On June 8, 2016, the Board of County Commissioners voted to keep the Solid Waste Fee. For 2016, the annual residential base rate remained the same at \$4.88. The fees for non-residential and commercial properties have five tiered rates. Tier 1 is \$3.44 per parcel. Tier 2 is \$4.58 per parcel. Tier 3 is \$5.73 per parcel. Tier 4 is \$6.87 per parcel. And Tier 5, which is the large malls, is \$4.58 times the number of tenant spaces located on a single parcel.