


**ADDENDUM NO. 2**

**Sedgwick County Project: 2015 Super Seal (R175-L)**

**The items contained herein now become a part of the referenced plans and specifications. Please read the following items and acknowledge receipt of this addendum on the Proposal Page Number P-1. NOTE: THIS ADDENDUM MUST BE ACKNOWLEDGED TO CONSTITUTE A VALID BID.**

***PLANS:***

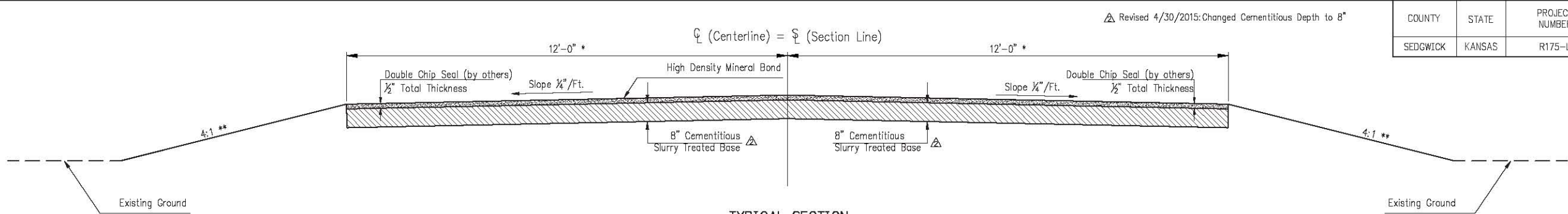
Replace sheet 3 with sheet 3R.  
(Changing base depth from 6" to 8".)

By:   
David C. Spears, P.E.  
Director of Public Works/County Engineer

**Date: May 4, 2015**

Device: 1050C Final-Overwrite-10.pc3 Page Setup: 1050C 36x22 Mono Final By: Taylor, Dean F.  
C:\Projects\R317 - Typical Sections.dwg Layout: Layout1 Plotted: -----

COUNTY	STATE	PROJECT NUMBER	FISCAL YEAR	SHEET NO.	TOTAL SHEETS
SEDGWICK	KANSAS	R175-L	2015	3R	111



**TYPICAL SECTION**

45th Street North:  
Sta. 400+40 to Sta. 419+37.55  
Sta. 420+65.95 to Sta. 441+97.29  
Sta. 442+41.11 to Sta. 452+08.46

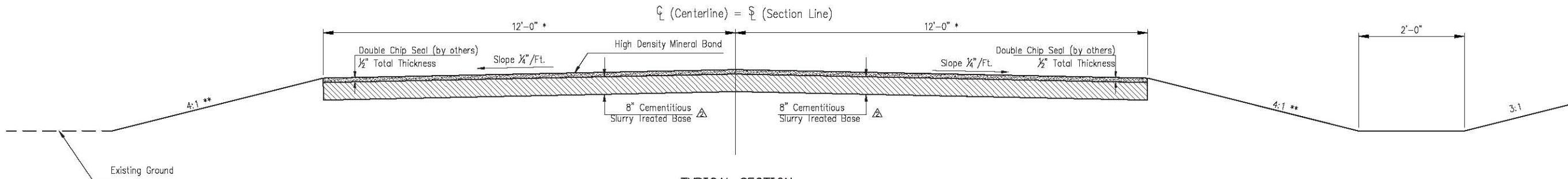
85th Street North:  
Sta. 100+67.64 to Sta. 152+45.60

87th Street South:  
Sta. 300+44.01 to Sta. 300+75  
Sta. 305+62 to Sta. 309+00  
Sta. 313+00 to Sta. 329+08.21  
Sta. 330+27.45 to Sta. 332+50

167th Street West:  
Sta. 200+41.34 to Sta. 250+14.20

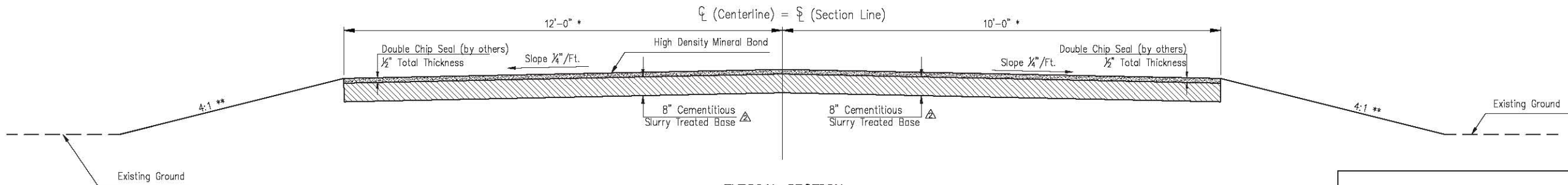
\* Varies from 9'-0" to 14'-0".  
See plan for variations.

\*\* Varies from horizontal to 3:1.  
See cross-sections for variations.



**TYPICAL SECTION**

87th Street South:  
Sta. 300+75 to Sta. 305+62  
Sta. 309+00 to Sta. 313+00



**TYPICAL SECTION**

87th Street South:  
Sta. 332+50 to Sta. 351+94.31

**TYPICAL SECTION  
SUPER SEAL**

PREPARED BY SEDGWICK COUNTY PUBLIC WORKS HIGHWAY DEPARTMENT					SHEET NO.  <b>3R</b>
DAVID C. SPEARS, P.E. DIRECTOR/COUNTY ENGINEER					
REVISED	SCALE	DESIGNED	DRAWN	CHECKED	
	NONE	J.R.B.	D.F.T.	J.R.B.	
	DATE	10/2013	10/2013	10/2013	
DWG: R175K - Typical Sections.dwg					