

Sedgwick County Department of Public Services June 2018 Division Highlights Report

Sedgwick County Division on Aging

Options Counseling	JAN	FEB	MAR	APR	MAY	JUN	JUL	AUG	SEP	OCT	NOV	DEC	TOTAL	AVG
2016	349	339	375	354	506	384	317	395	297	343	319	381	4,359	363
2017	439	403	465	375	421	403	309	368	303	281	281	241	4,289	357
2018	347	347	367	541	396	344							2,342	390
Information & Referral Assistance (I&RA)	JAN	FEB	MAR	APR	MAY	JUN	JUL	AUG	SEP	OCT	NOV	DEC	TOTAL	AVG
2016	3,298	3,182	3,177	3,595	3,595	3,761	3,483	4,935	4,210	3,063	1,977	2,964	41,240	3,437
2017	3,702	3,160	3,678	3,141	3,555	4,118	3,618	4,037	3,481	4,114	4,114	2,737	43,455	3,621
2018	3,314	2,161	3,117	2,021	3,134	3,258							17,005	2,834
Assessment	JAN	FEB	MAR	APR	MAY	JUN	JUL	AUG	SEP	OCT	NOV	DEC	TOTAL	AVG
2016	433	464	461	481	443	488	519	577	520	503	422	504	5,815	485
2017	531	483	628	548	548	565	443	569	552	494	543	613	6,517	543
2018	633	601	608	619	589	511							3,561	594
Sedgwick County Transportation (SCT)	JAN	FEB	MAR	APR	MAY	JUN	JUL	AUG	SEP	OCT	NOV	DEC	TOTAL	AVG
2016	1,277	1,533	1,486	1,385	1,463	1,531	1,450	1,006	1,600	1,551	1,487	1,323	17,092	1,424
2017	1,434	1,459	1,625	1,547	1,584	1,652	1,540	1,717	2,169	1,617	1,395	1,280	19,019	1,585
2018	1,330	1,217	1,250	1,497	1,486	1,392							8,172	1,362

- The Wichita Homebound Outreach (WHO) Owen Papke Award was presented to Shelley Patterson at the June 13th Sedgwick County Advisory Council on Aging meeting for her volunteer activities that support older adults and families in the community. Shelley is a volunteer at Serenity Hospice working with older adults navigating their final months with dignity and respect, and caregiver respite to address social isolation. Shelley's service and care have greatly impacted the lives of seniors she works with and the community.



COMCARE of Sedgwick County

	JAN	FEB	MAR	APR	MAY	JUN	JUL	AUG	SEP	OCT	NOV	DEC	TOTAL	AVG
Crisis Observation Unit														
2016	100	91	99	85	93	102	104	80	94	87	86	75	1096	91
2017	83	65	90	82	82	86	96	98	80	83	68	63	976	81
2018	78	70	70	81	77	63							439	73
Children's Crisis Unit														
2016	8	9	12	8	5	10	2	3	1	0	0	0	58	5
2017	0	0	7	6	5	3	1	4	6	5	6	4	47	4
2018	7	3	6	8	2	2							28	5
Sobering Unit														
2016	27	26	37	28	30	39	20	32	32	36	40	32	379	32
2017	51	40	64	36	30	45	42	42	29	38	25	26	468	39
2018	33	28	32	25	27	37							182	30
Detox Unit														
2016	61	65	57	68	61	57	49	45	65	79	86	69	762	64
2017	84	79	92	85	89	99	121	121	113	96	98	94	1171	98
2018	99	95	89	100	102	84							569	95

- COMCARE hosted Susan Estes, wife of Congressman Estes and local staff from Senator Pat Moran's office for tours of COMCARE programs.
- COMCARE was granted BOCC approval to participate in the School Mental Health Project with USD 259 which included the addition of 57 new positions to COMCARE's staffing table.



Sedgwick County Developmental Disability Organization

Total Individuals Eligible	JAN	FEB	MAR	APR	MAY	JUN	JULY	AUG	SEPT	OCT	NOV	DEC
2018	2525	2514	2517	2520	2523	2529						
2017	2566	2565	2559	2542	2543	2544	2547	2553	2556	2556	2516	2520
2016	2561	2567	2564	2548	2556	2565	2570	2583	2594	2602	2603	2592
Individuals Waiting for Services	JAN	FEB	MAR	APR	MAY	JUN	JULY	AUG	SEPT	OCT	NOV	DEC
2018	949	916	919	924	918	866						
2017	984	980	970	932	934	902	906	978	981	958	937	942
2016	1011	1010	1006	987	968	954	953	1014	1015	1000	996	994
Options Counseling Transactions	JAN	FEB	MAR	APR	MAY	JUN	JULY	AUG	SEPT	OCT	NOV	DEC
2018	106	70	65	70	60	99						
2017	48	36	72	53	70	80	48	77	62	107	95	101
2016	63	65	85	49	64	72	58	93	70	56	50	69
Intakes Completed	JAN	FEB	MAR	APR	MAY	JUN	JULY	AUG	SEPT	OCT	NOV	DEC
2018	16	9	10	9	7	8						
2017	6	6	11	7	12	7	13	13	11	13	11	13
2016	5	8	10	7	9	11	9	12	3	4	7	5
Functional Assessments Completed	JAN	FEB	MAR	APR	MAY	JUN	JULY	AUG	SEPT	OCT	NOV	DEC
2018	163	135	154	148	168	149						
2017	220	150	193	223	174	186	207	207	216	226	179	198
2016	155	154	128	127	139	149	157	217	121	348	187	187



- During the month of June, Sedgwick County Developmental Disability Organization (SCDDO) Quality Assurance Staff completed 9 day and 21 residential program visits.
- On June 27th, Dee participated in a tour of the new WSU South Campus in Haysville hosted by Dr. Michael Yeung, Director and Danielle Gabor, Assistant Director. Dee was accompanied by Michelle Calvert and Shi Slaughter with COMCARE. After touring the campus location, the group discussed the possible location of a COMCARE student clinic to bring community mental health services to the area in partnership with WSU. The student clinic will also serve as a training ground for therapists in training to learn effective ways of delivering mental health treatment to individuals with co-occurring IDD and a behavioral health conditions. Further, discussions continue regarding collaboration with WSU Workforce, Professional and Community Education to develop two new Badge Programs: Mental Health Approaches to IDD & Introduction to Community Mental Health. Future initiatives under consideration include innovative training and certification programs to further develop the IDD professional workforce through possible certification programs in partnership with NADD or community education initiatives with WSU Tech and local Community Service Providers.
- A request for proposal (RFP) was released in June seeking to obtain an assessment of the transportation service system in Sedgwick County as it relates to individuals with intellectual/developmental disabilities (IDD). Specifically, the assessment will identify gaps in access to transportation resulting from the inability of the current system to meet the unique needs of individuals with IDD).
- The Sedgwick County Business Leadership Network (BLN) hosted its annual mixer at Botanica June 28. Around 30 individuals enjoyed the event and participated in an interactive presentation on interviewing tips and tricks for individuals with disabilities.
- On June 18, Ellen Walker joined the CDDO to complete practicum education requirements for her Master's degree in Social Work (MSW). She completed her Bachelor of Arts in Social Work degree at WSU in May of this year and was accepted into the MSW Advanced Generalist Program immediately. Ellen has worked as a Direct Support Professional at Rainbows United since 2016 and is particularly interested in administrative work. We are very excited to have the opportunity to work with Ellen on her educational goals. She will be with the CDDO through May 2019.



Sedgwick County Division of Health

- **Community Health Advocates:** The Community Health Advocates' (CHAs) Program Coordinator, one SCDOH staff member and five volunteers shared health care information and materials with county residents to assist on how to connect with an affordable medical home. Volunteers presented to 210 recipients in eight venues; which included two City of Wichita English Food Handlers' classes, 2018 Special Olympics, 2018 World Refugee Day, Cornerstone of Care Pathways and Positive Directions, Inc. Of the 210 recipients reached, forty-four respondents requested additional health care information. Thirty-three were emailed the CCHC directory, and six were called to follow-up on their inquiries. The CHAs have presented to 1,094 individuals, since January 2018.
- **General Clinic:** General clinic started seeing Juvenile Detention Facility (JDF) and Juvenile Residential Facility (JDF) and Juvenile Residential Facility (JRF) clients for Sexually Transmitted Infection (STI) treatment (agreement with the Division of Corrections). In June, four JDF adolescents were seen for treatment. National HIV Testing Day (NHTD) is held annually on June 27th in Sedgwick County. NHTD began in 1995 to promote HIV testing and early diagnosis. During NHTD 15 free tests were provided, 11 on scheduled patients and four were walk-ins.
- **Epidemiology:** On June 26, 2018, one Epidemiology staff member presented to the Kansas Association of Local Health Departments (KALHD) on syndromic surveillance. The presentation was done in conjunction with the Kansas Department of Health and Environment, the Lawrence-Douglas Health Department, and the Riley County Health Department. The presentation provided an overview of syndromic surveillance in Kansas, as well as information about its use in local health departments.
- **Immunizations:** During the month of June, 677 immunization clients were served and 1,104 vaccines were administered. Immunization staff attended the Kansas Immunization Conference in Salina, Kansas, June 13-14, 2018. During the conference, the Administrative Manager presented on the 2017 Measles Outbreak. Immunization staff attended an informational Health Fair Clinic at St. Christopher's Episcopal Church for World Refugee Day. Staff provided DOH Clinic services information during the event.
- **Laboratory:** In June, the Laboratory started providing STI testing on specimens sent to the Lab for all JDF and JRF clients. Testing includes gonorrhea, chlamydia, syphilis, and HIV. The Lab has been providing similar testing for EC Tyree, Embrace (formerly the Crisis Pregnancy Center), and GraceMed. In 2017, the Lab provided close to 3,300 tests through these contracts and will exceed that number in 2018.
- **Women, Infants and Children (WIC):** The Sedgwick County WIC caseload shows 2,842 women, 2,923 infants and 6,817 children under age five; a total of 12,582 participants enrolled in the program.





*Sedgwick County...
working for you*

Selected Activities Workload Report

**SEDGWICK COUNTY
DIVISION OF HEALTH**

June 2018

Published:

Page 1 of 2

Activity	Program	June 2018	June 2017	YTD 2018	YTD 2017	Reason for Variance
Clinical Encounters ¹	Children's Dental Clinic – on-site services	35	48	536	535	Dentist cancelled
	Children's Dental Clinic – off-site screenings ²	16	13	3,957	5,306	A Middle School cancelled.
	Early Detection Works ³	12	42	128	197	Mammogram screening criteria was changed to be less frequent and at later age since September 2017.
	Family Planning	444	452	2,952	2,606	
	Healthy Babies	550	355	3,185	2,413	
	Immunizations & Health Screenings	818	780	5,214	4,120	MTD within 10% variance. YTD variance due to the increased demand for multiple vaccines. The demand for vaccines varies for no obvious reason.
	Maternal Child Health Care Coordination (MCHCC)	70	73	416	436	
	Sexually Transmitted Infections Clinic	217	240	1,289	1,301	
	Tuberculosis Control	158	244	1,101	1,632	
	Women, Infants, & Children (WIC) ⁴	3,796	4,012	19,007	20,964	Schedule downsized due to eWIC implementation. Plus caseload down over all.
Unduplicated Clients ⁵	Children's Dental Clinic	32	40	269	258	Dentist cancelled
	Early Detection Works ³	12	41	118	190	
	Family Planning	432	434	2,185	1,789	
	Healthy Babies Program – Primary Parent	408	401	536	654	
	Immunizations & Health Screenings	703	667	4,046	3,153	
	Maternal Child Health Care Coordination (MCHCC)	70	73	416	436	
	Sexually Transmitted Infections Clinic	195	226	1,062	1,091	
	Tuberculosis Control	68	99	186	239	

¹ Clinical Encounters are documented face-to-face or over-the-phone contact between a SCDOH client and a SCDOH healthcare provider/practitioner for the purpose of providing healthcare service or assessing client health status.

² Off-site dental screenings are performed at Sedgwick County schools, health fairs and the Sedgwick County Juvenile Detention facility.

³ Early Detection Works is a program that provides breast & cervical cancer screening for women who qualify.

⁴ WIC numbers reflect the month prior to report month.

⁵ Unduplicated clients are the number of clients served. Each client is counted once during the reporting timeframe.



Sedgwick County...
working for you

Selected Activities Workload Report - continued

SEDGWICK COUNTY
DIVISION OF HEALTH

June 2018

Published:

Page 2 of 2

Activity	Program	June 2018	June 2017	YTD 2018	YTD 2017	Reason for Variance
Laboratory Tests ⁶	Tests sent out and performed in-house on SCDOH clients	1,476	1,642	9,572	8,998	
	Tests performed as contracted reference laboratory for clinics other than SCDOH	306	298	1,911	1,415	41% increase in the YTD reflects the increase in testing for the outside clinics this past year.
New Investigations ⁷	Animal Control – All	292	278	1,922	1,132	Increase in nuisance patrols and animal transports.
	Animal Control – Animal bite	11	14	28	34	
	Epidemiology	113	134	629	590	
	Sexually Transmitted Infection (STI) Control	90	137	473	915	In 2018, personnel changes and outbreak protocol initiation by KDHE decreased overall numbers of reportable investigations.
	Tuberculosis (TB) Control	5	16	65	87	Decrease in international residents result in lower monthly investigations compared to 2017.
Client Contacts ⁸	Epidemiology	520	609	2,895	2,747	
	Sexually Transmitted Infection Control ⁹	45	76	323	514	
	Women, Infants, & Children (WIC) ¹⁰	4,107	4,590	20,335	23,252	
Outreach Events ¹¹	Animal Control	0	1	5	3	
	Children's Dental Clinic	1	0	5	0	School venues are providing more opportunities to provide community outreach.
	Community Health Advocates	8	8	22	41	
	Healthy Babies	4	1	10	3	
Outreach Contacts ¹²	Community Health Advocates	210	169	1,094	2,115	
	Healthy Babies	9	0	142	159	

⁶ Number of laboratory tests performed by SCDOH laboratory, sent out to reference laboratories, and performed by SCDOH programs.

⁷ Number of field service calls (Animal Control) and total investigations of notifiable diseases (Epidemiology, STI Control and TB Control).

⁸ Client contacts are the number of phone calls, faxes, emails and in-person consultation to clients or health partners regarding health education or disease investigation and control about clients. Client contacts are provided by SCDOH staff that are not healthcare providers/practitioners or are not for the purpose of providing a healthcare service or assessing clinical health status.

⁹ In-clinic consultation counts only.

¹⁰ WIC numbers reflect the month prior to report month.

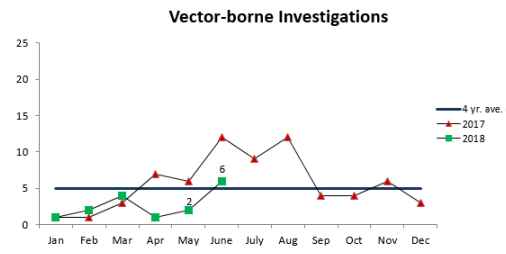
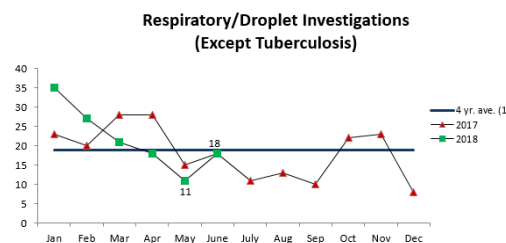
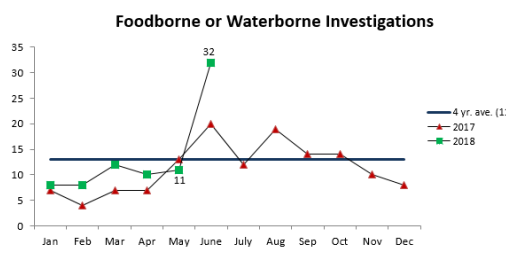
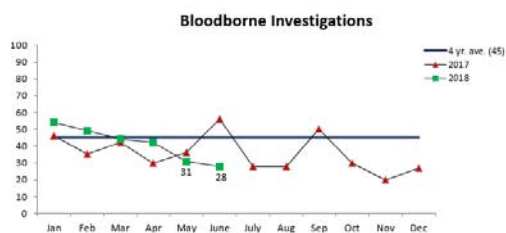
¹¹ Outreach events are presentations to health partners/community groups and booths at community fairs/other events for the purpose of educating about health-related topics.

¹² Outreach contacts are the number of people who attended outreach events that are presentations, trainings, or other events where attendance is accurately calculated.

Sedgwick County Division of Health
Selected Kansas Notifiable Conditions
Number of New Investigations by Date Investigation Started ^a

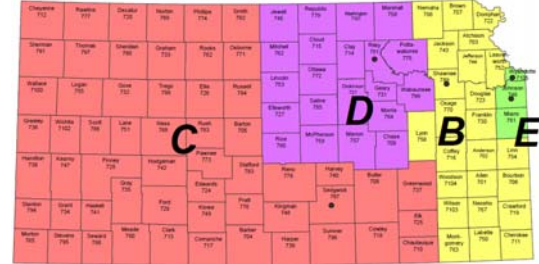
	2018 June	2017 June	2018 YTD	2017 YTD	4 Year Average Per Month
Bloodborne Transmission					
Hepatitis B, chronic	12	12	98	78	15
Hepatitis B, follow newborn of positive mom	2	4	15	14	2
Hepatitis C, chronic	14	40	135	150	28
Foodborne and Waterborne Transmission					
Campylobacteriosis	17	10	37	33	7
Shiga toxin-producing <i>Escherichia coli</i> ^b	7	2	11	5	2
Salmonellosis ^b	8	8	33	20	4
Other Reportable Conditions					
Elevated Blood Lead ^c	13	18	70	93	Not available ^c
Respiratory/Droplet Transmission					
Pertussis	3	5	31	35	7
<i>Streptococcus pneumoniae</i> , invasive disease	2	9	48	59	5
Tuberculosis – new active, suspect, and TB disease	15	26	120	156	23 ^c
Varicella (chickenpox)	13	4	46	38	7
Sexual Transmission^d					
Syphilis ^f	75	86 ^g	341	765 ^g	86 ^c
HIV/AIDS ^f	24	28 ^g	141	150 ^g	26 ^c
Vector-Borne Transmission					
Lyme disease	1	6	8	16	2
Spotted fever rickettsiosis	5	6	7	14	2
West Nile virus, non-neuroinvasive	0	0	1	0	1

Monthly Trends of the Selected Investigations Shown on the Table



^a The most commonly reported notifiable conditions are listed in this table which shows the investigations performed by Sedgwick County staff (an indicator of workload and potential outbreaks). The numbers include suspect, probable and confirmed cases; people with positive screening tests; and contacts of cases.
^b Beginning January 2016, reports of salmonellosis or Shiga toxin-producing *E. coli* infection are investigated by KDHE and are shown on the table.
^c Beginning April 1, 2016, all elevated blood lead reports of ≥ 5 $\mu\text{g}/\text{dL}$ are investigated by SCDOH staff. From January 1, 2014 through March 31, 2016 elevated blood lead reports of ≥ 10 $\mu\text{g}/\text{dL}$ were investigated.
^d In cooperation with the Kansas Department of Health and Environment, Sedgwick County staff performs investigations of syphilis and HIV/AIDS in 57 Kansas counties. These data are shown in the table. Beginning January 2016, chlamydia and gonorrhea reports are investigated by KDHE (http://www.kdheks.gov/sti_hiv/sti_reports.htm).
^e Two year average per month.
^f Both 2016 and 2017 investigations are calculated using a new methodology (by date report created in case management system).
^g 2016 reflects Sedgwick County staff shortages and training of new investigators.

Disease Intervention Specialist Assignment Areas



Sedgwick County Disease Intervention Specialists Investigate Sexually Transmitted Infections in the 57 Counties Shown in Red (C)