

Sedgwick County Department of Public Services August 2018 Division Highlights Report

Sedgwick County Division on Aging

Options Counseling	JAN	FEB	MAR	APR	MAY	JUN	JUL	AUG	SEP	OCT	NOV	DEC	TOTAL	AVG
2016	349	339	375	354	506	384	317	395	297	343	319	381	4,359	363
2017	439	403	465	375	421	403	309	368	303	281	281	241	4,289	357
2018	347	347	367	541	396	344	361	361					3,064	383
Information & Referral Assistance (I&RA)	JAN	FEB	MAR	APR	MAY	JUN	JUL	AUG	SEP	OCT	NOV	DEC	TOTAL	AVG
2016	3,298	3,182	3,177	3,595	3,595	3,761	3,483	4,935	4,210	3,063	1,977	2,964	41,240	3,437
2017	3,702	3,160	3,678	3,141	3,555	4,118	3,618	4,037	3,481	4,114	4,114	2,737	43,455	3,621
2018	3,314	2,161	3,117	2,021	3,134	3,258	3,035	3,299					23,339	2,917
Medicaid Waiver Assessment	JAN	FEB	MAR	APR	MAY	JUN	JUL	AUG	SEP	OCT	NOV	DEC	TOTAL	AVG
2016	433	464	461	481	443	488	519	577	520	503	422	504	5,815	485
2017	531	483	628	548	548	565	443	569	552	494	543	613	6,517	543
2018	633	601	608	619	589	511	581	563					4,705	588
Home Delivered Meals, Mill Levy	JAN	FEB	MAR	APR	MAY	JUN	JUL	AUG	SEP	OCT	NOV	DEC	TOTAL	AVG
2018	3,948	3,468	3,887	3,800	4,113	3,664	3,819	4,147					30,846	3,856
Sedgwick County Transportation (SCT)	JAN	FEB	MAR	APR	MAY	JUN	JUL	AUG	SEP	OCT	NOV	DEC	TOTAL	AVG
2016	1,277	1,533	1,486	1,385	1,463	1,531	1,450	1,006	1,600	1,551	1,487	1,323	17,092	1,424
2017	1,434	1,459	1,625	1,547	1,584	1,652	1,540	1,717	2,169	1,617	1,395	1,280	19,019	1,585
2018	1,330	1,217	1,250	1,497	1,486	1,392	1,466	1,382					11,020	1,378

- The Director attended the National Association of Area Agencies on Aging (n4a) 43rd annual conference in The Retired Senior Volunteer Program (RSVP), a County coordinated program, participated in the 3rd annual Veteran's Awareness Expo held August 4th at the Mid-America All Indian Center. Nearly 650 people attended the event which featured over 45 organizations providing information and services for military service members and their families.



COMCARE of Sedgwick County

Crisis Observation Unit	JAN	FEB	MAR	APR	MAY	JUN	JUL	AUG	SEP	OCT	NOV	DEC	TOTAL	AVG
2015	1	30	89	101	112	123	121	122	88	91	84	95	1057	88
2016	100	91	99	85	93	102	104	80	94	87	86	75	1096	91
2017	83	65	90	82	82	86	96	98	80	83	68	63	976	81
2018	78	70	70	81	77	63	76	89					604	76
Children's Crisis Unit	JAN	FEB	MAR	APR	MAY	JUN	JUL	AUG	SEP	OCT	NOV	DEC	TOTAL	AVG
2015	5	13	5	9	12	8	7	6	3	6	9	8	91	8
2016	8	9	12	8	5	10	2	3	1	0	0	0	58	5
2017	0	0	7	6	5	3	1	4	6	5	6	4	47	4
2018	7	3	6	8	2	2	0	4					32	4
Sobering Unit	JAN	FEB	MAR	APR	MAY	JUN	JUL	AUG	SEP	OCT	NOV	DEC	TOTAL	AVG
2015	N/A	10	56	25	30	43	22	45	22	22	35	28	338	31
2016	27	26	37	28	30	39	20	32	32	36	40	32	379	32
2017	51	40	64	36	30	45	42	42	29	38	25	26	468	39
2018	33	28	32	25	27	37	32	26					240	30
Detox Unit	JAN	FEB	MAR	APR	MAY	JUN	JUL	AUG	SEP	OCT	NOV	DEC	TOTAL	AVG
2015	N/A	N/A	N/A	N/A	20	49	43	54	64	58	54	69	411	51
2016	61	65	57	68	61	57	49	45	65	79	86	69	762	64
2017	84	79	92	85	89	99	121	121	113	96	98	94	1171	98
2018	99	95	89	100	102	84	114	110					793	99

- Deborah Shaar with KMWU requested an update on the school mental health project.
- Employees of the Community Crisis Center participated with Communications to film a short film about the Community Crisis Center and suicide prevention.
- COMCARE finalized the contract with Netsmart to upgrade our electronic health record to their MyAvatar solution that will provide COMCARE improved clinical work flows and mobility while working in the community.



Sedgwick County Developmental Disability Organization

Total Individuals Eligible	JAN	FEB	MAR	APR	MAY	JUN	JULY	AUG	SEPT	OCT	NOV	DEC	Total
2018	2525	2514	2517	2520	2523	2529	2543	2543					20214
2017	2566	2565	2559	2542	2543	2544	2547	2553	2556	2556	2516	2520	30567
2016	2561	2567	2564	2548	2556	2565	2570	2583	2594	2602	2603	2592	30905
Individuals Waiting for Services	JAN	FEB	MAR	APR	MAY	JUN	JULY	AUG	SEPT	OCT	NOV	DEC	Total
2018	949	916	919	924	918	866	904	928					7324
2017	984	980	970	932	934	902	906	978	981	958	937	942	11404
2016	1011	1010	1006	987	968	954	953	1014	1015	1000	996	994	11908
Options Counseling Transactions	JAN	FEB	MAR	APR	MAY	JUN	JULY	AUG	SEPT	OCT	NOV	DEC	Total
2018	106	70	65	70	60	99	94	53					617
2017	48	36	72	53	70	80	48	77	62	107	95	101	849
2016	63	65	85	49	64	72	58	93	70	56	50	69	794
Intakes Completed	JAN	FEB	MAR	APR	MAY	JUN	JULY	AUG	SEPT	OCT	NOV	DEC	Total
2018	16	9	10	9	7	8	11	17					87
2017	6	6	11	7	12	7	13	13	11	13	11	13	123
2016	5	8	10	7	9	11	9	12	3	4	7	5	90
Functional Assessments Completed	JAN	FEB	MAR	APR	MAY	JUN	JULY	AUG	SEPT	OCT	NOV	DEC	Total
2018	163	135	154	148	168	149	150	163					1230
2017	220	150	193	223	174	186	207	207	216	226	179	198	2379
2016	155	154	128	127	139	149	157	217	121	348	187	187	2069

- During the month of August, Sedgwick County Developmental Disability Organization (SCDDO) Quality Assurance Staff completed 7 day and 18 residential program visits.
- At the August meeting of the Intellectual/Developmental Disability Advisory Board (IDDAB), two new affiliates were recommended for approval. KVC and Restoration Family Services are both child placing agencies seeking to affiliate to provide children’s residential to youth in our county approved for the service.
- Project SEARCH has returned to Sedgwick County for the 2018/19 school year. There are 11 interns in this year’s class. The interns met county supervisors at an introduction meeting in August. A total of 10 departments have approximately 13 internship opportunities for the students. Participating departments include: Aging, COMCARE, Exploration Place, Print Shop, Cafeteria, SCDDO, Finance, Health, Fire and Corrections.



- Quality Assurance (QA) has initiated the SCDDO Recognition Program. The purpose of this program is to recognize affiliate staff that display exemplary job performance and reward them to boost morale and encourage others to improve performance. When QA staff are out at affiliate locations for site visits they will recognize direct support staff they observe providing exemplary service to clients with a “You Got Caught” token. The token enters the staff into a quarterly drawing for a \$25 gift card and certificate. Staff have begun handing out tokens and the first drawing will be in October. Response from affiliates has been very positive.

Sedgwick County Division of Health

- **Community Health Advocates (CHAs):** The Community Health Advocates’ (CHAs) Program Coordinator and four volunteers shared health care information and materials with county residents to assist on how to connect with an affordable medical home. Volunteers presented to 282 recipients in two City of Wichita English Food Handlers’ classes, individuals in a faith-based community event, and volunteered in the SCDOH office. Of the 282 recipients reached, thirty-seven respondents requested additional health care information. Thirty-two were emailed the CHC directory, and six were called to follow-up on their inquiries. The CHAs have presented to 1,376 individuals, since January 2018.
- **Epidemiology:**
 - In August, Epidemiology staff presented to USD 259 and USD 260 school nurses about the updated Kansas Disease Regulation changes. The SCDOH Epidemiology Program meets with all Sedgwick County school nurses annually to provide information about how the Epidemiologists can assist with controlling the spread of disease and preventing outbreaks in their schools.
 - On August 22, an Epidemiology staff member conducted Infectious Disease Training for Wichita Police Department and Sedgwick County Sheriff recruits. This training covers information about infectious diseases, as well as provides ways that the law enforcement recruits can protect themselves while on duty.
 - Under the guidance of Epidemiology staff, a WSU Health Management student completed data entry and analysis of autopsy information from people who died of suicide in Sedgwick County during 2017. The slides prepared by the intern were presented by Dr. Nicole Klaus, KU Wichita Psychiatry Department, at the Board of County Commissioners meeting on September 12, 2018. Analyzing suicide data helps SCSPC monitor trends and the effect of interventions to decrease the rate of suicide in Sedgwick County.
- **Immunizations:** During the month of August, Immunization staff held three School Located Vaccination Clinics (SLVC). Clinics were held at Jardine Middle School, Haysville School District, and Valley Center School. Immunization staff served 36 clients and administered 95 vaccinations. Immunization staff along with Customer Service Staff attended Convoy of Hope on August 4th. Like last year, Convoy of Hope was held at the Bethel Life Center and McAdams Park. Staff served 70 clients and administered 139 vaccinations.
- **Women, Infants and Children (WIC):** Sedgwick County WIC enrolled caseload shows 12,638 participants; 2,846 women, 2,879 infants, and 6,913 children under five enrolled in the program.





Sedgwick County...
working for you

Selected Activities Workload Report

SEDGWICK COUNTY
DIVISION OF HEALTH

August 2018

Published: 09/21/18

Page 1 of 2

Activity	Program	August 2018	August 2017	YTD 2018	YTD 2017	Reason for Variance
Clinical Encounters ¹	Children's Dental Clinic – on-site services	61	44	621	610	We had more patients scheduled in August, thus impacting client encounters.
	Children's Dental Clinic – off-site screenings ²	1,110	1,150	5,083	6,472	A middle school cancelled last spring, impacting YTD 2018 numbers.
	Early Detection Works ³	5	34	151	271	Appointment schedule was cut back due to 3 staff vacancies in August. Changes in program screening criteria account for the MTD and YTD decrease.
	Family Planning	406	494	3,778	3,545	Appointment schedule was cut back due to 3 staff vacancies in August.
	Healthy Babies	583	475	4,355	3,422	In 2018, every encounter with the parent/client is counted. We count connected phone calls, face to face visit, and clinic visit. In 2017 we only counted encounters that were done face to face.
	Immunizations & Health Screenings	1,467	1,536	7,752	6,710	YTD shows increased demand for vaccines. Several vaccines showing YTD increase including the HPV, MMRV, and Hep A child vaccines.
	Maternal Child Health Care Coordination (MCHCC)	54	96	541	625	MCHCC number is affected by FP and/or STD STI Clinic number
	Sexually Transmitted Infections Clinic	235	246	1,718	1,771	
	Tuberculosis Control	166	262	1,424	2,121	Decrease due to shortened treatment protocol and state-wide decrease in TB cases.
	Women, Infants, & Children (WIC) ⁴	4,040	3,876	26,841	29,383	*Based on July 2018 WIC data. Caseload down overall.
Unduplicated Clients ⁵	Children's Dental Clinic	57	41	282	286	We had more patients scheduled in August.
	Early Detection Works ³	5	34	140	263	
	Family Planning	397	472	2,467	2,176	
	Healthy Babies Program – Primary Parent	413	407	592	716	
	Immunizations & Health Screenings	1,332	1,395	5,895	5,068	
	Maternal Child Health Care Coordination (MCHCC)	54	96	541	625	
	Sexually Transmitted Infections Clinic	209	217	1,357	1,415	
	Tuberculosis Control	83	95	227	289	

¹ Clinical Encounters are documented face-to-face or over-the-phone contact between a SCDOH client and a SCDOH healthcare provider/practitioner for the purpose of providing healthcare service or assessing client health status.

² Off-site dental screenings are performed at Sedgwick County schools, health fairs and the Sedgwick County Juvenile Detention facility.

³ Early Detection Works is a program that provides breast & cervical cancer screening for women who qualify.

⁴ WIC numbers reflect the month prior to report month.

⁵ Unduplicated clients are the number of clients served. Each client is counted once during the reporting timeframe.

⁶ Number of laboratory tests performed by SCDOH laboratory, sent out to reference laboratories, and performed by SCDOH programs.

⁷ Number of field service calls (Animal Control) and total investigations of notifiable diseases (Epidemiology, STI Control and TB Control).

⁸ Client contacts are the number of phone calls, faxes, emails and in-person consultation to clients or health partners regarding health education or disease investigation and control about clients. Client contacts are provided by SCDOH staff that are not healthcare providers/practitioners or are not for the purpose of providing a healthcare service or assessing clinical health status.



Sedgwick County...
working for you

Selected Activities Workload Report - continued

SEDGWICK COUNTY
DIVISION OF HEALTH

August 2018

Published: 09/21/18

Page 2 of 2

Activity	Program	August 2018	August 2017	YTD 2018	YTD 2017	Reason for Variance
Laboratory Tests ⁶	Tests sent out and performed in-house on SCDOH clients	1,328	1,813	12,261	12,581	Staff vacancies leading to fewer appointments and investigations in some programs contributed to the decrease in the August 2018 number
	Tests performed as contracted reference laboratory for clinics other than SCDOH	400	350	2,635	2,051	Increase in testing continues as experienced over the last 2 years for no apparent reason
New Investigations ⁷	Animal Control – All	289	223	2,586	1,540	Increase in nuisance patrols and animal transports.
	Animal Control – Animal bite	1	1	31	43	
	Epidemiology	105	105	914	952	
	Sexually Transmitted Infection (STI) Control	58	108	621	1,160	Personnel changes and cluster protocol limitations initiated by KDHE decrease overall numbers of reportable investigations.
	Tuberculosis (TB) Control	13	18	83	121	Decrease in international clients state-wide. YTD totals reflect reconciliation from previous months that occur after reporting date per month
Client Contacts ⁸	Epidemiology	467	637	3,362	5,153	Greater number in 2017 related to a measles investigation in July 2017 with associated contact investigations and coordination with health partners.
	Sexually Transmitted Infection Control ⁹	53	56	421	636	Personnel changes and cluster protocol limitations initiated by KDHE decrease overall numbers of reportable investigations.
	Women, Infants, & Children (WIC) ¹⁰	3,708	4,183	27,728	32,197	*Based on July 2018 WIC data. Caseload down overall.
Outreach Events ¹¹	Animal Control	1	1	6	4	
	Children's Dental Clinic	1	0	8	0	School venues are providing more opportunities to provide community outreach.
	Community Health Advocates ¹³	4	13	12	26	Volunteers did not volunteer because they were not available (they had other obligations).
	Healthy Babies	2	1	16	4	We are expanding our outreach events with the goal of recruiting more clients.
Outreach Contacts ¹²	Community Health Advocates ¹⁴	282	1,125	1,376	3,484	In August, there was no volunteer available to cover the largest natural catchment which is the Bread of Life distribution day outreach activity.
	Healthy Babies	0	8	154	167	We did not participate in any events that we could track recipients of information.

⁹ In-clinic consultation counts only.

¹⁰ WIC numbers reflect the month prior to report month.

¹¹ Outreach events are presentations to health partners/community groups and booths at community fairs/other events for the purpose of educating about health-related topics.

¹² Outreach contacts are the number of people who attended outreach events that are presentations, trainings, or other events where attendance is accurately calculated.

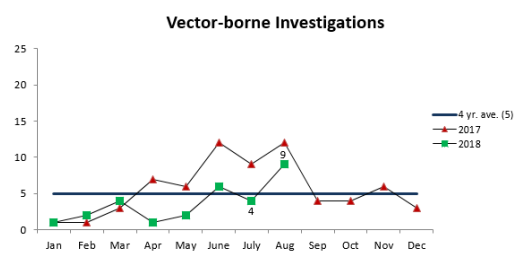
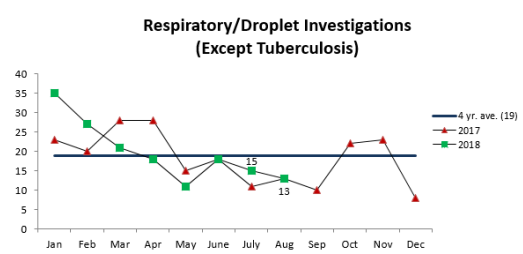
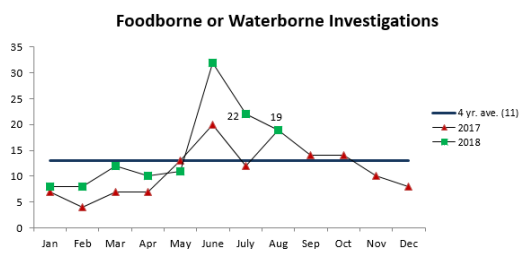
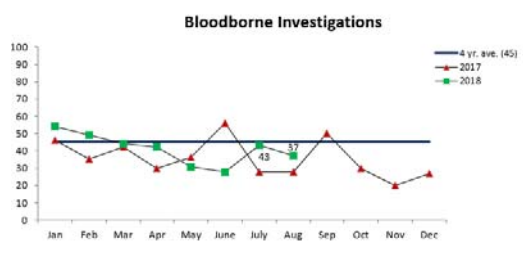
¹³ Outreach Venues include places or events where presentations are given to individuals and/or groups.

¹⁴ Outreach Contacts track recipients of affordable health care information and/or materials.

Sedgwick County Division of Health
Selected Kansas Notifiable Conditions
Number of New Investigations by Date Investigation Started ^a

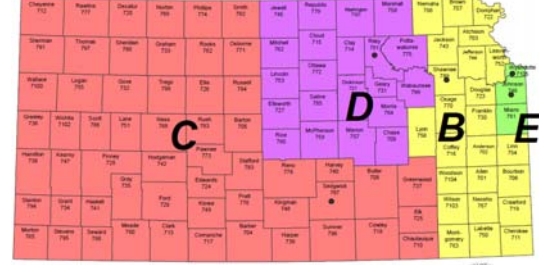
	2018 August	2017 August	2018 YTD	2017 YTD	4 Year Average Per Month
Bloodborne Transmission					
Hepatitis B, chronic	12	12	122	96	15
Hepatitis B, follow newborn of positive mom	1	4	17	20	2
Hepatitis C, chronic	24	12	190	182	28
Foodborne and Waterborne Transmission					
Campylobacteriosis	12	11	58	48	7
Shiga toxin-producing <i>Escherichia coli</i> ^b	3	3	21	9	2
Salmonellosis ^b	4	5	43	32	4
Other Reportable Conditions					
Elevated Blood Lead ^c	16	16	105	135	Not available ^c
Respiratory/Droplet Transmission					
Pertussis	10	3	49	43	7
<i>Streptococcus pneumoniae</i> , invasive disease	2	3	53	65	5
Tuberculosis – new active, suspect, and TB disease	22	23	154	204	23 ^c
Varicella (chickenpox)	1	7	51	48	7
Sexual Transmission^d					
Syphilis ^f	36	90 ^g	399	938 ^g	86 ^c
HIV/AIDS ^f	22	20 ^g	188	207 ^g	26 ^c
Vector-Borne Transmission					
Lyme disease	2	3	10	21	2
Spotted fever rickettsiosis	7	9	18	30	2
West Nile virus, non-neuroinvasive	0	0	1	0	1

Monthly Trends of the Selected Investigations Shown on the Table



^a The most commonly reported notifiable conditions are listed in this table which shows the investigations performed by Sedgwick County staff (an indicator of workload and potential outbreaks). The numbers include suspect, probable and confirmed cases; people with positive screening tests; and contacts of cases.
^b Beginning January 2016, reports of salmonellosis or Shiga toxin-producing *E. coli* infection are investigated by KDHE and are shown on the table.
^c Beginning April 1, 2016, all elevated blood lead reports of ≥ 5 $\mu\text{g}/\text{dL}$ are investigated by SCDOH staff. From January 1, 2014 through March 31, 2016 elevated blood lead reports of ≥ 10 $\mu\text{g}/\text{dL}$ were investigated.
^d In cooperation with the Kansas Department of Health and Environment, Sedgwick County staff performs investigations of syphilis and HIV/AIDS in 57 Kansas counties. These data are shown in the table. Beginning January 2016, chlamydia and gonorrhea reports are investigated by KDHE (http://www.kdheks.gov/sti_hiv/sti_reports.htm).
^e Two year average per month.
^f Both 2016 and 2017 investigations are calculated using a new methodology (by date report created in case management system).
^g 2016 reflects Sedgwick County staff shortages and training of new investigators.

Disease Intervention Specialist Assignment Areas



Sedgwick County Disease Intervention Specialists Investigate Sexually Transmitted Infections in the 57 Counties Shown in Red (C)