

Sedgwick County Department of Public Services July 2018 Division Highlights Report

Sedgwick County Division on Aging

Options Counseling	JAN	FEB	MAR	APR	MAY	JUN	JUL	AUG	SEP	OCT	NOV	DEC	TOTAL	AVG
2016	349	339	375	354	506	384	317	395	297	343	319	381	4,359	363
2017	439	403	465	375	421	403	309	368	303	281	281	241	4,289	357
2018	347	347	367	541	396	344	361						2,703	386
Information & Referral Assistance (I&RA)	JAN	FEB	MAR	APR	MAY	JUN	JUL	AUG	SEP	OCT	NOV	DEC	TOTAL	AVG
2016	3,298	3,182	3,177	3,595	3,595	3,761	3,483	4,935	4,210	3,063	1,977	2,964	41,240	3,437
2017	3,702	3,160	3,678	3,141	3,555	4,118	3,618	4,037	3,481	4,114	4,114	2,737	43,455	3,621
2018	3,314	2,161	3,117	2,021	3,134	3,258	3,035						20,040	2,863
Assessment (SCT)	JAN	FEB	MAR	APR	MAY	JUN	JUL	AUG	SEP	OCT	NOV	DEC	TOTAL	AVG
2016	433	464	461	481	443	488	519	577	520	503	422	504	5,815	485
2017	531	483	628	548	548	565	443	569	552	494	543	613	6,517	543
2018	633	601	608	619	589	511	581						4,142	592
Sedgwick County Transportation (SCT)	JAN	FEB	MAR	APR	MAY	JUN	JUL	AUG	SEP	OCT	NOV	DEC	TOTAL	AVG
2016	1,277	1,533	1,486	1,385	1,463	1,531	1,450	1,006	1,600	1,551	1,487	1,323	17,092	1,424
2017	1,434	1,459	1,625	1,547	1,584	1,652	1,540	1,717	2,169	1,617	1,395	1,280	19,019	1,585
2018	1,330	1,217	1,250	1,497	1,486	1,392	1,466						9,638	1,377

- The Director attended the National Association of Area Agencies on Aging (n4a) 43rd annual conference in Chicago, Illinois. Central Plains Area Agency on Aging (CPAAA) received an n4a *Aging Achievements Award* for the Kansas state-wide Aging and Disability Resource Center (ADRC) Call Center: promoting collaboration, partnerships and quality services. The KADRC state-wide call center, housed at CPAAA offers consumers quick and accurate information and resources including connection to local providers and other ADRC's in Kansas. The ADRC Call Center is innovative streamlining access to consumer's with one call to a network of professional services provided by federal, state and county programs; resources and information for all of Kansas on a variety of needs.
- During the summer, youth from across the country volunteer to participate in Catholic Heart WorkCamp (CHWC). Organized by the Catholic Diocese of Wichita, the mission of the camp is to revitalize communities and beautify homes for the elderly, disabled and those in need. The 2018 CHWC was held July 16–19 with over 150 youth volunteers and adults from seven different states participating in the Wichita camp. Sedgwick County Division on Aging identified individuals in need and collaborated with the Catholic Diocese Camp Coordinator on project sites. Household Hazardous Waste and County Code Enforcement provided the paint for several projects. Twelve teams and 100 volunteer's worked on projects involving cleaning, painting, repair projects, installation of smoke detectors, and construction of ramps and hand railings during the camp. At the conclusion of the camp, 55 projects had been completed throughout Wichita and camp renewal was confirmed for 2019.



COMCARE of Sedgwick County

Crisis Observation Unit	JAN	FEB	MAR	APR	MAY	JUN	JUL	AUG	SEP	OCT	NOV	DEC	TOTAL	AVG
2015	1	30	89	101	112	123	121	122	88	91	84	95	1057	88
2016	100	91	99	85	93	102	104	80	94	87	86	75	1096	91
2017	83	65	90	82	82	86	96	98	80	83	68	63	976	81
2018	78	70	70	81	77	63	76						515	74
Children's Crisis Unit	JAN	FEB	MAR	APR	MAY	JUN	JUL	AUG	SEP	OCT	NOV	DEC	TOTAL	AVG
2015	5	13	5	9	12	8	7	6	3	6	9	8	91	8
2016	8	9	12	8	5	10	2	3	1	0	0	0	58	5
2017	0	0	7	6	5	3	1	4	6	5	6	4	47	4
2018	7	3	6	8	2	2	0						28	4
Sobering Unit	JAN	FEB	MAR	APR	MAY	JUN	JUL	AUG	SEP	OCT	NOV	DEC	TOTAL	AVG
2015	N/A	10	56	25	30	43	22	45	22	22	35	28	338	31
2016	27	26	37	28	30	39	20	32	32	36	40	32	379	32
2017	51	40	64	36	30	45	42	42	29	38	25	26	468	39
2018	33	28	32	25	27	37	32						214	31
Detox Unit	JAN	FEB	MAR	APR	MAY	JUN	JUL	AUG	SEP	OCT	NOV	DEC	TOTAL	AVG
2015	N/A	N/A	N/A	N/A	20	49	43	54	64	58	54	69	411	51
2016	61	65	57	68	61	57	49	45	65	79	86	69	762	64
2017	84	79	92	85	89	99	121	121	113	96	98	94	1171	98
2018	99	95	89	100	102	84	114						683	98

- COMCARE hosted two days of Patient Engagement Training for our workforce presented by three Psychologists from Johns Hopkins in Baltimore and supported by a grant from the Sunflower Foundation. Feedback was very positive and employees were heard saying “best training I ever attended,” “Incredible,” “awesome” and “terrific”. Not every day we get experts from a prestigious health system like Johns Hopkins. From this training we have identified champions to keep this a focus and expectation within our culture and we will have follow up calls and a booster session early next year.
- COMCARE submitted a response to a Request for Information (RFI) from the Kansas Department of Children’s and Families for implementation of a Juvenile Crisis Intervention Center in our region. DCF will review the responses and determine next steps.



Sedgwick County Developmental Disability Organization

Total Individuals Eligible	JAN	FEB	MAR	APR	MAY	JUN	JULY	AUG	SEPT	OCT	NOV	DEC
2018	2525	2514	2517	2520	2523	2529	2543					
2017	2566	2565	2559	2542	2543	2544	2547	2553	2556	2556	2516	2520
2016	2561	2567	2564	2548	2556	2565	2570	2583	2594	2602	2603	2592
Individuals Waiting for Services	JAN	FEB	MAR	APR	MAY	JUN	JULY	AUG	SEPT	OCT	NOV	DEC
2018	949	916	919	924	918	866	904					
2017	984	980	970	932	934	902	906	978	981	958	937	942
2016	1011	1010	1006	987	968	954	953	1014	1015	1000	996	994
Options Counseling Transactions	JAN	FEB	MAR	APR	MAY	JUN	JULY	AUG	SEPT	OCT	NOV	DEC
2018	106	70	65	70	60	99	94					
2017	48	36	72	53	70	80	48	77	62	107	95	101
2016	63	65	85	49	64	72	58	93	70	56	50	69
Intakes Completed	JAN	FEB	MAR	APR	MAY	JUN	JULY	AUG	SEPT	OCT	NOV	DEC
2018	16	9	10	9	7	8	11					
2017	6	6	11	7	12	7	13	13	11	13	11	13
2016	5	8	10	7	9	11	9	12	3	4	7	5
Functional Assessments Completed	JAN	FEB	MAR	APR	MAY	JUN	JULY	AUG	SEPT	OCT	NOV	DEC
2018	163	135	154	148	168	149	150					
2017	220	150	193	223	174	186	207	207	216	226	179	198
2016	155	154	128	127	139	149	157	217	121	348	187	187



- In July, SCDDO Quality Assurance Staff completed nine day and 10 residential program visits.
- In July the Behavioral Health Advisory Board held a “Meet and Mingle” event for IDD and Behavioral Health case managers, along with their managed care organization (MCO) counterparts. More than 40 individuals attended the event with a goal to bring together the groups and offer an opportunity to develop cross-system relationships and learn about each other’s role. The Behavioral Health Advisory Workgroup continues their work to develop systems where individuals with IDD and co-occurring mental health concerns can live and succeed in our community.
- WAMPO sought public input on the Human Services Transportation Plan, aka “coordinated plan.” This coordinated plan identifies the transportation needs of individuals with disabilities, seniors and people with low incomes. The WAMPO Communications Manager presented at the Sedgwick County Affiliate Directors meeting and Community Council. From the information gathered, WAMPO will make recommendations for changes or corrections to the current goals and strategies.
- The Sedgwick County Business Leadership Network (BLN) hosted a lunch and learn on tax credits July 31. The interactive training focused on the fundamentals of the Work Opportunity Tax Credit (WOTC). Participants learned who qualifies for a WOTC, what the benefits are for business and how to apply.

Sedgwick County Division of Health

- **Community Health Advocates (CHAs):** The CHA Program Coordinator and three volunteers shared health care information and materials with county residents to assist on how to connect with an affordable medical home. Volunteers presented to 49 recipients in two City of Wichita English Food Handlers’ classes. Of the 49 recipients reached, 12 respondents requested additional health care information. Nine were emailed the CCHC directory, and two were called to follow-up on their inquiries. The CHAs have presented to 1,143 individuals since January 2018.
- **Epidemiology:** On July 11, epidemiology staff hosted the new Shawnee County Epidemiologist. Staff provided an overview of programs, as well as provided training on disease investigation. On July 25, staff attended the KDHE Disease Regulation Changes training at Wesley Medical Center. At these trainings, staff learned critical information about the newly updated requirements for disease reporting, isolation and quarantine of infectious or contagious diseases, and rabies control.
- **Immunizations:** During the month of July, Immunization nurses held 2 School Located Vaccination Clinics (SLVC) serving four students and administering four vaccinations. The SLVC’s were held at Hadley Middle School and Spaght Elementary School. Immunization nurses attended a Back to School clinic at E.C Tyree Health and Dental Clinic. During the clinic, 36 clients were seen and 46 vaccines were administered. Total clients and vaccines administered during the month of July include 580 served and 1412 immunizations administered.
- **Women, Infants and Children (WIC):** The enrolled caseload shows 2,861 women, 2,896 infants, and 6,907 children under age five. A total of 12,664 participants.





*Sedgwick County...
working for you*

Selected Activities Workload Report

**SEDGWICK COUNTY
DIVISION OF HEALTH**

July 2018

Published:

Page 1 of 2

Activity	Program	July 2018	July 2017	YTD 2018	YTD 2017	Reason for Variance
Clinical Encounters ¹	Children's Dental Clinic – on-site services	24	31	560	566	Dentist cancelled
	Children's Dental Clinic – off-site screenings ²	16	16	3,973	5,322	YTD: A Middle School cancelled.
	Early Detection Works ³	18	40	146	237	Appointment schedule was cut back due to a staff vacancy in July. Changes in program screening criteria account for the YTD decrease.
	Family Planning	420	445	3,372	3,051	
	Healthy Babies	587	534	3,772	2,947	
	Immunizations & Health Screenings	1,073	1,058	6,287	5,174	Demand for vaccines varies for no obvious reason. YTD shows increased demand for multiple vaccines including HPV and Pneumococcal vaccines.
	Maternal Child Health Care Coordination (MCHCC)	71	93	487	529	Appointment schedule was cut back due to vacancy in July
	Sexually Transmitted Infections Clinic	195	224	1,484	1,525	Same reason as MCHCC.
	Tuberculosis Control	157	227	1,258	1,859	
	Women, Infants, & Children (WIC) ⁴	3,794	4,093	22,801	25,057	*Based on June 2018 WIC data. Caseload down overall.
Unduplicated Clients ⁵	Children's Dental Clinic	24	29	271	274	
	Early Detection Works ³	18	40	136	230	
	Family Planning	413	427	2,335	1,982	
	Healthy Babies Program – Primary Parent	413	398	560	687	YTD: HB has seen a decrease in client turnover in 2018.
	Immunizations & Health Screenings	942	878	4,779	3,860	
	Maternal Child Health Care Coordination (MCHCC)	71	93	487	529	
	Sexually Transmitted Infections Clinic	181	203	1,200	1,252	
	Tuberculosis Control	73	93	198	265	

¹ Clinical Encounters are documented face-to-face or over-the-phone contact between a SCDOH client and a SCDOH healthcare provider/practitioner for the purpose of providing healthcare service or assessing client health status.

² Off-site dental screenings are performed at Sedgwick County schools, health fairs and the Sedgwick County Juvenile Detention facility.

³ Early Detection Works is a program that provides breast & cervical cancer screening for women who qualify.

⁴ WIC numbers reflect the month prior to report month.

⁵ Unduplicated clients are the number of clients served. Each client is counted once during the reporting timeframe.



*Sedgwick County...
working for you*

Selected Activities Workload Report - continued

**SEDGWICK COUNTY
DIVISION OF HEALTH**

July 2018

Published:

Page 2 of 2

Activity	Program	July 2018	July 2017	YTD 2018	YTD 2017	Reason for Variance
Laboratory Tests ⁶	Tests sent out and performed in-house on SCDOH clients	1,306	1,770	10,919	10,768	Staff vacancies leading to fewer appointments and investigations in some programs contributed to the decrease in the July 2018 number.
	Tests performed as contracted reference laboratory for clinics other than SCDOH	324	286	2,235	1,701	Increase in testing continues as experienced over the last 2 years for no apparent reason.
New Investigations ⁷	Animal Control – All	375	190	2,297	1,322	Increase in nuisance patrols and animal transports.
	Animal Control – Animal bite	6	5	*30	40	* 5 bite reports in 2018 were deleted as duplicate incidents.
	Epidemiology	120	113	809	847	
	Sexually Transmitted Infection (STI) Control	56	101	529	1,016	Personnel changes and cluster protocol limitations initiated by KDHE decrease overall numbers of reportable investigations.
	Tuberculosis (TB) Control	5	16	70	103	New investigation for active and TB infection initiated plus new contacts. YTD totals reflect reconciliation from previous months that occur after reporting date per month
Client Contacts ⁸	Epidemiology	466	1,007	2,895	4,516	The increase in July 2017 was due to a measles investigation with associated contact investigations and coordination with health partners.
	Sexually Transmitted Infection Control ⁹	45	66	368	580	Personnel changes limited the availability of DIS to see clients in the clinic but did not impact the total numbers of clients seen by other clinic programs.
	Women, Infants, & Children (WIC) ¹⁰	3,685	4,762	24,020	28,014	*Based on June 2018 WIC data. Caseload down overall.
Outreach Events ¹¹	Animal Control	0	0	5	3	
	Children's Dental Clinic	2	0	7	0	School venues are providing more opportunities to provide community outreach.
	Community Health Advocates	3	5	11	13	Advocates attended the CHAs 101 Academy training and two outreach events.
	Healthy Babies	4	0	14	3	
Outreach Contacts ¹²	Community Health Advocates	49	234	1,143	2,539	The reduction in outreach contacts was due to vacation schedules and decrease in incentives.
	Healthy Babies	12	0	154	159	

⁶ Number of laboratory tests performed by SCDOH laboratory, sent out to reference laboratories, and performed by SCDOH programs.

⁷ Number of field service calls (Animal Control) and total investigations of notifiable diseases (Epidemiology, STI Control and TB Control).

⁸ Client contacts are the number of phone calls, faxes, emails and in-person consultation to clients or health partners regarding health education or disease investigation and control about clients.

Client contacts are provided by SCDOH staff that are not healthcare providers/practitioners or are not for the purpose of providing a healthcare service or assessing clinical health status.

⁹ In-clinic consultation counts only.

¹⁰ WIC numbers reflect the month prior to report month.

¹¹ Outreach events are presentations to health partners/community groups and booths at community fairs/other events for the purpose of educating about health-related topics.

¹² Outreach contacts are the number of people who attended outreach events that are presentations, trainings, or other events where attendance is accurately calculated.

Sedgwick County Division of Health

Selected Kansas Notifiable Disease Conditions

Quarterly Report - Number of Cases by Date of Onset or Surrogate Date ^a.

	2018		2017		2016		2015	
	Apr.-Jun.	YTD	Apr.-Jun.	YTD	Apr.-Jun.	YTD	Apr.-Jun.	YTD
Bloodborne Transmission								
Hepatitis B, chronic ^b .	6	9	1	5	4	12	15	32
Hepatitis C, chronic ^b .	72	119	49	97	43	151	102	190
Foodborne and Waterborne Transmission								
Campylobacteriosis ^c .	38	48	22	32	27	39	22	36
Giardiasis ^c .	5	8	4	10	2	7	3	5
Salmonellosis ^c .	25	37	15	21	17	23	10	20
Respiratory/Droplet Transmission								
Pertussis ^c .	11	25	8	22	3	9	11	42
<i>Streptococcus pneumoniae</i> , invasive disease ^b .	22	52	21	59	14	34	9	17
Tuberculosis, active disease ^d .	1	3	4	5	1	2	5	9
Tuberculosis infection ^e .	26	50	34	67	30	61	20	52
Varicella (chickenpox) ^c .	18	33	13	26	8	25	4	15
Vector-Borne Transmission								
Lyme disease ^c .	0	0	3	3	1	3	3	4
Rocky Mountain spotted fever ^c .	6	6	7	9	4	4	3	3
West Nile virus, neuroinvasive ^c .	0	0	0	0	0	0	0	0
West Nile virus, non-neuroinvasive ^c .	0	0	0	0	1	1	0	0

^a Selected reported notifiable conditions are listed in this table which shows the number of confirmed and probable cases in Sedgwick County.

Case numbers are subject to change. The table shows the number of cases in Sedgwick County, by month of onset or surrogate date, which are completed and which meet the probable and/or confirmed case definitions used by the Centers for Disease Control and Prevention (CDC). CDC case definitions are available at <http://www.cdc.gov/mmwr/preview/mmwrhtml/00047449.htm>. Data reported are likely an underestimate of the actual number of cases in the community due to incomplete disease reporting and strict, standardized public health case definitions. The numbers in this table do not include all investigations.

b. Confirmed cases are reported for this disease.

c. Probable and confirmed cases are reported for this disease.

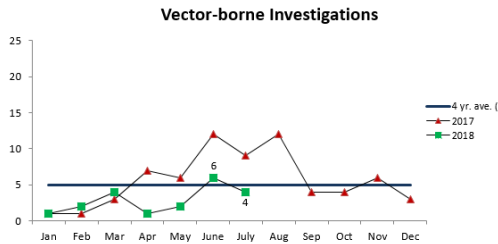
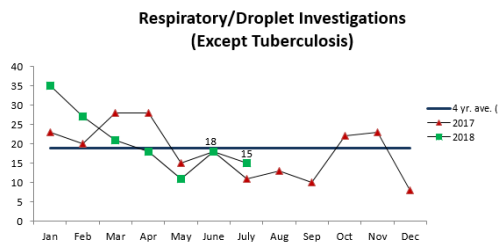
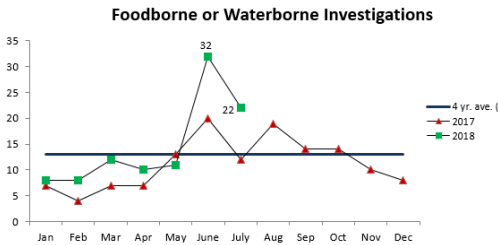
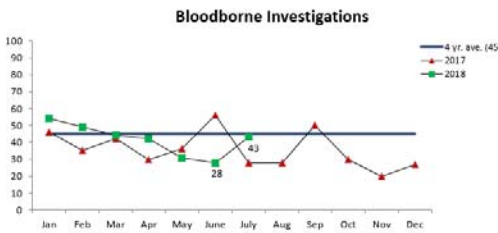
d. Actual case determination for tuberculosis disease is not made until the end of each year, and the number reported on this table may not match the number of clients the health department has treated as tuberculosis cases.

e. This number represents new LTBI cases that were seen in the Sedgwick County TB clinic and evaluated for treatment. Neither CDC nor the Kansas Department of Health and Environment track the number of people with tuberculosis infection (screen test positive and undergoing treatment but no active disease).

Sedgwick County Division of Health
Selected Kansas Notifiable Conditions
Number of New Investigations by Date Investigation Started ^a

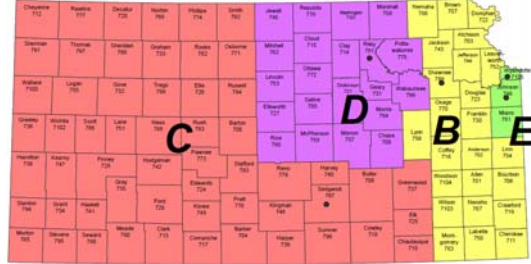
	2018 July	2017 July	2018 YTD	2017 YTD	4 Year Average Per Month
Bloodborne Transmission					
Hepatitis B, chronic	12	6	110	84	15
Hepatitis B, follow newborn of positive mom	1	2	16	16	2
Hepatitis C, chronic	31	20	166	170	28
Foodborne and Waterborne Transmission					
Campylobacteriosis	9	4	46	37	7
Shiga toxin-producing <i>Escherichia coli</i> ^b	7	1	18	6	2
Salmonellosis ^b	6	7	39	27	4
Other Reportable Conditions					
Elevated Blood Lead ^c	19	26	89	119	Not available ^c
Respiratory/Droplet Transmission					
Pertussis	8	5	39	40	7
<i>Streptococcus pneumoniae</i> , invasive disease	3	3	51	62	5
Tuberculosis – new active, suspect, and TB disease	12	25	132	181	23 ^c
Varicella (chickenpox)	4	3	50	41	7
Sexual Transmission^d					
Syphilis ^f	31	83 ^g	363	848 ^g	86 ^c
HIV/AIDS ^f	25	37 ^g	166	187 ^g	26 ^c
Vector-Borne Transmission					
Lyme disease	0	2	8	18	2
Spotted fever rickettsiosis	4	7	11	21	2
West Nile virus, non-neuroinvasive	0	0	1	0	1

Monthly Trends of the Selected Investigations Shown on the Table



^a The most commonly reported notifiable conditions are listed in this table which shows the investigations performed by Sedgwick County staff (an indicator of workload and potential outbreaks). The numbers include suspect, probable and confirmed cases; people with positive screening tests; and contacts of cases.
^b Beginning January 2016, reports of salmonellosis or Shiga toxin-producing *E. coli* infection are investigated by KDHE and are shown on the table.
^c Beginning April 1, 2016, all elevated blood lead reports of ≥ 5 $\mu\text{g}/\text{dL}$ are investigated by SCDOH staff. From January 1, 2014 through March 31, 2016 elevated blood lead reports of ≥ 10 $\mu\text{g}/\text{dL}$ were investigated.
^d In cooperation with the Kansas Department of Health and Environment, Sedgwick County staff performs investigations of syphilis and HIV/AIDS in 57 Kansas counties. These data are shown in the table. Beginning January 2016, chlamydia and gonorrhea reports are investigated by KDHE (http://www.kdheks.gov/sti_hiv/sti_reports.htm).
^e Two year average per month.
^f Both 2016 and 2017 investigations are calculated using a new methodology (by date report created in case management system).
^g 2016 reflects Sedgwick County staff shortages and training of new investigators.

Disease Intervention Specialist Assignment Areas



Sedgwick County Disease Intervention Specialists Investigate Sexually Transmitted Infections in the 57 Counties Shown in Red (C)