

District Attorney

Mission: To enforce the law of the State of Kansas by effectively, fairly, ethically, and consistently administering justice within the framework of the U.S. Constitution and the laws of the State of Kansas. To review, assess, deter, and prosecute criminal and civil violations in a consistent manner that maximizes public safety, protects the rights of crime victims, and the rights of all citizens. To ensure the criminal justice system operates fairly with the goal of improving the quality of life for all citizens of this community.

Marc Bennett
District Attorney

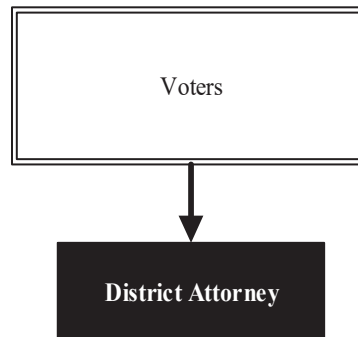
535 N. Main
Wichita, KS 67203
316.660.3600

marc.bennett@sedgwick.gov

Overview

The Office of the District Attorney (DA) prosecutes violations of criminal, juvenile, and traffic laws of Kansas; initiates proceedings to protect abused and neglected children; and secures care and treatment in mental commitment cases. Additionally, the Office appears before state and federal appellate courts as well as the United States Supreme Court. The Office enforces the Kansas Consumer Protection Act and provides services to victims and witnesses to ensure fair treatment.

A core responsibility of the Office is the prosecution of offenders. The Office is also responsible for affording protection and consideration to the victims of crime and their families, all while ensuring compliance with the law and the ethical obligation to observe and protect the rights of the accused.



Strategic Goals:

- *Ensure fair and equal treatment in accordance with State law and prosecution standards*
- *Ensure offender accountability to crime victims and the community*
- *Maintain the highest level of professionalism in all aspects of daily operations*

Highlights

- With the advent of body cameras on law enforcement officers, the Office processed and disseminated (to defense attorneys) 11,860 GB of information, up from 7,845 GB in 2016
- The Office accounted for 22.4 percent of sentenced felony cases in fiscal year 2017 for the entire State of Kansas



Accomplishments and Priorities

Accomplishments

In 2017, the Adult Diversion Program accepted 201 new criminal cases and distributed over \$131,980 in restitution to victims of crime.

Attorneys in the Domestic Violence Sex Crimes Unit tried 37 jury trials including four murder cases and five child abuse cases that fall under the category of “Jessica’s Law” with each carrying a life term.

In 2017, the Child In Need of Care (CINC) Unit filed new petitions that involved 578 children who had been sexually or physically abused or neglected. That number is up from 500 children in 2016.

Strategic Results

Efficient management of criminal dockets remains a priority. Working with the courts and defense counsel, the Office has increased the efficiencies to resolve low level, non-violent offenses. From a high of 1,246 total criminal cases on the jury trial calendar in July of 2012, the Office realized 53.0 percent fewer cases (672) in 2017 despite having filed more cases each subsequent year than in 2012.

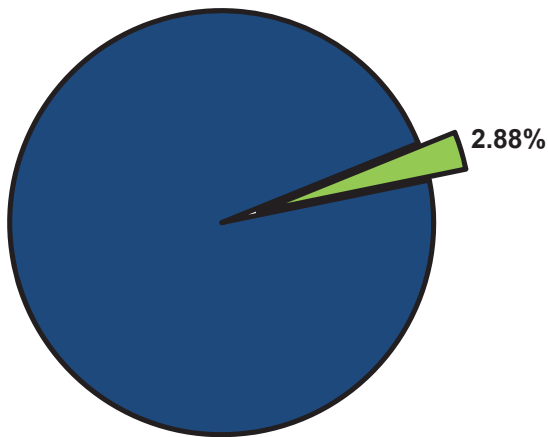


Significant Budget Adjustments

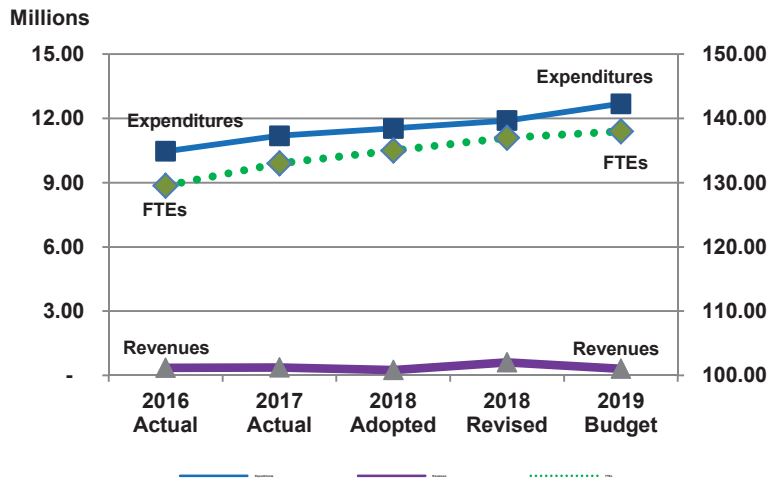
Significant adjustments to the District Attorney’s 2019 budget include a \$309,662 reduction in contractuels and commodities and a \$251,963 reduction in revenue due to a one-time increase in the Attorney Trust. Additional adjustments include an increase of \$59,219 for 1.0 FTE Case Coordinator, \$50,376 for 1.0 FTE Office Assistant, and a reduction of \$45,000 and the elimination of 1.0 FTE Project Manager. Additional changes include \$36,000 for handheld and portable radios.

Divisional Graphical Summary

District Attorney
Percent of Total County Operating Budget



Expenditures, Program Revenue & FTEs
All Operating Funds



Budget Summary by Category

	2016 Actual	2017 Actual	2018 Adopted	2018 Revised	2019 Budget	Amount Chg '18 Rev.-'19	% Chg '18 Rev.-'19
Expenditures							
Personnel	9,603,842	10,146,370	10,727,859	10,727,859	11,842,948	1,115,089	10.39%
Contractual Services	579,810	598,604	620,430	822,152	641,122	(181,030)	-22.02%
Debt Service	-	-	-	-	-	-	-
Commodities	208,367	139,770	183,077	349,727	160,175	(189,552)	-54.20%
Capital Improvements	12,012	-	-	-	-	-	-
Capital Equipment	34,505	34,021	-	-	36,000	36,000	
Interfund Transfers	24,000	271,762	-	-	-	-	-
Total Expenditures	10,462,536	11,190,527	11,531,366	11,899,738	12,680,245	780,507	6.56%
Revenues							
Tax Revenues	-	-	-	-	-	-	-
Licenses and Permits	-	-	-	-	-	-	-
Intergovernmental	38,637	37,729	-	52,135	-	(52,135)	-100.00%
Charges for Services	229,362	198,117	210,055	216,631	214,987	(1,644)	-0.76%
All Other Revenue	83,014	131,225	38,102	347,763	95,800	(251,963)	-72.45%
Total Revenues	351,013	367,070	248,157	616,529	310,787	(305,743)	-49.59%
Full-Time Equivalents (FTEs)							
Property Tax Funded	128.50	132.00	135.00	136.00	138.00	2.00	1.47%
Non-Property Tax Funded	1.00	1.00	-	1.00	-	(1.00)	-100.00%
Total FTEs	129.50	133.00	135.00	137.00	138.00	1.00	0.73%

Budget Summary by Fund

Fund	2016 Actual	2017 Actual	2018 Adopted	2018 Revised	2019 Budget	Amount Chg '18 Rev.-'19	% Chg '18 Rev.-'19
General Fund	10,326,449	11,119,791	11,477,366	11,477,366	12,628,515	1,151,149	10.03%
District Attorney Grants	43,958	34,208	19,000	328,662	19,000	(309,662)	-94.22%
Attorney Training	19,804	33,847	35,000	41,576	32,730	(8,846)	-21.28%
JAG Grants	72,325	2,681	-	52,135	-	(52,135)	-100.00%
Total Expenditures	10,462,536	11,190,527	11,531,366	11,899,738	12,680,245	780,507	6.56%

Significant Budget Adjustments from Prior Year Revised Budget

	Expenditures	Revenues	FTEs
Reduction in attorney grants due to one-time increase in the attorney trust	(309,662)	(251,963)	
Addition of 1.0 FTE Case Coordinator position	59,219		1.00
Addition of 1.0 FTE Office Assistant position	50,376		1.00
Elimination of 1.0 FTE Project Manager position	(45,000)		(1.00)
Addition of \$36,000 for handheld and portable radios	36,000		
Total	(209,067)	(251,963)	1.00

Budget Summary by Program

Program	Fund	2016 Actual	2017 Actual	2018 Adopted	2018 Revised	2019 Budget	% Chg '18 Rev.-'19	2019 FTEs
Administration	110	1,060,623	1,350,520	1,096,063	1,110,963	1,206,953	8.64%	9.95
Consumer Fraud	110	272,779	284,906	286,322	284,572	322,167	13.21%	3.50
Adult Diversion	110	157,836	165,475	169,797	169,297	178,225	5.27%	3.00
Traffic	110	388,096	439,431	519,241	485,241	473,161	-2.49%	7.45
Trial	110	3,264,011	3,629,457	3,831,761	3,882,361	4,442,260	14.42%	46.61
Juvenile	110	717,155	673,413	728,361	712,861	690,144	-3.19%	8.19
Appellate	110	697,144	724,565	738,685	731,185	837,350	14.52%	7.00
Case Coordination	110	529,194	614,897	649,477	647,227	787,118	21.61%	11.20
Investigation	110	603,508	633,772	661,303	667,203	712,861	6.84%	8.10
Records	110	317,834	244,658	329,110	321,110	284,481	-11.41%	5.00
Sedgwick Co. Drug Ct.	110	43,266	46,126	45,763	45,763	45,658	-0.23%	0.50
Witness Fees	110	28,625	25,123	30,000	30,000	30,000	0.00%	-
Sexual Assault Exam.	110	268,461	267,195	267,295	267,295	267,295	0.00%	-
Traffic Diversion	110	91,984	93,064	97,787	97,787	101,565	3.86%	1.40
Juvenile Diversion	110	285,044	293,365	309,579	311,579	320,964	3.01%	4.75
Child in Need of Care	110	1,189,737	1,213,822	1,295,960	1,294,560	1,446,036	11.70%	17.15
Financial & Econ. Crimes	110	411,152	420,004	420,860	418,360	482,278	15.28%	4.20
Consumer Education	259	482	-	-	-	-	0.00%	-
Juvenile Intervention Prg.	259	-	-	-	-	-	0.00%	-
Prosecution Attorney Tr.	259	29,985	20,548	-	296,470	-	-100.00%	-
Juvenile Div. UA Fees	259	13,491	13,660	19,000	19,000	19,000	0.00%	-
Training	216	19,804	33,847	35,000	41,576	32,730	-21.28%	-
Other Grants	Multi.	72,325	2,681	-	65,327	-	-100.00%	-
Total		10,462,536	11,190,527	11,531,366	11,899,738	12,680,245	6.56%	138.00

Personnel Summary By Fund

Position Titles	Fund	Grade	Budgeted Compensation Comparison			FTE Comparison		
			2018 Adopted	2018 Revised	2019 Budget	2018 Adopted	2018 Revised	2019 Budget
District Attorney	110	DA	150,785	154,555	154,555	1.00	1.00	1.00
Deputy District Attorney	110	DA	340,985	364,490	364,490	3.00	3.00	3.00
Chief Attorney	110	DA	912,985	983,370	983,370	10.00	10.00	10.00
Chief Executive Administrator	110	DA	93,618	95,946	95,946	1.00	1.00	1.00
Chief of Investigations	110	DA	84,372	86,481	86,481	1.00	1.00	1.00
Consumer Investigator	110	DA	61,800	63,337	63,337	1.00	1.00	1.00
Criminal Investigator	110	DA	261,662	268,204	268,204	5.00	5.00	5.00
Executive Assistant	110	DA	67,270	68,951	68,951	1.00	1.00	1.00
Information Technology Support	110	DA	73,962	75,811	75,811	1.00	1.00	1.00
Media Coordinator	110	DA	61,362	64,062	64,062	1.00	1.00	1.00
Senior Administrative Officer	110	DA	78,221	80,176	80,176	1.00	1.00	1.00
Senior Attorney	110	DA	1,048,290	1,141,505	1,141,505	13.00	13.00	13.00
Senior Systems Analyst	110	DA	57,000	58,425	58,425	1.00	1.00	1.00
Senior Victim Witness Coordinator	110	DA	57,880	59,315	59,315	1.00	1.00	1.00
Staff Attorney I	110	DA	397,172	403,941	403,941	7.00	7.00	7.00
Staff Attorney II	110	DA	718,586	806,482	806,482	12.00	12.00	12.00
Staff Attorney III	110	DA	672,315	741,092	741,092	10.00	10.00	10.00
Traffic Diversion Coordinator	110	DA	51,499	52,787	52,787	1.00	1.00	1.00
Application Manager	110	GRADE133	59,662	61,154	61,154	1.00	1.00	1.00
Program Manager	110	GRADE129	-	55,905	55,905	-	1.00	1.00
Administrative Technician	110	GRADE124	115,107	119,434	119,434	3.00	3.00	3.00
Charging Coordinator	110	GRADE124	39,832	40,830	40,830	1.00	1.00	1.00
Forensic Investigator	110	GRADE124	51,495	52,782	52,782	1.00	1.00	1.00
Program Manager	110	GRADE124	54,042	-	-	1.00	-	-
Senior Case Coordinator	110	GRADE124	46,093	48,175	48,175	1.00	1.00	1.00
Administrative Investigator	110	GRADE123	98,072	99,649	99,649	2.00	2.00	2.00
Case Coordinator	110	GRADE123	255,469	261,856	296,718	6.00	6.00	7.00
Discovery Coordinator	110	GRADE123	141,333	142,611	142,611	4.00	4.00	4.00
Diversion Case Coordinator	110	GRADE123	37,794	38,740	38,740	1.00	1.00	1.00
Docket Administration	110	GRADE123	45,124	46,251	46,251	1.00	1.00	1.00
Juvenile Case Coordinator	110	GRADE123	113,004	115,831	115,831	3.00	3.00	3.00
Legal Assistant	110	GRADE123	108,304	108,139	108,139	3.00	3.00	3.00
Victim Witness Coordinator	110	GRADE123	43,159	44,238	44,238	1.00	1.00	1.00
Administrative Assistant	110	GRADE120	712,471	718,400	718,400	20.00	20.00	20.00
Office Specialist	110	GRADE120	31,229	-	-	1.00	-	-
Diversion Assistant	110	GRADE118	27,791	28,486	28,486	1.00	1.00	1.00
Office Assistant	110	GRADE118	-	-	27,320	-	-	1.00
Traffic Assistant	110	GRADE118	61,999	63,548	63,548	2.00	2.00	2.00
Office Specialist	110	GRADE117	170,291	201,381	201,381	6.00	7.00	7.00
Crime Analyst	110	EXCEPT	79,120	85,280	85,280	2.00	2.00	2.00
PT Administrative Support	110	EXCEPT	20,800	42,640	42,640	1.00	2.00	2.00
Temp DA Summer Intern	110	EXCEPT	16,000	16,000	16,000	2.00	2.00	2.00
Project Manager	259	GRADE129	-	46,710	-	-	1.00	-
Subtotal					8,022,443			
Add:								
Budgeted Personnel Savings					-			
Compensation Adjustments					360,503			
Overtime/On Call/Holiday Pay					8,658			
Benefits					3,451,344			
Total Personnel Budget					11,842,948	135.00	137.00	138.00

• Administration

The Administration Unit provides general management, administrative, and technical support to all District Attorney programs. Such activities include human resource management, fiscal management, staff training, KORA/KOMA oversight, grants management, technology acquisition and maintenance, and public and law enforcement education on prosecution and court functions.

Fund(s): County General Fund 110

Expenditures	2016 Actual	2017 Actual	2018 Adopted	2018 Revised	2019 Budget	Amnt. Chg. '18 - '19	% Chg. '18 - '19
Personnel	999,693	1,028,222	1,039,363	1,059,363	1,174,347	114,983	10.9%
Contractual Services	25,018	29,801	38,900	39,400	32,456	(6,944)	-17.6%
Debt Service	-	-	-	-	-	-	0.0%
Commodities	11,913	20,735	17,800	12,200	150	(12,050)	-98.8%
Capital Improvements	-	-	-	-	-	-	0.0%
Capital Equipment	-	-	-	-	-	-	0.0%
Interfund Transfers	24,000	271,762	-	-	-	-	0.0%
Total Expenditures	1,060,623	1,350,520	1,096,063	1,110,963	1,206,953	95,989	8.6%
Revenues							
Taxes	-	-	-	-	-	-	0.0%
Intergovernmental	-	-	-	-	-	-	0.0%
Charges For Service	-	-	-	-	-	-	0.0%
All Other Revenue	1,087	1,338	1,096	1,096	1,600	504	46.0%
Total Revenues	1,087	1,338	1,096	1,096	1,600	504	46.0%
Full-Time Equivalentents (FTEs)	9.20	8.50	8.50	8.91	9.95	1.04	11.7%

• Consumer Fraud

The Consumer Protection Unit enforces the Kansas Consumer Protection Act and the Kansas Charitable Organization and Solicitations Act, along with several other state civil statutes. Attorneys and investigators within the unit assist citizens by investigating possible violations of the law and file formal legal actions when appropriate.

Fund(s): County General Fund 110

Expenditures	2016 Actual	2017 Actual	2018 Adopted	2018 Revised	2019 Budget	Amnt. Chg. '18 - '19	% Chg. '18 - '19
Personnel	265,819	277,182	275,322	275,322	310,664	35,343	12.8%
Contractual Services	3,045	5,278	5,500	6,500	5,350	(1,150)	-17.7%
Debt Service	-	-	-	-	-	-	0.0%
Commodities	3,915	2,445	5,500	2,750	6,153	3,403	123.7%
Capital Improvements	-	-	-	-	-	-	0.0%
Capital Equipment	-	-	-	-	-	-	0.0%
Interfund Transfers	-	-	-	-	-	-	0.0%
Total Expenditures	272,779	284,906	286,322	284,572	322,167	37,596	13.2%
Revenues							
Taxes	-	-	-	-	-	-	0.0%
Intergovernmental	-	-	-	-	-	-	0.0%
Charges For Service	-	-	-	-	-	-	0.0%
All Other Revenue	7,530	75,418	7,910	7,910	82,000	74,091	936.7%
Total Revenues	7,530	75,418	7,910	7,910	82,000	74,091	936.7%
Full-Time Equivalentents (FTEs)	4.00	3.60	3.60	3.24	3.50	0.26	8.0%

• Adult Diversion

The Adult Diversion Program enables qualified offenders charged with driving-under-the-influence (DUI) or certain non-violent criminal offenses to avoid a criminal conviction while being held accountable for their acts. Successful completion of a diversion program will result in the dismissal of criminal charges. Program requirements can include payment of restitution, correctional counseling, substance abuse or mental health treatment, community service work, and payment of costs, fines, and other fees.

Fund(s): County General Fund 110

Expenditures	2016 Actual	2017 Actual	2018 Adopted	2018 Revised	2019 Budget	Amnt. Chg. '18 - '19	% Chg. '18 - '19
Personnel	153,794	160,878	165,297	165,297	174,275	8,978	5.4%
Contractual Services	1,000	573	2,500	1,500	1,700	200	13.3%
Debt Service	-	-	-	-	-	-	0.0%
Commodities	1,542	4,024	2,000	2,500	2,250	(250)	-10.0%
Capital Improvements	1,500	-	-	-	-	-	0.0%
Capital Equipment	-	-	-	-	-	-	0.0%
Interfund Transfers	-	-	-	-	-	-	0.0%
Total Expenditures	157,836	165,475	169,797	169,297	178,225	8,928	5.3%
Revenues							
Taxes	-	-	-	-	-	-	0.0%
Intergovernmental	-	-	-	-	-	-	0.0%
Charges For Service	62,127	51,014	26,990	26,990	60,257	33,267	123.3%
All Other Revenue	-	-	-	-	-	-	0.0%
Total Revenues	62,127	51,014	26,990	26,990	60,257	33,267	123.3%
Full-Time Equivalents (FTEs)	3.00	3.00	3.00	3.00	3.00	-	0.0%

• Traffic

The Traffic Unit prosecutes violations of the Kansas Uniform Act regulating traffic, drivers' license violations, and seat belt violations. Such violations include driving-under-the-influence of alcohol (DUI), driving while suspended (DWS), reckless driving, fleeing or attempting to elude a law enforcement officer, driving without insurance, transporting open containers of alcohol, and numerous traffic infractions. In addition, the Traffic Unit's responsibilities include handling of fish and game cases.

Fund(s): County General Fund 110

Expenditures	2016 Actual	2017 Actual	2018 Adopted	2018 Revised	2019 Budget	Amnt. Chg. '18 - '19	% Chg. '18 - '19
Personnel	371,685	419,452	492,741	472,741	449,661	(23,080)	-4.9%
Contractual Services	7,693	9,685	16,500	8,000	13,500	5,500	68.8%
Debt Service	-	-	-	-	-	-	0.0%
Commodities	8,717	10,294	10,000	4,500	10,000	5,500	122.2%
Capital Improvements	-	-	-	-	-	-	0.0%
Capital Equipment	-	-	-	-	-	-	0.0%
Interfund Transfers	-	-	-	-	-	-	0.0%
Total Expenditures	388,096	439,431	519,241	485,241	473,161	(12,080)	-2.5%
Revenues							
Taxes	-	-	-	-	-	-	0.0%
Intergovernmental	-	-	-	-	-	-	0.0%
Charges For Service	-	-	-	-	-	-	0.0%
All Other Revenue	665	466	687	687	585	(102)	-14.8%
Total Revenues	665	466	687	687	585	(102)	-14.8%
Full-Time Equivalents (FTEs)	8.75	8.75	8.75	7.45	7.45	-	0.0%

• Trial

The Trial Division is responsible for the majority of criminal prosecutions in the 18th Judicial District. Attorneys meet with law enforcement agencies, review their investigations, and determine whether criminal prosecutions should commence. Specialized prosecution units within the Trial Division have been created because of unique needs and dynamics associated with certain types of crimes. These units include Sex Crimes, Domestic Violence, Gang and Violent Crimes, Financial Crimes, and Drug Offenses. Other responsibilities include community education efforts, training activities to assist law enforcement, arranging extraditions, conducting inquisitions, and assisting law enforcement with requests for search warrants.

Fund(s): County General Fund 110

Expenditures	2016 Actual	2017 Actual	2018 Adopted	2018 Revised	2019 Budget	Amnt. Chg. '18 - '19	% Chg. '18 - '19
Personnel	3,148,910	3,475,265	3,709,259	3,709,259	4,247,761	538,502	14.5%
Contractual Services	54,551	75,267	73,500	86,600	88,653	2,053	2.4%
Debt Service	-	-	-	-	-	-	0.0%
Commodities	60,550	44,905	49,002	86,502	69,846	(16,656)	-19.3%
Capital Improvements	-	-	-	-	-	-	0.0%
Capital Equipment	-	34,021	-	-	36,000	36,000	0.0%
Interfund Transfers	-	-	-	-	-	-	0.0%
Total Expenditures	3,264,011	3,629,457	3,831,761	3,882,361	4,442,260	559,899	14.4%
Revenues							
Taxes	-	-	-	-	-	-	0.0%
Intergovernmental	-	-	-	-	-	-	0.0%
Charges For Service	-	-	-	-	-	-	0.0%
All Other Revenue	98	307	98	98	314	216	220.8%
Total Revenues	98	307	98	98	314	216	220.8%
Full-Time Equivalents (FTEs)	37.81	41.09	44.09	45.24	46.61	1.37	3.0%

• Juvenile

Operating within the Kansas Juvenile Justice Code, the Juvenile Unit prosecutes juvenile offenders alleged to have violated the laws of the State of Kansas.

Fund(s): County General Fund 110

Expenditures	2016 Actual	2017 Actual	2018 Adopted	2018 Revised	2019 Budget	Amnt. Chg. '18 - '19	% Chg. '18 - '19
Personnel	680,868	656,519	689,761	689,761	655,134	(34,627)	-5.0%
Contractual Services	14,266	12,453	15,500	12,500	15,000	2,500	20.0%
Debt Service	-	-	-	-	-	-	0.0%
Commodities	19,421	4,441	23,100	10,600	20,010	9,410	88.8%
Capital Improvements	2,600	-	-	-	-	-	0.0%
Capital Equipment	-	-	-	-	-	-	0.0%
Interfund Transfers	-	-	-	-	-	-	0.0%
Total Expenditures	717,155	673,413	728,361	712,861	690,144	(22,717)	-3.2%
Revenues							
Taxes	-	-	-	-	-	-	0.0%
Intergovernmental	-	-	-	-	-	-	0.0%
Charges For Service	-	-	-	-	-	-	0.0%
All Other Revenue	125	327	125	125	333	208	166.7%
Total Revenues	125	327	125	125	333	208	166.7%
Full-Time Equivalents (FTEs)	9.64	9.76	9.76	9.46	8.19	(1.27)	-13.4%

• Appellate

The Appellate Unit prosecutes and defends criminal and civil appeals and original actions before the Kansas appellate courts, federal district courts, federal courts of appeals, and the United States Supreme Court. Additionally, the Appellate Unit is responsible for post-conviction work, which includes pro se motions filed in criminal cases, motions to have sentences vacated, and habeas corpus proceedings. Within the Office of the District Attorney, the Appellate Unit provides the other units with legal support and advice regarding Kansas laws.

Fund(s): County General Fund 110

Expenditures	2016 Actual	2017 Actual	2018 Adopted	2018 Revised	2019 Budget	Amnt. Chg. '18 - '19	% Chg. '18 - '19
Personnel	674,911	710,660	710,685	710,685	804,350	93,664	13.2%
Contractual Services	15,300	11,612	18,000	15,000	28,000	13,000	86.7%
Debt Service	-	-	-	-	-	-	0.0%
Commodities	4,933	2,293	10,000	5,500	5,000	(500)	-9.1%
Capital Improvements	1,999	-	-	-	-	-	0.0%
Capital Equipment	-	-	-	-	-	-	0.0%
Interfund Transfers	-	-	-	-	-	-	0.0%
Total Expenditures	697,144	724,565	738,685	731,185	837,350	106,164	14.5%
Revenues							
Taxes	-	-	-	-	-	-	0.0%
Intergovernmental	-	-	-	-	-	-	0.0%
Charges For Service	-	-	-	-	-	-	0.0%
All Other Revenue	-	-	-	-	-	-	0.0%
Total Revenues	-	-	-	-	-	-	0.0%
Full-Time Equivalents (FTEs)	7.00	7.00	7.00	7.25	7.00	(0.25)	-3.4%

• Case Coordination

The Case Coordination Unit works closely with attorneys and acts as a liaison between the criminal justice system and the public. Communication with crime victims and witnesses is facilitated through this unit. Coordinators educate, inform, and assist victims and witnesses in the criminal justice process. They also coordinate victim and witness court appearances, provide victim notification as mandated by state law, and ensure subpoenas are issued and served.

Fund(s): County General Fund 110

Expenditures	2016 Actual	2017 Actual	2018 Adopted	2018 Revised	2019 Budget	Amnt. Chg. '18 - '19	% Chg. '18 - '19
Personnel	524,719	608,349	637,127	637,127	776,469	139,343	21.9%
Contractual Services	1,278	3,744	3,100	2,350	3,149	799	34.0%
Debt Service	-	-	-	-	-	-	0.0%
Commodities	3,197	2,804	9,250	7,750	7,500	(250)	-3.2%
Capital Improvements	-	-	-	-	-	-	0.0%
Capital Equipment	-	-	-	-	-	-	0.0%
Interfund Transfers	-	-	-	-	-	-	0.0%
Total Expenditures	529,194	614,897	649,477	647,227	787,118	139,892	21.6%
Revenues							
Taxes	-	-	-	-	-	-	0.0%
Intergovernmental	-	-	-	-	-	-	0.0%
Charges For Service	-	-	-	-	-	-	0.0%
All Other Revenue	20	10	20	20	10	(10)	-49.0%
Total Revenues	20	10	20	20	10	(10)	-49.0%
Full-Time Equivalents (FTEs)	8.20	9.70	9.70	9.70	11.20	1.50	15.5%

• Investigation

The Investigation Unit serves subpoenas, interviews witnesses, transports witnesses to and from the courthouse for hearings and interviews, assists with investigations of alleged open meetings and records violations, conducts criminal investigations on cases referred from outside law enforcement agencies, and coordinates and assists with investigations where law enforcement has exercised force, up to and including deadly force. This Unit is also responsible for conducting background and criminal history checks of defendants in pending criminal cases and expungement proceedings, as well as applicants for employment within the District Attorney's Office.

Fund(s): County General Fund 110

Expenditures	2016 Actual	2017 Actual	2018 Adopted	2018 Revised	2019 Budget	Amnt. Chg. '18 - '19	% Chg. '18 - '19
Personnel	567,668	588,694	619,719	619,719	675,317	55,598	9.0%
Contractual Services	33,876	38,903	38,185	39,085	36,844	(2,241)	-5.7%
Debt Service	-	-	-	-	-	-	0.0%
Commodities	1,964	6,176	3,400	8,400	700	(7,700)	-91.7%
Capital Improvements	-	-	-	-	-	-	0.0%
Capital Equipment	-	-	-	-	-	-	0.0%
Interfund Transfers	-	-	-	-	-	-	0.0%
Total Expenditures	603,508	633,772	661,303	667,203	712,861	45,658	6.8%
Revenues							
Taxes	-	-	-	-	-	-	0.0%
Intergovernmental	-	-	-	-	-	-	0.0%
Charges For Service	-	-	-	-	-	-	0.0%
All Other Revenue	70	-	70	70	-	(70)	-100.0%
Total Revenues	70	-	70	70	-	(70)	-100.0%
Full-Time Equivalents (FTEs)	7.30	7.60	7.60	7.60	8.10	0.50	6.6%

• Records

The Records Unit is responsible for the overall management of case records that include investigative reports received from law enforcement, legal documents, transcripts, correspondence, restitution information, and criminal history information. Staff arranges the storage and retrieval of case files and archival materials for all areas of the District Attorney's Office.

Fund(s): County General Fund 110

Expenditures	2016 Actual	2017 Actual	2018 Adopted	2018 Revised	2019 Budget	Amnt. Chg. '18 - '19	% Chg. '18 - '19
Personnel	242,228	206,446	272,810	272,810	239,845	(32,966)	-12.1%
Contractual Services	27,508	26,800	27,300	29,300	27,750	(1,550)	-5.3%
Debt Service	-	-	-	-	-	-	0.0%
Commodities	48,099	11,411	29,000	19,000	16,886	(2,114)	-11.1%
Capital Improvements	-	-	-	-	-	-	0.0%
Capital Equipment	-	-	-	-	-	-	0.0%
Interfund Transfers	-	-	-	-	-	-	0.0%
Total Expenditures	317,834	244,658	329,110	321,110	284,481	(36,630)	-11.4%
Revenues							
Taxes	-	-	-	-	-	-	0.0%
Intergovernmental	-	-	-	-	-	-	0.0%
Charges For Service	-	-	-	-	-	-	0.0%
All Other Revenue	65	-	67	67	-	(67)	-100.0%
Total Revenues	65	-	67	67	-	(67)	-100.0%
Full-Time Equivalents (FTEs)	6.75	5.45	5.45	5.60	5.00	(0.60)	-10.7%

• Sedgwick County Drug Court Program

The Sedgwick County Drug Court, which began in 2008, is designed to serve eligible probation violation offenders who have been identified as drug or alcohol dependent. Individuals receive specialized treatment and supervision to help them gain a new lifestyle through recovery from drugs and alcohol. This program is a multi-discipline partnership with COMCARE, the Division of Corrections, and the District Court.

Fund(s): County General Fund 110							
Expenditures	2016 Actual	2017 Actual	2018 Adopted	2018 Revised	2019 Budget	Amnt. Chg. '18 - '19	% Chg. '18 - '19
Personnel	42,884	45,773	45,313	45,313	45,108	(205)	-0.5%
Contractual Services	258	241	350	350	300	(50)	-14.3%
Debt Service	-	-	-	-	-	-	0.0%
Commodities	124	112	100	100	250	150	150.0%
Capital Improvements	-	-	-	-	-	-	0.0%
Capital Equipment	-	-	-	-	-	-	0.0%
Interfund Transfers	-	-	-	-	-	-	0.0%
Total Expenditures	43,266	46,126	45,763	45,763	45,658	(105)	-0.2%
Revenues							
Taxes	-	-	-	-	-	-	0.0%
Intergovernmental	-	-	-	-	-	-	0.0%
Charges For Service	-	-	-	-	-	-	0.0%
All Other Revenue	-	-	-	-	-	-	0.0%
Total Revenues	-	-	-	-	-	-	0.0%
Full-Time Equivalents (FTEs)	0.50	0.50	0.50	0.50	0.50	-	0.0%

• Witness Fees

Pursuant to Kansas law, counties provide funds for witness fees and associated travel expenses when witnesses are called to attend any hearing or inquisition. These fees may include such expenses as transportation to and from the Sedgwick County Courthouse, lodging for witnesses from out of town, and a per diem food reimbursement.

Fund(s): County General Fund 110							
Expenditures	2016 Actual	2017 Actual	2018 Adopted	2018 Revised	2019 Budget	Amnt. Chg. '18 - '19	% Chg. '18 - '19
Personnel	-	-	-	-	-	-	0.0%
Contractual Services	27,910	24,421	30,000	29,000	29,000	-	0.0%
Debt Service	-	-	-	-	-	-	0.0%
Commodities	715	702	-	1,000	1,000	-	0.0%
Capital Improvements	-	-	-	-	-	-	0.0%
Capital Equipment	-	-	-	-	-	-	0.0%
Interfund Transfers	-	-	-	-	-	-	0.0%
Total Expenditures	28,625	25,123	30,000	30,000	30,000	-	0.0%
Revenues							
Taxes	-	-	-	-	-	-	0.0%
Intergovernmental	-	-	-	-	-	-	0.0%
Charges For Service	-	-	-	-	-	-	0.0%
All Other Revenue	5,108	5,475	5,107	5,107	6,000	893	17.5%
Total Revenues	5,108	5,475	5,107	5,107	6,000	893	17.5%
Full-Time Equivalents (FTEs)	-	-	-	-	-	-	0.0%

• Sexual Assault Examinations

Pursuant to Kansas law, counties provide for the payment of the costs associated with sexual assault examinations determined necessary for the collection of evidence.

Fund(s): County General Fund 110

Expenditures	2016 Actual	2017 Actual	2018 Adopted	2018 Revised	2019 Budget	Amnt. Chg. '18 - '19	% Chg. '18 - '19
Personnel	-	-	-	-	-	-	0.0%
Contractual Services	268,461	267,195	267,295	267,295	267,295	-	0.0%
Debt Service	-	-	-	-	-	-	0.0%
Commodities	-	-	-	-	-	-	0.0%
Capital Improvements	-	-	-	-	-	-	0.0%
Capital Equipment	-	-	-	-	-	-	0.0%
Interfund Transfers	-	-	-	-	-	-	0.0%
Total Expenditures	268,461	267,195	267,295	267,295	267,295	-	0.0%
Revenues							
Taxes	-	-	-	-	-	-	0.0%
Intergovernmental	-	-	-	-	-	-	0.0%
Charges For Service	-	-	-	-	-	-	0.0%
All Other Revenue	4,426	4,020	4,900	4,900	4,100	(800)	-16.3%
Total Revenues	4,426	4,020	4,900	4,900	4,100	(800)	-16.3%
Full-Time Equivalents (FTEs)	-	-	-	-	-	-	0.0%

• Traffic Diversion

Traffic Diversion enables qualified adults to avoid a conviction while being held accountable for their violation of traffic laws through payment of costs, fines, and education programs if warranted. Upon the successful completion of the program, charges are dismissed.

Fund(s): County General Fund 110

Expenditures	2016 Actual	2017 Actual	2018 Adopted	2018 Revised	2019 Budget	Amnt. Chg. '18 - '19	% Chg. '18 - '19
Personnel	91,662	93,022	97,037	97,037	100,865	3,828	3.9%
Contractual Services	49	41	550	550	500	(50)	-9.1%
Debt Service	-	-	-	-	-	-	0.0%
Commodities	274	-	200	200	200	-	0.0%
Capital Improvements	-	-	-	-	-	-	0.0%
Capital Equipment	-	-	-	-	-	-	0.0%
Interfund Transfers	-	-	-	-	-	-	0.0%
Total Expenditures	91,984	93,064	97,787	97,787	101,565	3,778	3.9%
Revenues							
Taxes	-	-	-	-	-	-	0.0%
Intergovernmental	-	-	-	-	-	-	0.0%
Charges For Service	108,013	90,987	111,826	111,826	89,000	(22,826)	-20.4%
All Other Revenue	-	-	-	-	-	-	0.0%
Total Revenues	108,013	90,987	111,826	111,826	89,000	(22,826)	-20.4%
Full-Time Equivalents (FTEs)	1.40	1.40	1.40	1.40	1.40	-	0.0%

• Juvenile Diversion

The Juvenile Diversion Program enables qualified juvenile offenders who successfully complete an offender diversion program to avoid adjudication for crimes committed. Youth who are approved for the program must accept responsibility for the offense and sign an agreement, which outlines all of the requirements of diversion. Program requirements may include a combination of payment of restitution, correctional counseling, substance abuse and mental health treatment, community service work, and payment of costs and fees.

Fund(s): County General Fund 110

Expenditures	2016 Actual	2017 Actual	2018 Adopted	2018 Revised	2019 Budget	Amnt. Chg. '18 - '19	% Chg. '18 - '19
Personnel	281,663	288,214	307,104	307,104	318,839	11,734	3.8%
Contractual Services	564	629	1,250	2,250	1,125	(1,125)	-50.0%
Debt Service	-	-	-	-	-	-	0.0%
Commodities	1,017	4,522	1,225	2,225	1,000	(1,225)	-55.1%
Capital Improvements	1,799	-	-	-	-	-	0.0%
Capital Equipment	-	-	-	-	-	-	0.0%
Interfund Transfers	-	-	-	-	-	-	0.0%
Total Expenditures	285,044	293,365	309,579	311,579	320,964	9,384	3.0%
Revenues							
Taxes	-	-	-	-	-	-	0.0%
Intergovernmental	-	-	-	-	-	-	0.0%
Charges For Service	17,164	13,214	17,160	17,160	14,000	(3,160)	-18.4%
All Other Revenue	7	-	7	7	-	(7)	-100.0%
Total Revenues	17,170	13,214	17,167	17,167	14,000	(3,167)	-18.4%
Full-Time Equivalents (FTEs)	5.10	4.60	4.60	4.60	4.75	0.15	3.3%

• Child in Need of Care

The Child in Need of Care (CINC) Unit has the protection of children as its primary responsibility. The CINC Unit is comprised of a Deputy District Attorney, staff attorneys, and support personnel whose obligation it is to screen cases and when appropriate file petitions alleging abuse or neglect. District Attorney staff work closely with Kansas Department for Children and Families (DCF) agency personnel and private contract providers. Once a case has been initiated, staff attorneys attend court proceedings in accordance with Kansas Code for the Care of Children, K.S.A. 38-1510.

Fund(s): County General Fund 110

Expenditures	2016 Actual	2017 Actual	2018 Adopted	2018 Revised	2019 Budget	Amnt. Chg. '18 - '19	% Chg. '18 - '19
Personnel	1,154,362	1,181,172	1,259,460	1,259,460	1,411,536	152,076	12.1%
Contractual Services	17,875	21,831	22,500	23,500	21,500	(2,000)	-8.5%
Debt Service	-	-	-	-	-	-	0.0%
Commodities	13,385	10,819	14,000	11,600	13,000	1,400	12.1%
Capital Improvements	4,114	-	-	-	-	-	0.0%
Capital Equipment	-	-	-	-	-	-	0.0%
Interfund Transfers	-	-	-	-	-	-	0.0%
Total Expenditures	1,189,737	1,213,822	1,295,960	1,294,560	1,446,036	151,476	11.7%
Revenues							
Taxes	-	-	-	-	-	-	0.0%
Intergovernmental	-	-	-	-	-	-	0.0%
Charges For Service	-	-	-	-	-	-	0.0%
All Other Revenue	83	337	83	83	343	260	313.1%
Total Revenues	83	337	83	83	343	260	313.1%
Full-Time Equivalents (FTEs)	16.45	16.95	16.95	17.95	17.15	(0.80)	-4.5%

• Financial & Economic Crimes

The Financial and Economic Crimes Unit prosecutes crimes affecting property owners, businesses, and employers in Sedgwick County. Economic crimes include forgery, identity theft, elder abuse, burglary, and theft of property, money, and services. Prosecutors in this unit work with local law enforcement, citizens, financial institutions, and businesses to bring the community’s chronic offenders to justice and collect restitution where possible.

Fund(s): County General Fund 110

Expenditures	2016 Actual	2017 Actual	2018 Adopted	2018 Revised	2019 Budget	Amnt. Chg. '18 - '19	% Chg. '18 - '19
Personnel	402,493	406,523	406,860	406,860	458,778	51,917	12.8%
Contractual Services	6,246	11,679	10,500	8,000	20,000	12,000	150.0%
Debt Service	-	-	-	-	-	-	0.0%
Commodities	2,413	1,802	3,500	3,500	3,500	-	0.0%
Capital Improvements	-	-	-	-	-	-	0.0%
Capital Equipment	-	-	-	-	-	-	0.0%
Interfund Transfers	-	-	-	-	-	-	0.0%
Total Expenditures	411,152	420,004	420,860	418,360	482,278	63,917	15.3%
Revenues							
Taxes	-	-	-	-	-	-	0.0%
Intergovernmental	-	-	-	-	-	-	0.0%
Charges For Service	-	-	-	-	-	-	0.0%
All Other Revenue	-	-	-	-	-	-	0.0%
Total Revenues	-	-	-	-	-	-	0.0%
Full-Time Equivalents (FTEs)	3.40	4.10	4.10	4.10	4.20	0.10	2.4%

• Consumer Education

The Division's Media Coordinator provides regular news releases containing consumer fraud warnings and educational updates. Information is disseminated utilizing email, social media, and formal news conference settings.

Fund(s): District Attorney - Grants 259

Expenditures	2016 Actual	2017 Actual	2018 Adopted	2018 Revised	2019 Budget	Amnt. Chg. '18 - '19	% Chg. '18 - '19
Personnel	482	-	-	-	-	-	0.0%
Contractual Services	-	-	-	-	-	-	0.0%
Debt Service	-	-	-	-	-	-	0.0%
Commodities	-	-	-	-	-	-	0.0%
Capital Improvements	-	-	-	-	-	-	0.0%
Capital Equipment	-	-	-	-	-	-	0.0%
Interfund Transfers	-	-	-	-	-	-	0.0%
Total Expenditures	482	-	-	-	-	-	0.0%
Revenues							
Taxes	-	-	-	-	-	-	0.0%
Intergovernmental	-	-	-	-	-	-	0.0%
Charges For Service	-	-	-	-	-	-	0.0%
All Other Revenue	17,213	-	17,212	17,212	-	(17,212)	-100.0%
Total Revenues	17,213	-	17,212	17,212	-	(17,212)	-100.0%
Full-Time Equivalents (FTEs)	-	-	-	-	-	-	0.0%

• Juvenile Intervention Program

The Juvenile Intervention Program provides a range of services to youth who are juvenile offenders. The diversion program enables qualified juvenile offenders to avoid adjudication for crimes committed upon the successful completion of a diversion program tailored to the unique circumstances surrounding the youth and associated crime. This program is jointly funded by Sedgwick County and the Juvenile Justice Authority of the State of Kansas.

Fund(s): District Attorney - Grants 259

Expenditures	2016 Actual	2017 Actual	2018 Adopted	2018 Revised	2019 Budget	Amnt. Chg. '18 - '19	% Chg. '18 - '19
Personnel	-	-	-	-	-	-	0.0%
Contractual Services	-	-	-	-	-	-	0.0%
Debt Service	-	-	-	-	-	-	0.0%
Commodities	-	-	-	-	-	-	0.0%
Capital Improvements	-	-	-	-	-	-	0.0%
Capital Equipment	-	-	-	-	-	-	0.0%
Interfund Transfers	-	-	-	-	-	-	0.0%
Total Expenditures	-	-	-	-	-	-	0.0%
Revenues							
Taxes	-	-	-	-	-	-	0.0%
Intergovernmental	-	-	-	-	-	-	0.0%
Charges For Service	80	-	80	80	-	(80)	-100.0%
All Other Revenue	-	-	-	-	-	-	0.0%
Total Revenues	80	-	80	80	-	(80)	-100.0%
Full-Time Equivalents (FTEs)	1.00	1.00	-	1.00	-	(1.00)	-100.0%

• Prosecution Attorney Trust

Funding for the Prosecution Attorney Trust Fund is provided from proceeds received from assets disposed under the Kansas Asset Seizure and Forfeiture Act (K.S.A. 65-7014). Monies are administered at the discretion of the District Attorney, however, expenditures are conducted within statutory guidelines and are limited to law enforcement related expenses.

Fund(s): District Attorney - Grants 259

Expenditures	2016 Actual	2017 Actual	2018 Adopted	2018 Revised	2019 Budget	Amnt. Chg. '18 - '19	% Chg. '18 - '19
Personnel	-	-	-	-	-	-	0.0%
Contractual Services	24,792	10,944	-	148,235	-	(148,235)	-100.0%
Debt Service	-	-	-	-	-	-	0.0%
Commodities	5,193	9,603	-	148,235	-	(148,235)	-100.0%
Capital Improvements	-	-	-	-	-	-	0.0%
Capital Equipment	-	-	-	-	-	-	0.0%
Interfund Transfers	-	-	-	-	-	-	0.0%
Total Expenditures	29,985	20,548	-	296,470	-	(296,470)	-100.0%
Revenues							
Taxes	-	-	-	-	-	-	0.0%
Intergovernmental	-	-	-	-	-	-	0.0%
Charges For Service	-	-	-	-	-	-	0.0%
All Other Revenue	46,153	43,506	362	296,832	491	(296,341)	-99.8%
Total Revenues	46,153	43,506	362	296,832	491	(296,341)	-99.8%
Full-Time Equivalents (FTEs)	-	-	-	-	-	-	0.0%

• Juvenile Diversion UA Fees

Juvenile Diversion Urinalysis Fees is a program that supports urinalysis fees for those individuals in the program.

Fund(s): District Attorney - Grants 259

Expenditures	2016 Actual	2017 Actual	2018 Adopted	2018 Revised	2019 Budget	Amnt. Chg. '18 - '19	% Chg. '18 - '19
Personnel	-	-	-	-	-	-	0.0%
Contractual Services	13,491	13,660	19,000	19,000	19,000	-	0.0%
Debt Service	-	-	-	-	-	-	0.0%
Commodities	-	-	-	-	-	-	0.0%
Capital Improvements	-	-	-	-	-	-	0.0%
Capital Equipment	-	-	-	-	-	-	0.0%
Interfund Transfers	-	-	-	-	-	-	0.0%
Total Expenditures	13,491	13,660	19,000	19,000	19,000	-	0.0%
Revenues							
Taxes	-	-	-	-	-	-	0.0%
Intergovernmental	-	-	-	-	-	-	0.0%
Charges For Service	12,317	11,443	19,000	19,000	19,000	-	0.0%
All Other Revenue	-	-	-	-	-	-	0.0%
Total Revenues	12,317	11,443	19,000	19,000	19,000	-	0.0%
Full-Time Equivalents (FTEs)	-	-	-	-	-	-	0.0%

• Training

The Prosecuting Attorney Training Fund is used as a funding source to provide legal education/training opportunities for staff in the District Attorney's Office. This fund is authorized under KSA 28-170a, establishing a \$2.00 fee per criminal case to be collected by the District Court and deposited in the Prosecutors' Training Fund 18002-216. Expenditures are conducted in accordance with statutory guidelines.

Fund(s): Prosecuting Attorney Training 216

Expenditures	2016 Actual	2017 Actual	2018 Adopted	2018 Revised	2019 Budget	Amnt. Chg. '18 - '19	% Chg. '18 - '19
Personnel	-	-	-	-	-	-	0.0%
Contractual Services	19,804	33,847	30,000	36,576	30,000	(6,576)	-18.0%
Debt Service	-	-	-	-	-	-	0.0%
Commodities	-	-	5,000	5,000	2,730	(2,270)	-45.4%
Capital Improvements	-	-	-	-	-	-	0.0%
Capital Equipment	-	-	-	-	-	-	0.0%
Interfund Transfers	-	-	-	-	-	-	0.0%
Total Expenditures	19,804	33,847	35,000	41,576	32,730	(8,846)	-21.3%
Revenues							
Taxes	-	-	-	-	-	-	0.0%
Intergovernmental	-	-	-	-	-	-	0.0%
Charges For Service	29,662	31,459	35,000	41,576	32,730	(8,846)	-21.3%
All Other Revenue	358	-	358	358	-	(358)	-100.0%
Total Revenues	30,020	31,459	35,358	41,934	32,730	(9,204)	-21.9%
Full-Time Equivalents (FTEs)	-	-	-	-	-	-	0.0%

• District Attorney Other Grants

Each year, the District Attorney’s Office receives a variety of grants from both the state and federal government. These grants include Justice Assistance Grants (JAG) for software and software upgrades.

Fund(s): District Attorney - Grants 259 / Jag Grants 263								
Expenditures	2016 Actual	2017 Actual	2018 Adopted	2018 Revised	2019 Budget	Amnt. Chg. '18 - '19	% Chg. '18 - '19	
Personnel	-	-	-	-	-	-	0.0%	
Contractual Services	16,825	-	-	47,162	-	(47,162)	-100.0%	
Debt Service	-	-	-	-	-	-	0.0%	
Commodities	20,995	2,681	-	18,165	-	(18,165)	-100.0%	
Capital Improvements	-	-	-	-	-	-	0.0%	
Capital Equipment	34,505	-	-	-	-	-	0.0%	
Interfund Transfers	-	-	-	-	-	-	0.0%	
Total Expenditures	72,325	2,681	-	65,327	-	(65,327)	-100.0%	
Revenues								
Taxes	-	-	-	-	-	-	0.0%	
Intergovernmental	38,637	37,729	-	52,135	-	(52,135)	-100.0%	
Charges For Service	-	-	-	-	-	-	0.0%	
All Other Revenue	7	21	-	13,192	23	(13,169)	-99.8%	
Total Revenues	38,644	37,751	-	65,327	23	(65,304)	-100.0%	
Full-Time Equivalents (FTEs)	-	-	-	-	-	-	0.0%	