

Sedgwick County Department of Public Services November Division Highlights Report

Sedgwick County Division on Aging

Options Counseling	JAN	FEB	MAR	APR	MAY	JUN	JUL	AUG	SEP	OCT	NOV	DEC	TOTAL	AVG
2016	349	339	375	354	506	384	317	395	297	343	319	381	4,359	363
2017	439	403	465	375	421	403	309	368	303	281	281	241	4,289	357
2018	347	347	367	541	396	344	361	361	252	432	333		4,081	371
Information & Referral Assistance (I&RA)	JAN	FEB	MAR	APR	MAY	JUN	JUL	AUG	SEP	OCT	NOV	DEC	TOTAL	AVG
2016	3,298	3,182	3,177	3,595	3,595	3,761	3,483	4,935	4,210	3,063	1,977	2,964	41,240	3,437
2017	3,702	3,160	3,678	3,141	3,555	4,118	3,618	4,037	3,481	4,114	4,114	2,737	43,455	3,621
2018	3,314	2,161	3,117	2,021	3,134	3,258	3,035	3,299	2,794	3,793	3,054		32,980	2,998
Medicaid Waiver Assessment	JAN	FEB	MAR	APR	MAY	JUN	JUL	AUG	SEP	OCT	NOV	DEC	TOTAL	AVG
2016	433	464	461	481	443	488	519	577	520	503	422	504	5,815	485
2017	531	483	628	548	548	565	443	569	552	494	543	613	6,517	543
2018	633	601	608	619	589	511	581	563	453	622	457		6,237	567
Home Delivered Meals, Mill Levy	JAN	FEB	MAR	APR	MAY	JUN	JUL	AUG	SEP	OCT	NOV	DEC	TOTAL	AVG
2016	3,348	3,208	3,411	3,082	3,273	3,230	3,569	4,128	3,613	3,802	3,765	4,203	42,632	3,553
2017	3,540	3,294	3,865	3,491	4,026	4,125	3,320	4,147	3,467	3,954	4,115	3,850	45,194	3,766
2018	3,948	3,468	3,887	3,800	4,113	3,664	3,819	4,147	3,312	3,962	3,371		41,491	3,772
Sedgwick County Transportation (SCT)	JAN	FEB	MAR	APR	MAY	JUN	JUL	AUG	SEP	OCT	NOV	DEC	TOTAL	AVG
2016	1,277	1,533	1,486	1,385	1,463	1,531	1,450	1,006	1,600	1,551	1,487	1,323	17,092	1,424
2017	1,434	1,459	1,625	1,547	1,584	1,652	1,540	1,717	2,169	1,617	1,395	1,280	19,019	1,585
2018	1,330	1,217	1,250	1,497	1,486	1,392	1,466	1,382	1,541	1,434	1,338		15,333	1,394



COMCARE of Sedgwick County

Crisis Observation Unit	JAN	FEB	MAR	APR	MAY	JUN	JUL	AUG	SEP	OCT	NOV	DEC	TOTAL	AVG
2015	1	30	89	101	112	123	121	122	88	91	84	95	1057	88
2016	100	91	99	85	93	102	104	80	94	87	86	75	1096	91
2017	83	65	90	82	82	86	96	98	80	83	68	63	976	81
2018	78	70	70	81	77	63	76	89	84	90	77		855	78
Children's Crisis Unit	JAN	FEB	MAR	APR	MAY	JUN	JUL	AUG	SEP	OCT	NOV	DEC	TOTAL	AVG
2015	5	13	5	9	12	8	7	6	3	6	9	8	91	8
2016	8	9	12	8	5	10	2	3	1	0	0	0	58	5
2017	0	0	7	6	5	3	1	4	6	5	6	4	47	4
2018	7	3	6	8	2	2	0	4	3	1	2		38	3
Sobering Unit	JAN	FEB	MAR	APR	MAY	JUN	JUL	AUG	SEP	OCT	NOV	DEC	TOTAL	AVG
2015	N/A	10	56	25	30	43	22	45	22	22	35	28	338	31
2016	27	26	37	28	30	39	20	32	32	36	40	32	379	32
2017	51	40	64	36	30	45	42	42	29	38	25	26	468	39
2018	33	28	32	25	27	37	32	26	34	22	25		321	29
Detox Unit	JAN	FEB	MAR	APR	MAY	JUN	JUL	AUG	SEP	OCT	NOV	DEC	TOTAL	AVG
2015	N/A	N/A	N/A	N/A	20	49	43	54	64	58	54	69	411	51
2016	61	65	57	68	61	57	49	45	65	79	86	69	762	64
2017	84	79	92	85	89	99	121	121	113	96	98	94	1171	98
2018	99	95	89	100	102	84	114	110	98	92	92		1075	98

- COMCARE staff participated in the Butler Community College Health and Wellness fair on November 17, 2018, – highlighting COMCARE services and employment opportunities.



Sedgwick County Developmental Disability Organization

Total Individuals Eligible	JAN	FEB	MAR	APR	MAY	JUN	JULY	AUG	SEPT	OCT	NOV	DEC	AVG
2018	2525	2514	2517	2520	2523	2529	2543	2543	2544	2532	2533		2529
2017	2566	2565	2559	2542	2543	2544	2547	2553	2556	2556	2516	2520	2547
2016	2561	2567	2564	2548	2556	2565	2570	2583	2594	2602	2603	2592	2575
Individuals Waiting for Services	JAN	FEB	MAR	APR	MAY	JUN	JULY	AUG	SEPT	OCT	NOV	DEC	AVG
2018	949	916	919	924	918	866	904	928	930	932	937		920
2017	984	980	970	932	934	902	906	978	981	958	937	942	950
2016	1011	1010	1006	987	968	954	953	1014	1015	1000	996	994	992
Options Counseling Transactions	JAN	FEB	MAR	APR	MAY	JUN	JULY	AUG	SEPT	OCT	NOV	DEC	AVG
2018	106	70	65	70	60	99	94	53	56	73	39		71
2017	48	36	72	53	70	80	48	77	62	107	95	101	71
2016	63	65	85	49	64	72	58	93	70	56	50	69	66
Intakes Completed	JAN	FEB	MAR	APR	MAY	JUN	JULY	AUG	SEPT	OCT	NOV	DEC	AVG
2018	16	9	10	9	7	8	11	17	8	10	10		10
2017	6	6	11	7	12	7	13	13	11	13	11	13	10
2016	5	8	10	7	9	11	9	12	3	4	7	5	8



Functional Assessments Completed	JAN	FEB	MAR	APR	MAY	JUN	JULY	AUG	SEPT	OCT	NOV	DEC	AVG
2018	163	135	154	148	168	149	150	163	163	166	165		157
2017	220	150	193	223	174	186	207	207	216	226	179	198	198
2016	155	154	128	127	139	149	157	217	121	348	187	187	172

- During the month of November, Sedgwick County Developmental Disability Organization (SCDDO) Quality Assurance Staff completed 19 day and 22 residential program visits.
- Representatives from the State of Oregon contacted the SCDDO to learn more about our NADD Training Initiative on mental health approaches for individuals with intellectual/developmental disabilities. SCDDO Director, Dee Nighswonger, hosted a technical assistance call with Oregon staff. Oregon learned about the initiative from Dee’s presentation at the NADD conference in October.
- November 28th the Sedgwick County Business Leadership Network (BLN) hosted a lunch and learn entitled “Untapped Potential: Finding, Retaining & Maximizing Veteran Talent.” Dr. Christopher Stone shared information on the unique experiences and challenges faced by members of the United States armed forces as they transition to the civilian workforce. The session covered recruitment, selection, onboarding and retention best practices.
- One of the Sedgwick County Project SEARCH Interns secured full-time employment at Center Industries in November. Center Industries is a diverse manufacturing firm that is dedicated to providing dignified employment opportunities for individuals with disabilities. Employees receive a competitive wage for their work as part of a fully integrated work force.
- In other Project SEARCH news, the interns participated in the first round of mock interviews and resume reviews. Business Advisory Committee (BAC) volunteers through the BLN conducted the interviews and reviewed resumes. Constructive feedback is provided to the interns with the goal of ensuring they are fully prepared to compete in the job market upon graduation.



Sedgwick County Division of Health

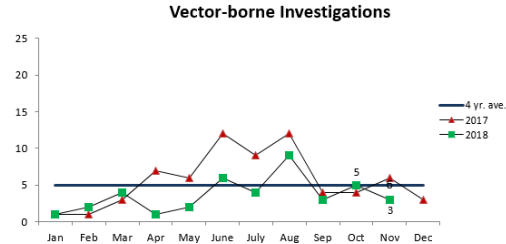
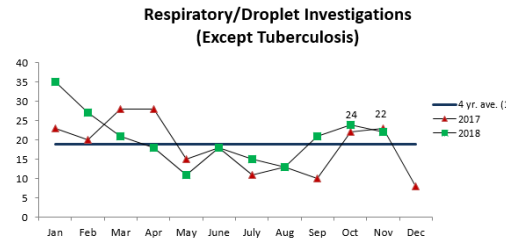
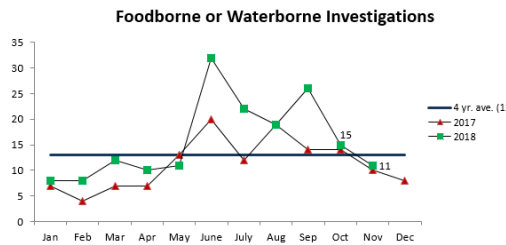
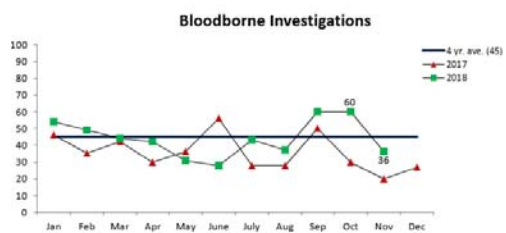
- **Community Health Advocates (CHAs):**
 - Because of a partnership with SCDOH staff, on November 26, the owner of 21st Street Barber College began providing education about community health services to staff and new students.
 - On November 2, the SCDOH launched an on-line Community Health Improvement Plan (CHIP) Data Reporting System that makes it easy for partners to report the number and location of CHIP activities. Created by Sedgwick County GIS, the system has extensive mapping capabilities that show where partner work occurs. Partners are currently using the new system, an improvement over previously emailed data.
 - CHAs have presented to 1,691 individuals since January 2018.
- **Epidemiology:**
 - In November, Epidemiology began influenza (flu) surveillance reports in the weekly EpiLink report sent out via email every Friday. If you are interested in receiving EpiLink, email DiseaseReport@sedgwick.gov. The best ways to prevent influenza are getting your annual flu shot and washing your hands frequently.
 - On November 20, an Epidemiology staff member presented to 58 students in WSU's Introduction to Epidemiology course. The Epidemiologist presented information about disease investigation and the role of the local health department during a disease outbreak. Students also completed a small data analysis assignment to demonstrate how epidemiologists analyze data and report on disease investigations to the public.
- **Immunizations** During the month of November, the Immunization Program conducted four influenza mobile clinics. The clinics were held at the Salvation Army, Interfaith Homeless Shelter, and Union Rescue Mission. Flu shots were administered to a total of 34 homeless customers.
- **Women, Infants and Children (WIC):** The Sedgwick WIC enrolled caseload shows 12,447 clients: 2,791 women, 2,798 infants, and 6,858 children under age five.



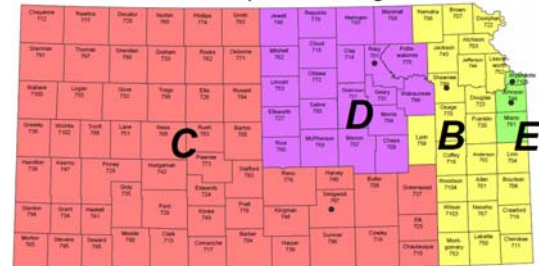
Sedgwick County Division of Health
Selected Kansas Notifiable Conditions
Number of New Investigations by Date Investigation Started ^a

	2018 Nov.	2017 Nov.	2018 YTD	2017 YTD	4 Year Average Per Month
Bloodborne Transmission					
Hepatitis B, chronic	8	9	171	125	15
Hepatitis B, follow newborn of positive mom	3	0	26	22	2
Hepatitis C, chronic	25	11	188	251	28
Foodborne and Waterborne Transmission					
Campylobacteriosis	6	6	89	69	7
Shiga toxin-producing <i>Escherichia coli</i> ^b	3	0	26	13	2
Salmonellosis ^b	2	4	59	45	4
Other Reportable Conditions					
Elevated Blood Lead ^c	12	13	140	180	Not available ^c
Respiratory/Droplet Transmission					
Pertussis	8	12	71	69	7
<i>Streptococcus pneumoniae</i> , invasive disease	6	6	65	76	5
Tuberculosis – new active, suspect, and TB disease	11	10	224	262	23 ^e
Varicella (chickenpox)	8	5	84	66	7
Sexual Transmission^d					
Syphilis ^f	39	72 ^g	509	1137	86 ^e
HIV/AIDS ^f	14	23 ^g	217	262 ^g	26 ^e
Vector-Borne Transmission					
Lyme disease	0	2	14	26	2
Spotted fever rickettsiosis	3	4	23	38	2
West Nile virus, non-neuroinvasive	0	0	3	1	1

Monthly Trends of the Selected Investigations Shown on the Table



Disease Intervention Specialist Assignment Areas



Sedgwick County Disease Intervention Specialists Investigate Sexually Transmitted Infections in the 57 Counties Shown in Red (C)

^a The most commonly reported notifiable conditions are listed in this table which shows the investigations performed by Sedgwick County staff (an indicator of workload and potential outbreaks). The numbers include suspect, probable and confirmed cases; people with positive screening tests; and contacts of cases.
^b Beginning January 2016, reports of salmonellosis or Shiga toxin-producing *E. coli* infection are investigated by KDHE and are shown on the table.
^c Beginning April 1, 2016, all elevated blood lead reports of ≥ 5 $\mu\text{g}/\text{dL}$ are investigated by SCDOH staff. From January 1, 2014 through March 31, 2016 elevated blood lead reports of ≥ 10 $\mu\text{g}/\text{dL}$ were investigated.
^d In cooperation with the Kansas Department of Health and Environment, Sedgwick County staff performs investigations of syphilis and HIV/AIDS in 57 Kansas counties. These data are shown in the table. Beginning January 2016, chlamydia and gonorrhea reports are investigated by KDHE (http://www.kdheks.gov/sti_hiv/sti_reports.htm).
^e Two year average per month.
^f Both 2016 and 2017 investigations are calculated using a new methodology (by date report created in case management system).
^g 2016 reflects Sedgwick County staff shortages and training of new investigators.



Sedgwick County...
working for you

Selected Activities Workload Report

SEDGWICK COUNTY
DIVISION OF HEALTH

November 2018

Published:

Page 1 of 2

Activity	Program	Nov 2018	Nov 2017	YTD 2018	YTD 2017	Reason for Variance
Clinical Encounters ¹	Children's Dental Clinic – on-site services	82	96	885	895	
	Children's Dental Clinic – off-site screenings ²	4,016	NA	17,600	6,472	Hunter Health has asked CDC to assist with school screenings
	Early Detection Works ³	25	21	221	405	Changes in program screening criteria leading to a lower number of eligible participants account for the YTD decrease this year. Increases and decreases in the MTD are random.
	Family Planning	375	512	4,879	4,964	Appointment schedule was reduced due to 3 new staff in training.
	Healthy Babies	564	549	6,030	4,867	Increase in clients needing multiple services
	Immunizations & Health Screenings	1,123	820	12,583	10,410	MTD and YTD demands increased for the majority of vaccines offered. The Flu, Hep A, and MMR vaccines were among those showing an increased demand during the month. Demands for vaccines fluctuate for no obvious reason.
	Maternal Child Health Care Coordination (MCHCC)	52	72	690	838	MCHCC serves Family Planning and STI Clinic clients, so numbers in those programs affect MCHCC numbers.
	Sexually Transmitted Infections Clinic	212	214	2,318	2,380	
	Tuberculosis Control	102	211	1,907	2,825	Decrease due to shortened treatment protocol and statewide decrease in TB cases.
	Women, Infants, & Children (WIC) ⁴	4,089	3,875	38,647	41,535	*Based on Oct., 2018 WIC data. Caseload down over all.
Unduplicated Clients ⁵	Children's Dental Clinic	77	82	315	329	
	Early Detection Works ³	25	21	199	374	
	Family Planning	360	490	2,769	2,736	
	Healthy Babies Program – Primary Parent	418	359	687	741	Client retention has reduced the number of new clients.
	Immunizations & Health Screenings	1,047	744	9,538	7,909	
	Maternal Child Health Care Coordination (MCHCC)	52	72	690	838	
	Sexually Transmitted Infections Clinic	195	197	1,734	1,850	
	Tuberculosis Control	59	73	343	348	

¹ Clinical Encounters are documented face-to-face or over-the-phone contact between a SCDOH client and a SCDOH healthcare provider/practitioner for the purpose of providing healthcare service or assessing client health status.

² Off-site dental screenings are performed at Sedgwick County schools, health fairs and the Sedgwick County Juvenile Detention facility.

³ Early Detection Works is a program that provides breast & cervical cancer screening for women who qualify.

⁴ WIC numbers reflect the month prior to report month.

⁵ Unduplicated clients are the number of clients served. Each client is counted once during the reporting timeframe.



Sedgwick County...
working for you

Selected Activities Workload Report - continued

SEDGWICK COUNTY
DIVISION OF HEALTH

November 2018

Published:

Page 2 of 2

Activity	Program	Nov 2018	Nov 2017	YTD 2018	YTD 2017	Reason for Variance
Laboratory Tests ⁶	Tests sent out and performed in-house on SCDOH clients	1,437	1,449	16,257	17,271	
	Tests performed as contracted reference laboratory for clinics other than SCDOH	330	312	3,683	3,021	Reasons for the YTD increase are unknown, however the past year has seen a steady increase.
New Investigations ⁷	Animal Control – All	274	141	3,286	1,962	Increase efforts in nuisance patrols and animal transports in 2018.
	Animal Control – Animal bite	2	2	36	49	The number of bite investigations fluctuates.
	Epidemiology	96	114	1,136	1,283	Reports of disease fluctuate from month to month.
	Sexually Transmitted Infection (STI) Control	53	98	726	1,436	Personnel changes and cluster protocol limitations initiated by KDHE decrease overall numbers of reportable investigations.
	Tuberculosis (TB) Control	7	4	130	157	The number of TB investigations fluctuates from month to month. YTD decrease due to statewide decrease in TB cases.
Client Contacts ⁸	Epidemiology	496	668	4,851	5,475	Reports of disease fluctuate from month to month. The YTD increase in 2017 was due to a measles investigation in July with associated contact investigations and coordination with health partners.
	Sexually Transmitted Infection Control ⁹	41	44	528	783	Personnel changes limited the availability of DIS to see clients in the clinic but did not impact the total numbers of clients seen by other clinic programs.
	Women, Infants, & Children (WIC) ¹⁰	4,489	4,399	45,817	45,649	*Based on Oct., 2018 WIC data. Caseload down over all.
Outreach Events ¹¹	Animal Control	1	0	9	7	Presentations are provided at request or invitation by community organizations, schools or community fairs.
	Children's Dental Clinic	0	0	10	1	Dental has prioritized outreach this year
	Community Health Advocates	0	6	26	43	The type and number of outreach events fluctuates. Decrease in 2018 YTD numbers is the result of fewer CHAs volunteering and a decrease in traditional opportunities for outreach.
	Healthy Babies	1	0	20	8	Participated in World Prematurity Day and HB has made outreach a priority this year
Outreach Contacts ¹²	Community Health Advocates	0	260	1,691	4,454	The type and number of outreach events fluctuates. Decrease in 2018 YTD numbers is the result of fewer CHAs volunteering and a decrease in traditional opportunities for outreach.
	Healthy Babies	10	0	414	198	HB conducted a Community Outreach Day and has made outreach a priority this year

⁶ Number of laboratory tests performed by SCDOH laboratory, sent out to reference laboratories, and performed by SCDOH programs.

⁷ Number of field service calls (Animal Control) and total investigations of notifiable diseases (Epidemiology, STI Control and TB Control).

⁸ Client contacts are the number of phone calls, faxes, emails and in-person consultation to clients or health partners regarding health education or disease investigation and control about clients. Client contacts are provided by SCDOH staff that are not healthcare providers/practitioners or are not for the purpose of providing a healthcare service or assessing clinical health status.

⁹ In-clinic consultation counts only.

¹⁰ WIC numbers reflect the month prior to report month.

¹¹ Outreach events are presentations to health partners/community groups and booths at community fairs/other events for the purpose of educating about health-related topics.

¹² Outreach contacts are the number of people who attended outreach events that are presentations, trainings, or other events where attendance is accurately calculated.