

Sedgwick County Department of Public Services January 2019 Division Highlights Report

Sedgwick County Division on Aging

Options Counseling	JAN	FEB	MAR	APR	MAY	JUN	JUL	AUG	SEP	OCT	NOV	DEC	TOTAL	AVG
2016	349	339	375	354	506	384	317	395	297	343	319	381	4,359	363
2017	439	403	465	375	421	403	309	368	303	281	281	241	4,289	357
2018	347	347	367	541	396	344	361	361	252	432	333	342	4,423	369
2019	404												404	404
Information & Referral Assistance (I&RA)	JAN	FEB	MAR	APR	MAY	JUN	JUL	AUG	SEP	OCT	NOV	DEC	TOTAL	AVG
2016	3,298	3,182	3,177	3,595	3,595	3,761	3,483	4,935	4,210	3,063	1,977	2,964	41,240	3,437
2017	3,702	3,160	3,678	3,141	3,555	4,118	3,618	4,037	3,481	4,114	4,114	2,737	43,455	3,621
2018	3,314	2,161	3,117	2,021	3,134	3,258	3,035	3,299	2,794	3,793	3,054	2,433	35,413	2,951
2019	2,984												2,984	2,984
Medicaid Waiver Assessment	JAN	FEB	MAR	APR	MAY	JUN	JUL	AUG	SEP	OCT	NOV	DEC	TOTAL	AVG
2016	433	464	461	481	443	488	519	577	520	503	422	504	5,815	485
2017	531	483	628	548	548	565	443	569	552	494	543	613	6,517	543
2018	633	601	608	619	589	511	581	563	453	622	457	493	6,730	561
2019	581												581	581
Home Delivered Meals, Mill Levy	JAN	FEB	MAR	APR	MAY	JUN	JUL	AUG	SEP	OCT	NOV	DEC	TOTAL	AVG
2016	3,348	3,208	3,411	3,082	3,273	3,230	3,569	4,128	3,613	3,802	3,765	4,203	42,632	3,553
2017	3,540	3,294	3,865	3,491	4,026	4,125	3,320	4,147	3,467	3,954	4,115	3,850	45,194	3,766
2018	3,948	3,468	3,887	3,800	4,113	3,664	3,819	4,147	3,312	3,962	3,371	3,516	45,007	3,751
2019	3,590												3,590	3,590
Sedgwick County Transportation (SCT)	JAN	FEB	MAR	APR	MAY	JUN	JUL	AUG	SEP	OCT	NOV	DEC	TOTAL	AVG
2016	1,277	1,533	1,486	1,385	1,463	1,531	1,450	1,006	1,600	1,551	1,487	1,323	17,092	1,424
2017	1,434	1,459	1,625	1,547	1,584	1,652	1,540	1,717	2,169	1,617	1,395	1,280	19,019	1,585
2018	1,330	1,217	1,250	1,497	1,486	1,392	1,466	1,382	1,541	1,434	1,338	1,097	16,430	1,369
2019	1,274												1,274	1,274

- The Caregiver Coordinator completed A Matter of Balance (AMOB) master trainer class in November 2018. AMOB is an evidence based education and exercise program promoting health through fall prevention. Our staff member remains the only certified master trainer in Kansas. In January, the first train-the-trainer class was held for new coaches and re-certification class for current AMOB trainers. Both events were a success with thirty-three (33) participants completing increasing availability, of AMOB coaches and classes in the community.
- The RSVP Volunteer Program links adults 55 and older with meaningful volunteer opportunities throughout Wichita and Sedgwick County. In January, the RSVP program collected donations for the Child Advocacy Center of Sedgwick County (CACSC) in recognition of Martin Luther King Jr. Day of Service. The donation drive was successful in collecting a variety of items for a total dollar impact of \$500.



- The Older Americans Act (OAA) Nutrition Program provides meals in congregate sites (group setting), and individual home-delivered meals to home-bound program participants. These essential services provide nutritious healthy meals to older adults preventing malnourishment, delaying chronic disease, provide an opportunity for social interaction and enable seniors to remain at home in the community. Since 2017, Aging has worked to expand the Nutrition Program services to include Choosing Healthy Appetizing Meal Plan Solutions for Seniors (CHAMPSS) programming with menu options. Working with the Susan B. Allen Hospital in El Dorado, KS, CHAMPSS launched in 2018; offering participants the flexibility to choose different entrees at any time of day dining within the required nutritional guidelines established by the Supplemental Nutrition Assistance Program (SNAP). At the one year anniversary for CHAMPSS service in El Dorado, customers continue to grow with 100 registered and favorable client satisfaction. The OAA Coordinator continues to work with Senior Services, Inc. in Wichita to expand CHOICE meal services to Sedgwick County participants to increase the number of days entrée meal choice is available and addition of medically necessary meals.
- **Success Story:** In 2018, the OAA Program Coordinator conducted a review of the Older Americans Act Nutrition Program and congregate meal services. Analysis of population statistics and service utilization identified potential for new congregate site opportunities to expand the Nutrition program. In collaboration with the Harvey County Department on Aging Director and area stakeholders in Butler, Harvey and Sedgwick County, six (6) new congregate sites and one new kitchen in Harvey County were opened in 2018. Central Plains Area Agency on Aging (CPAAA) was the only Area Agency on Aging in Kansas to expand Nutrition program services with new congregate meal sites in 2018.



COMCARE of Sedgwick County

Crisis Observation Unit	JAN	FEB	MAR	APR	MAY	JUN	JUL	AUG	SEP	OCT	NOV	DEC	TOTAL	AVG
2015	1	30	89	101	112	123	121	122	88	91	84	95	1057	88
2016	100	91	99	85	93	102	104	80	94	87	86	75	1096	91
2017	83	65	90	82	82	86	96	98	80	83	68	63	976	81
2018	78	70	70	81	77	63	76	89	84	90	77	75	930	78
2019	86												86	86
Children's Crisis Unit	JAN	FEB	MAR	APR	MAY	JUN	JUL	AUG	SEP	OCT	NOV	DEC	TOTAL	AVG
2015	5	13	5	9	12	8	7	6	3	6	9	8	91	8
2016	8	9	12	8	5	10	2	3	1	0	0	0	58	5
2017	0	0	7	6	5	3	1	4	6	5	6	4	47	4
2018	7	3	6	8	2	2	0	4	3	1	2	1	39	3
2019	3												3	3
Sobering Unit	JAN	FEB	MAR	APR	MAY	JUN	JUL	AUG	SEP	OCT	NOV	DEC	TOTAL	AVG
2015	N/A	10	56	25	30	43	22	45	22	22	35	28	338	31
2016	27	26	37	28	30	39	20	32	32	36	40	32	379	32
2017	51	40	64	36	30	45	42	42	29	38	25	26	468	39
2018	33	28	32	25	27	37	32	26	34	22	25	20	341	28
2019	28												28	28
Detox Unit	JAN	FEB	MAR	APR	MAY	JUN	JUL	AUG	SEP	OCT	NOV	DEC	TOTAL	AVG
2015	N/A	N/A	N/A	N/A	20	49	43	54	64	58	54	69	411	51
2016	61	65	57	68	61	57	49	45	65	79	86	69	762	64
2017	84	79	92	85	89	99	121	121	113	96	98	94	1171	98
2018	99	95	89	100	102	84	114	110	98	92	92	92	1167	97
2019	76												76	76

- Good work continues on COMCARE’s new electronic record upgrade. COMCARE’s implementation team meets regularly with the Netsmart Implementation Team. They will reach a milestone the week of March 12th, when Netsmart will be onsite for several days to demonstrate the clinical, billing and managed care models already built based on COMCARE workflow and need. Our IT team has also been trained on forms development and has started the work needed to replicate forms in our new system. All of this is time and labor intensive, but we are still on track to go live Jan. 1, 2020.
- Kathy Busch, Kansas Board of Education Chair toured the school mental health pilot at North and West High Schools. COMCARE, the USD 259 Superintendent and Deputy Superintendent were all in attendance.
- Their SOAR expert participated in a SOAR Child Leadership Academy to learn more but the processes for filing for benefits on behalf of children.



COMCARE cont.

- COMCARE's Housing Expert, as a member of the Subcommittee on Housing and Homelessness, attended a KDADS Housing first conference in Topeka. Attendees discussed what needs to be in place in order to ensure that Kansas as a whole implements the Housing First Model.
- Kyle Kessler, Executive Director of the Association of Community Mental Health Centers of Kansas and his team are actively testifying in key legislative committees promoting the need for increased funding for behavioral health services enhanced Medicaid rates for behavioral health codes, etc. Lots of activity, but no formal updates to provide.
- COMCARE and Via Christi have collectively presented testimony in four committees the need for sustainable funding for crisis centers, additional funding to implement medical detox and planning money for the community collaboration. Response to their testimony has been favorable with many Senators and Representatives indicating they will support funding proposals as they come out of budget committees. Again, it is early in the session and no promises are being made at this point.



Sedgwick County Developmental Disability Organization

Total Individuals Eligible	JAN	FEB	MAR	APR	MAY	JUN	JULY	AUG	SEPT	OCT	NOV	DEC	AVG
2019	2534												2534
2018	2525	2514	2517	2520	2523	2529	2543	2543	2544	2532	2533	2535	2530
2017	2566	2565	2559	2542	2543	2544	2547	2553	2556	2556	2516	2520	2547
Individuals Waiting for Services	JAN	FEB	MAR	APR	MAY	JUN	JULY	AUG	SEPT	OCT	NOV	DEC	AVG
2019	935												935
2018	949	916	919	924	918	866	904	928	930	932	937	936	922
2017	984	980	970	932	934	902	906	978	981	958	937	942	950
Options Counseling Transactions	JAN	FEB	MAR	APR	MAY	JUN	JULY	AUG	SEPT	OCT	NOV	DEC	AVG
2019	36												36
2018	106	70	65	70	60	99	94	53	56	73	39	39	69
2017	48	36	72	53	70	80	48	77	62	107	95	101	71
Intakes Completed	JAN	FEB	MAR	APR	MAY	JUN	JULY	AUG	SEPT	OCT	NOV	DEC	AVG
2019	11												11
2018	16	9	10	9	7	8	11	17	8	10	10	6	10
2017	6	6	11	7	12	7	13	13	11	13	11	13	10
Functional Assessments Completed	JAN	FEB	MAR	APR	MAY	JUN	JULY	AUG	SEPT	OCT	NOV	DEC	AVG
2019	164												164
2018	163	135	154	148	168	149	150	163	163	166	165	162	157
2017	220	150	193	223	174	186	207	207	216	226	179	198	198

- During the month of January, Sedgwick County Developmental Disability Organization (SCDDO) Quality Assurance Staff completed 8 day and 17 residential program visits.
- The first quarter meeting of the Sedgwick County Community Council was held January 25th. Ryan Farley with Hinkle Law Firm presented on guardianship. Mr. Farley provided a nice overview of what guardianship is, how it differs from conservatorship and the limits on guardians.
- Two new affiliates were added to the SCDDO provider network in January. Restoration Family Services and KVC Behavioral Healthcare are the new affiliates. Both agencies are licensed child placing agencies and will provide children’s residential supports. Restoration Family Services is also affiliated to provide overnight respite.
- SCDDO hosted a recognition event January 25th for NADD trainers. The trainers are volunteers qualified to teach the NADD Mental Health Approaches to Intellectual/Developmental Disabilities curriculum. This training is a key component of SCDDO’s effort to improve the availability of behavioral health care to individuals with
-



SCDDO cont.

- Intellectual/developmental disabilities (IDD). With the trainings scheduled for February, there will be over 400 individuals in Sedgwick County trained to better work with individuals with co-occurring needs.
- Wichita State University's Community Engagement Institute: Center for Applied Research & Evaluation presented their findings on the experience of Direct Support Professionals and Targeted Case Managers with trauma & traumatic stress. The study found that while the population had higher than average compassion satisfaction scores they also expressed higher than average burnout and secondary traumatic stress. What this means is that while we have an IDD system workforce that loves their work, it is critically important to recognize and understand that these staff are vulnerable and potentially dealing with their own trauma presenting a powerful opportunity to support human resources in affiliate network organizations.

Sedgwick County Division of Health *

- Epidemiology: On January 30, Epidemiology staff conducted "Introduction to Infectious Diseases" training for 29 Sedgwick County Sheriff and Wichita Police Department recruits. The training covers information about common infectious diseases; how to prevent disease transmission; and how recruits can protect themselves from infectious disease while on the job.
- Women, Infants and Children (WIC): The Sedgwick County WIC caseload shows 2,753 women, 2,729 infants, and 6,795 children under age five enrolled in the program and total of 12,277 participants.

*Please see attached Sedgwick County Division of Health Reports.



Sedgwick County...
working for you

Sedgwick County Department of Public Services

316-660-7674 525 N. Main, Suite 343, Wichita, KS 67203 www.sedgwickcounty.org



*Sedgwick County...
working for you*

Selected Activities Workload Report

**SEDGWICK COUNTY
DIVISION OF HEALTH**

January 2019

Published:

Page 1 of 2

Activity	Program	January 2019	January 2018	YTD 2019	YTD 2018	Reason for Variance
Clinical Encounters ^{1.}	Children's Dental Clinic – on-site services	51	51	51	51	
	Children's Dental Clinic – off-site screenings ^{2.}	4,216	2,406	4,216	18,920	SCDOH is supporting Hunter Health with screenings
	Early Detection Works ^{3.}	31	21	31	21	Enrollment number can randomly increase for no apparent reason.
	Family Planning	447	543	447	543	Changes in the way male wellness exams are being counted was a large contributing factor to the decrease in number.
	Healthy Babies	611	591	611	591	
	Immunizations & Health Screenings	928	997	928	997	
	Maternal Child Health Care Coordination (MCHCC)	88	84	88	84	
	Sexually Transmitted Infections Clinic	234	218	234	218	
	Tuberculosis Control	95	224	95	224	YTD decrease due to statewide decrease in TB cases.
	Women, Infants, & Children (WIC) ^{4.}	3322	3724	3322	3724	Based on Dec.2018 WIC data. Caseload down.
Unduplicated Clients ^{5.}	Children's Dental Clinic	47	44	47	44	
	Early Detection Works ^{3.}	31	20	31	20	
	Family Planning	429	531	429	531	
	Healthy Babies Program – Primary Parent	414	342	414	342	
	Immunizations & Health Screenings	847	929	847	929	
	Maternal Child Health Care Coordination (MCHCC)	88	84	88	84	
	Sexually Transmitted Infections Clinic	216	196	216	196	
	Tuberculosis Control	49	82	49	82	YTD decrease due to statewide decrease in TB cases.

^{1.} Clinical Encounters are documented face-to-face or over-the-phone contact between a SCDOH client and a SCDOH healthcare provider/practitioner for the purpose of providing healthcare service or assessing client health status.

^{2.} Off-site dental screenings are performed at Sedgwick County schools, health fairs and the Sedgwick County Juvenile Detention facility.

^{3.} Early Detection Works is a program that provides breast & cervical cancer screening for women who qualify.

^{4.} WIC numbers reflect the month prior to report month.

^{5.} Unduplicated clients are the number of clients served. Each client is counted once during the reporting timeframe.



Sedgwick County...
working for you

Selected Activities Workload Report - continued

SEDGWICK COUNTY
DIVISION OF HEALTH

January 2019

Published:

Page 2 of 2

Activity	Program	January 2019	January 2018	YTD 2019	YTD 2018	Reason for Variance
Laboratory Tests ⁶ .	Tests sent out and performed in-house on SCDOH clients	1,686	1,581	1,686	1,581	
	Tests performed as contracted reference laboratory for clinics other than SCDOH	386	318	386	318	DOH does not track the reasons for increases in number of lab tests sent by the community health clinics. It is assumed they seek to improve their outreach. This number has been increasing the past two years, resulting in part from new clinic sites opening.
New Investigations ⁷ .	Animal Control – All	252	153	252	153	Increase efforts in nuisance patrols and animal transports in 2019.
	Animal Control – Animal bite	4	2	4	2	The number of bite investigations fluctuates.
	Epidemiology	69	122	69	122	Reports of disease fluctuate from month to month.
	Sexually Transmitted Infection (STI) Control (DIS)	51	101	51	101	Personnel changes and cluster protocol limitations initiated by KDHE decrease overall numbers of reportable investigations. YTD 2018 investigations reflect 57 counties assigned; 2019 reflects 8 counties due to KDHE reassignment.
	Tuberculosis (TB) Control	14	19	14	19	YTD decrease due to statewide decrease in TB cases.
Client Contacts ⁸ .	Epidemiology	417	604	417	604	Reports of disease fluctuate from month to month.
	Sexually Transmitted Infection Control ⁹ .	16	69	16	69	Personnel changes and cluster protocol limitations initiated by KDHE decrease overall numbers of reportable investigations.
	Women, Infants, & Children (WIC) ¹⁰ .	3506	4001	3506	4001	Based on Dec. 2018 WIC data. Caseload down
Outreach Events ¹¹ .	Animal Control	0			0	Presentations are provided at request or invitation by community organizations, schools or community fairs.
	Children's Dental Clinic	1	?	1	10	CDC will continue efforts to increase outreach to community through health fairs, school health fairs and other opportunities as they arise
	Community Health Advocates	6	2	6	2	In The type and number of outreach events fluctuates. Increase in 2019 January numbers is the result of CHAs volunteering at the Annual MLK Community Celebration and ongoing Community Listening Sessions.
	Healthy Babies	1	0	1	0	
Outreach Contacts ¹² .	Community Health Advocates	427	153	427	153	See outreach event notes
	Healthy Babies	30	64	30	64	We no longer provide outreach to 2 of the locations that we provided outreach to in 2018.

⁶ Number of laboratory tests performed by SCDOH laboratory, sent out to reference laboratories, and performed by SCDOH programs.

⁷ Number of field service calls (Animal Control) and total investigations of notifiable diseases (Epidemiology, STI Control and TB Control).

⁸ Client contacts are the number of phone calls, faxes, emails and in-person consultation to clients or health partners regarding health education or disease investigation and control about clients. Client contacts are provided by SCDOH staff that are not healthcare providers/practitioners or are not for the purpose of providing a healthcare service or assessing clinical health status.

⁹ In-clinic consultation counts only.

¹⁰ WIC numbers reflect the month prior to report month.

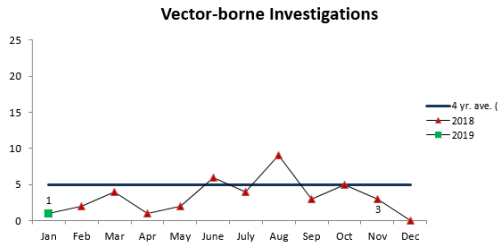
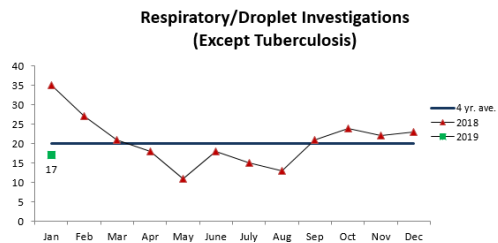
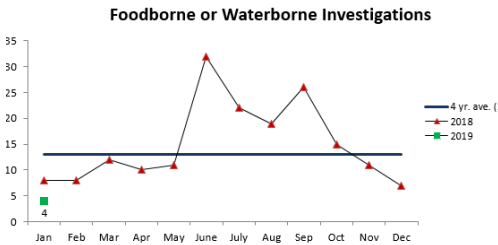
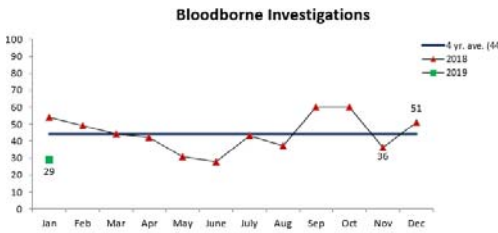
¹¹ Outreach events are presentations to health partners/community groups and booths at community fairs/other events for the purpose of educating about health-related topics.

¹² Outreach contacts are the number of people who attended outreach events that are presentations, trainings, or other events where attendance is accurately calculated.

Sedgwick County Division of Health
Selected Kansas Notifiable Conditions
Number of New Investigations by Date Investigation Started ^a.

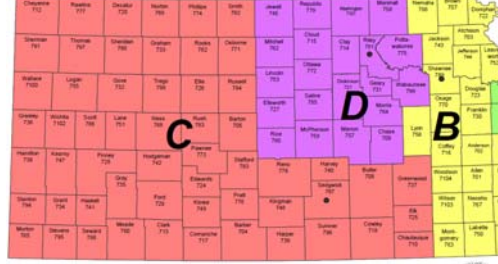
	2019 January	2018 January	2019 YTD	2018 YTD	4 Year Average Per Month
Bloodborne Transmission					
Hepatitis B, chronic	6	25	6	25	15
Hepatitis B, follow newborn of positive mom	3	3	3	3	2
Hepatitis C, chronic	20	26	20	26	28
Foodborne and Waterborne Transmission					
Campylobacteriosis	1	3	1	3	7
Shiga toxin-producing <i>Escherichia coli</i> ^b	1	1	1	1	2
Salmonellosis ^b	2	4	2	4	4
Other Reportable Conditions					
Elevated Blood Lead ^c	11	6	11	6	Not available ^c
Respiratory/Droplet Transmission					
Pertussis	2	15	2	15	7
<i>Streptococcus pneumoniae</i> , invasive disease	8	12	8	12	5
Tuberculosis – new active, suspect, and TB disease	5	12	5	12	23 ^e
Varicella (chickenpox)	7	8	7	8	7
Sexual Transmission^d					
Syphilis ^f	41	47 ^g	41	47 ^g	86 ^e
HIV/AIDS ^f	6	54 ^g	6	54 ^g	26 ^e
Vector-Borne Transmission					
Lyme disease	0	1	0	1	2
Spotted fever rickettsiosis	1	0	1	0	2
West Nile virus, non-neuroinvasive	0	0	0	0	1

Monthly Trends of the Selected Investigations Shown on the Table



^a The most commonly reported notifiable conditions are listed in this table which shows the investigations performed by Sedgwick County staff (an indicator of workload and potential outbreaks). The numbers include suspect, probable and confirmed cases; people with positive screening tests; and contacts of cases.
^b Beginning January 2016, reports of salmonellosis or Shiga toxin-producing *E. coli* infection are investigated by KDHE and are shown on the table.
^c Beginning April 1, 2016, all elevated blood lead reports of ≥ 5 $\mu\text{g}/\text{dL}$ are investigated by SCDOH staff. From January 1, 2014 through March 31, 2016 elevated blood lead reports of ≥ 10 $\mu\text{g}/\text{dL}$ were investigated.
^d In cooperation with the Kansas Department of Health and Environment, Sedgwick County staff performs investigations of syphilis and HIV/AIDS in 57 Kansas counties. These data are shown in the table. Beginning January 2016, chlamydia and gonorrhea reports are investigated by KDHE (http://www.kdheks.gov/sti_hiv/sti_reports.htm).
^e Two year average per month.
^f Both 2016 and 2017 investigations are calculated using a new methodology (by date report created in case management system).
^g 2016 reflects Sedgwick County staff shortages and training of new investigators.

Disease Intervention Specialist Assignment Areas



Sedgwick County Disease Intervention Specialists Investigate Sexually Transmitted Infections in the 57 Counties Shown in Red (C)

Sedgwick County Division of Health

Selected Kansas Notifiable Disease Conditions

Quarterly Report - Number of Cases by Date of Onset or Surrogate Date ^a.

	2018		2017		2016		2015	
	Oct.-Dec.	YTD	Oct.-Dec.	YTD	Oct.-Dec.	YTD	Oct.-Dec.	YTD
Bloodborne Transmission								
Hepatitis B, chronic ^b .	0	11	1	11	5	24	6	45
Hepatitis C, chronic ^b .	24	211	38	204	38	247	66	335
Foodborne and Waterborne Transmission								
Campylobacteriosis ^c	12	94	14	75	12	91	7	58
Giardiasis ^c	7	22	1	15	2	16	5	11
Salmonellosis ^c	7	60	5	48	9	50	22	54
Respiratory/Droplet Transmission								
Pertussis ^c	14	47	9	44	20	31	8	74
<i>Streptococcus pneumoniae</i> , invasive disease ^b	19	77	14	84	21	70	14	32
Tuberculosis, active disease ^d	0	4	0	7	4	10	2	12
Tuberculosis infection ^e	18	94	18	112	24	129	25	106
Varicella (chickenpox) ^c	11	58	2	37	8	61	7	34
Vector-Borne Transmission								
Lyme disease ^c	0	1	0	6	1	5	0	6
Rocky Mountain spotted fever ^c	1	11	0	11	0	7	0	6
West Nile virus, neuroinvasive ^c	0	1	0	1	0	4	0	1
West Nile virus, non-neuroinvasive ^c	0	0	0	0	0	3	0	3

^a Selected reported notifiable conditions are listed in this table which shows the number of confirmed and probable cases in Sedgwick County.

Case numbers are subject to change. The table shows the number of cases in Sedgwick County, by month of onset or surrogate date, which are completed and which meet the probable and/or confirmed case definitions used by the Centers for Disease Control and Prevention (CDC). CDC case definitions are available at <http://www.cdc.gov/mmwr/preview/mmwrhtml/00047449.htm>. Data reported are likely an underestimate of the actual number of cases in the community due to incomplete disease reporting and strict, standardized public health case definitions. The numbers in this table do not include all investigations.

b. Confirmed cases are reported for this disease.

c. Probable and confirmed cases are reported for this disease.

d. Actual case determination for tuberculosis disease is not made until the end of each year, and the number reported on this table may not match the number of clients the health department has treated as tuberculosis cases.

e. This number represents number of clients identified with latent tuberculosis infection and treatment was initiated by TB Control.