

Election Commissioner

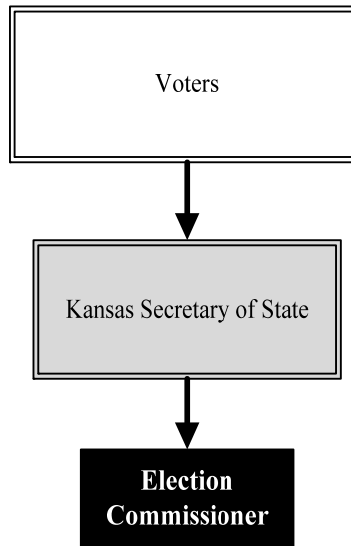
Mission: *To conduct elections and enfranchise all eligible Sedgwick County citizens, giving them the opportunity to register to vote and participate in an informed manner in simple, accessible, and secure elections.*

Tabitha Lehman
Sedgwick County Election Commissioner
 510 N. Main, Suite 101
 Wichita, KS 67203
 316.660.7100
tabitha.lehman@sedgwick.gov

Overview

The Election Commissioner, who is appointed by the Kansas Secretary of State, oversees all voter registration and elections within Sedgwick County. Many Kansas statutes relate to the conduct of elections, but the primary statutes governing elections are found in Chapter 25 of the Kansas Statutes. Statutes specifically outlining the main duties and responsibilities of the Election Commissioner are in Kansas Statutes 19-3419 through 19-3439.

To make the election process flow as smoothly as possible and to accomplish the goals and the mission of the Election Commissioner, the Election Office receives valuable support from the County. This financial, logistical, personnel, and technical support is received from the Board of County Commissioners, the County Manager, and other County departments.



Strategic Goals:

- *Continue the tradition of conducting successful elections in Sedgwick County*
- *Streamline office operations and conduct elections in an efficient manner*
- *Improve the voting experience for Sedgwick County voters*

Highlights

- Hundreds of board workers assist in advance voting and Election Day voting, working long hours to ensure that all registered voters have the opportunity to cast their vote in an election



Accomplishments and Strategic Results

Accomplishments

In 2018, there was an increase in voter registration numbers, which surpassed 300,000 for the first time in Sedgwick County history. In response to those increases, the Election Office added ten polling locations and are continuing to study the need for more.

Changes were made in Election Worker training, resulting in a better voting experience for the voters of Sedgwick County.

In the 2018 Primary Election, a hand recount was requested. That recount confirmed 100.0 percent accuracy of the voting equipment and processes used by the Election Office.

Strategic Results

The Election Office conducted three elections in 2018. More than 240,000 ballots were cast, including 48,046 ballots cast during in person early voting, 55,464 ballots cast by mail, and 137,104 ballots cast at a polling place on Election Day.

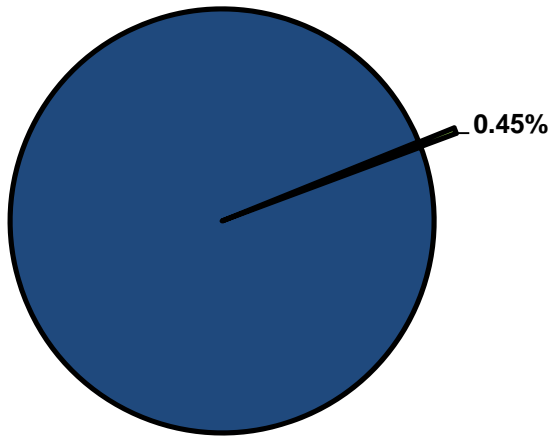


Significant Budget Adjustments

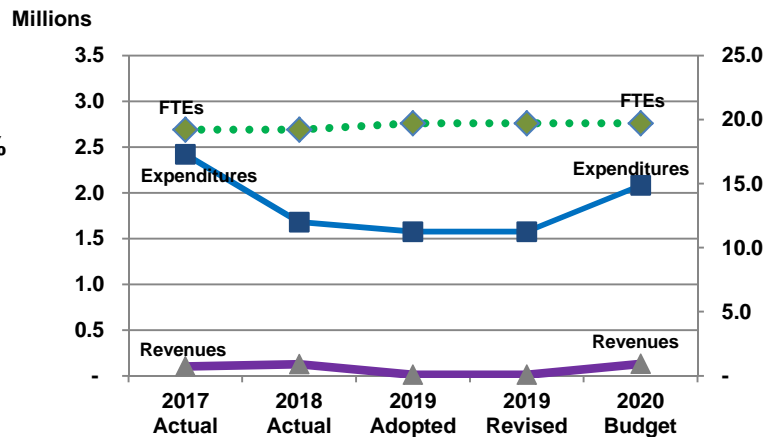
Significant adjustments to the Election Commissioner's 2020 Recommended Budget include a \$418,250 increase in personnel costs due to the 2020 presidential election, a \$28,751 increase in personnel costs to extend early voting hours for the general election, a \$16,000 increase in personnel costs to increase salaries for eight seasonal positions, a \$2,200 increase in personnel costs to open a new early voting center in Park City, Kansas, as well as a \$27,399 increase in contractual costs for the presidential election.

Departmental Graphical Summary

Election Commissioner
Percent of Total County Operating Budget



Expenditures, Program Revenue & FTEs
All Operating Funds



Budget Summary by Category

	2017 Actual	2018 Actual	2019 Adopted	2019 Revised	2020 Budget	Amount Chg '19 Rev.-'20	% Chg '19 Rev.-'20
Expenditures							
Personnel	844,788	1,072,137	908,735	908,735	1,385,549	476,814	52.47%
Contractual Services	247,807	557,151	570,651	567,151	608,657	41,505	7.32%
Debt Service	-	-	-	-	-	-	-
Commodities	1,326,536	50,157	95,417	98,917	84,811	(14,106)	-14.26%
Capital Improvements	-	-	-	-	-	-	-
Capital Equipment	-	-	-	-	-	-	-
Interfund Transfers	-	-	-	-	-	-	-
Total Expenditures	2,419,130	1,679,444	1,574,803	1,574,803	2,079,017	504,213	32.02%
Revenues							
Tax Revenues	-	-	-	-	-	-	-
Licenses and Permits	-	-	-	-	-	-	-
Intergovernmental	-	-	-	-	-	-	-
Charges for Services	5,732	9,161	5,809	5,809	9,334	3,524	60.67%
All Other Revenue	94,678	118,158	4,760	4,760	120,538	115,777	2432.06%
Total Revenues	100,410	127,319	10,570	10,570	129,871	119,302	1128.72%
Full-Time Equivalents (FTEs)							
Property Tax Funded	19.20	19.20	19.70	19.70	19.70	-	0.00%
Non-Property Tax Funded	-	-	-	-	-	-	-
Total FTEs	19.20	19.20	19.70	19.70	19.70	-	0.00%

Budget Summary by Fund

Fund	2017 Actual	2018 Actual	2019 Adopted	2019 Revised	2020 Budget	Amount Chg '19 Rev.-'20	% Chg '19 Rev.-'20
General Fund	2,419,130	1,679,444	1,574,803	1,574,803	2,079,017	504,213	32.02%
Total Expenditures	2,419,130	1,679,444	1,574,803	1,574,803	2,079,017	504,213	32.02%



Significant Budget Adjustments from Prior Year Revised Budget

	Expenditures	Revenues	FTEs
Increase in personnel expenses for 2020 presidential election	465,201		
Increase in contractual expenses for 2020 presidential election	27,399		
Total	492,600	-	-

Budget Summary by Program

Program	Fund	2017 Actual	2018 Actual	2019 Adopted	2019 Revised	2020 Budget	% Chg '19 Rev.-'20	2020 FTEs
Administration	110	695,971	786,889	840,845	840,845	811,488	-3.49%	10.00
Election Operations	110	1,723,160	892,555	733,958	733,958	1,267,529	72.70%	9.70
Total		2,419,130	1,679,444	1,574,803	1,574,803	2,079,017	32.02%	19.70



Personnel Summary By Fund

Position Titles	Fund	Grade	Budgeted Compensation Comparison			FTE Comparison		
			2019 Adopted	2019 Revised	2020 Budget	2019 Adopted	2019 Revised	2020 Budget
Election Commissioner	110	APPOINT	88,819	91,040	91,040	1.00	1.00	1.00
Chief Deputy Election Commissioner	110	GRADE129	55,890	57,288	57,288	1.00	1.00	1.00
Deputy Election Commissioner	110	GRADE124	39,693	37,513	37,513	1.00	1.00	1.00
Administrative Technician	110	GRADE124	78,986	76,636	76,636	2.00	2.00	2.00
Election Specialist	110	GRADE121	133,103	133,927	133,927	4.00	4.00	4.00
Poll Worker	110	ELECT	175,907	170,907	578,381	7.30	6.80	6.80
PT Fiscal Associate	110	EXCEPT	15,612	27,032	27,032	1.00	1.00	1.00
Temp: Office/Administrative	110	EXCEPT	25,096	30,096	46,096	2.40	2.90	2.90
Subtotal					1,047,911			
Add:								
Budgeted Personnel Savings					-			
Compensation Adjustments					32,128			
Overtime/On Call/Holiday Pay					1,375			
Benefits					304,135			
Total Personnel Budget					1,385,549	19.70	19.70	19.70



• Administration

The Election Commissioner is appointed by the Kansas Secretary of State for a four-year term. The Office is responsible for registering citizens to vote, negotiating with other entities for polling location arrangements, organizing and scheduling employees and volunteers to staff polling places for elections, providing advance ballots, and tabulating the results of voting. Indirect costs for the election process are funded from this program.

Fund(s): County General Fund 110

Expenditures	2017 Actual	2018 Actual	2019 Adopted	2019 Revised	2020 Budget	Amnt. Chg. '19 - '20	% Chg. '19 - '20
Personnel	607,491	685,272	681,814	681,814	693,427	11,613	1.7%
Contractual Services	82,234	95,073	154,031	150,531	110,453	(40,079)	-26.6%
Debt Service	-	-	-	-	-	-	0.0%
Commodities	6,246	6,544	5,000	8,500	7,608	(892)	-10.5%
Capital Improvements	-	-	-	-	-	-	0.0%
Capital Equipment	-	-	-	-	-	-	0.0%
Interfund Transfers	-	-	-	-	-	-	0.0%
Total Expenditures	695,971	786,889	840,845	840,845	811,488	(29,357)	-3.5%
Revenues							
Taxes	-	-	-	-	-	-	0.0%
Intergovernmental	-	-	-	-	-	-	0.0%
Charges For Service	-	-	-	-	-	-	0.0%
All Other Revenue	4,598	263	4,688	4,688	273	(4,415)	-94.2%
Total Revenues	4,598	263	4,688	4,688	273	(4,415)	-94.2%
Full-Time Equivalents (FTEs)	10.00	10.00	10.00	10.00	10.00	-	0.0%

• Election Operations

This program is established to capture the direct costs associated with conducting annual elections. The largest expense is for Election Day board worker salaries and mileage. These employees are hired on a temporary basis prior to, during, and after the election. Also included is printing of ballots, payment to polling places, set up and delivery of voting machines, administrative costs, voter registration, and voter outreach. This program also captures the revenue generated by fees candidates pay to file for election and reimbursements received for special elections. These fees are not enough to cover the cost of elections and the majority of funding comes from the County's General Fund.

Fund(s): County General Fund 110

Expenditures	2017 Actual	2018 Actual	2019 Adopted	2019 Revised	2020 Budget	Amnt. Chg. '19 - '20	% Chg. '19 - '20
Personnel	237,297	386,865	226,921	226,921	692,122	465,201	205.0%
Contractual Services	165,573	462,078	416,620	416,620	498,204	81,584	19.6%
Debt Service	-	-	-	-	-	-	0.0%
Commodities	1,320,290	43,612	90,417	90,417	77,203	(13,214)	-14.6%
Capital Improvements	-	-	-	-	-	-	0.0%
Capital Equipment	-	-	-	-	-	-	0.0%
Interfund Transfers	-	-	-	-	-	-	0.0%
Total Expenditures	1,723,160	892,555	733,958	733,958	1,267,529	533,571	72.7%
Revenues							
Taxes	-	-	-	-	-	-	0.0%
Intergovernmental	-	-	-	-	-	-	0.0%
Charges For Service	5,732	9,161	5,809	5,809	9,334	3,524	60.7%
All Other Revenue	90,080	117,895	72	72	120,265	120,193	166795.3%
Total Revenues	95,811	127,056	5,881	5,881	129,598	123,717	2103.6%
Full-Time Equivalents (FTEs)	9.20	9.20	9.70	9.70	9.70	-	0.0%

