



The Old Sedgwick County Courthouse

COUNTY PROFILE

History

Originally a camping ground of the Osage and Wichita Indian tribes, Sedgwick County, Kansas, is thought to be a place of discovery for such explorers as Francisco Coronado and Kit Carson. The earliest European settler to the region was M. DuTissenet, a Frenchman operating under the direction of the governor of Louisiana, in 1719. DuTissenet brought with him soldiers, traders, and hunters who soon populated and transformed the region from prairie to a land of opportunity.

Sedgwick County was officially established nearly 150 years later on February 26, 1867, and bears the name of Civil War hero Major General John Sedgwick of the Union Army who was killed during the battle of Spotsylvania Courthouse in Virginia. After an initial failed attempt at establishing an official county government, the Governor of the State of Kansas appointed three Commissioners to aid in the effort. In April of 1870, the first county officials were elected and the county seat of Wichita was chosen.

Geography



Occupying 1,008 square miles of land in South Central Kansas, Sedgwick County falls within the borders of the Arkansas River

Lowlands. It is noted for its extreme flatness, as its highest point is only 1,540 feet above sea level. The County's lowest point, approximately 1,220 feet above sea level, occurs along the southern border where the

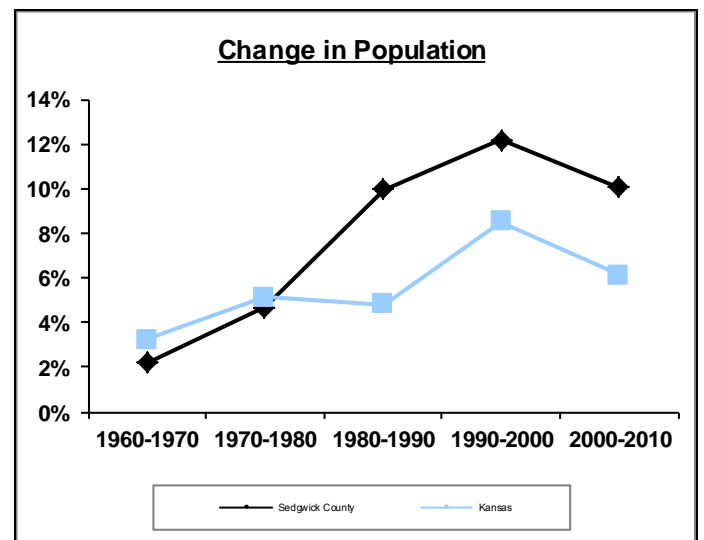
Arkansas River leaves the County.¹ Sedgwick County's largest city is Wichita, which is located along Interstate 35 with service areas to Interstate 135, U.S. 54, and various other highway projects.



Source: Sedgwick County GIS, 2008

Population

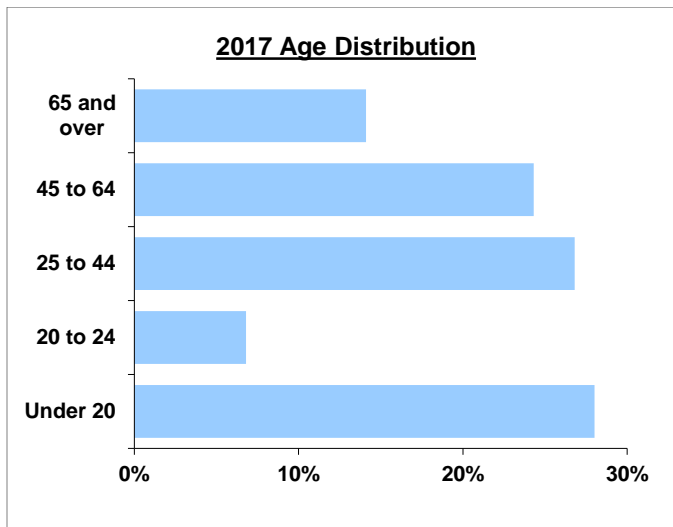
Sedgwick County is a growing region, currently home to an estimated 513,607 citizens. The County's population has increased 2.9 percent since 2010 and has increased faster than the population of Kansas as a whole (1.9 percent since 2010). According to 2018 census estimates, Sedgwick County surpassed the half-million mark with an estimated 513,289 people in 2017.



Source: U.S. Census Bureau

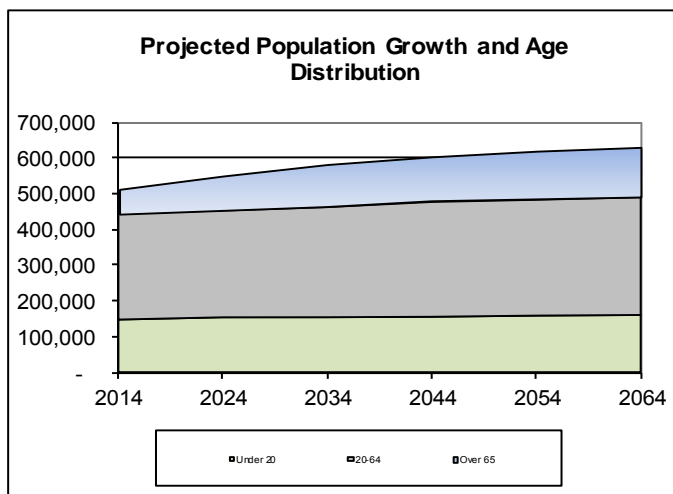
¹ <http://www.kgs.ku.edu/General/Geology/Sedgwick/index.html>

The population of Sedgwick County is expected to grow to approximately 630,438 by 2064.



Source: American Community Survey, 2017

In addition to a strong growth trend, the *U.S. Census Bureau, 2017 American Community Survey*, reports Sedgwick County is a relatively young community, with 85.9 percent of its population younger than the age of 65. By 2064, however, the number of citizens age 65 and older is expected to increase to 140,817, a 116.4 percent change from 2014 to 2064.

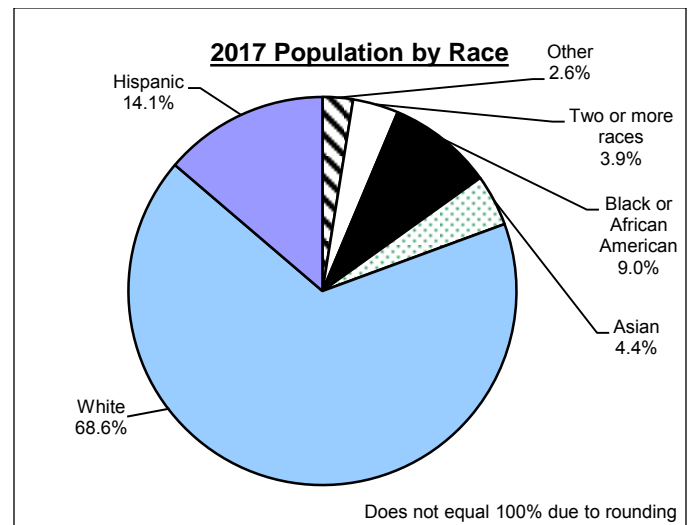


Source: Center for Economic Development and Business Research at Wichita State University

Racial/Ethnic Composition

Although Sedgwick County is home to citizens of many diverse ethnic and cultural backgrounds, census data reveals that a large portion of the population (68.6 percent) is White/Caucasian, non-Hispanic. The most populous minority groups within the Sedgwick County

population are Hispanic of any race (14.1 percent), Black or African American (9.0 percent), and Asian (4.4 percent).²



Source: American Community Survey, 2017

Among its residents, Sedgwick County also has citizens who consider themselves to be of two or more races (3.9 percent) or of another race than those listed (2.6 percent).

Education

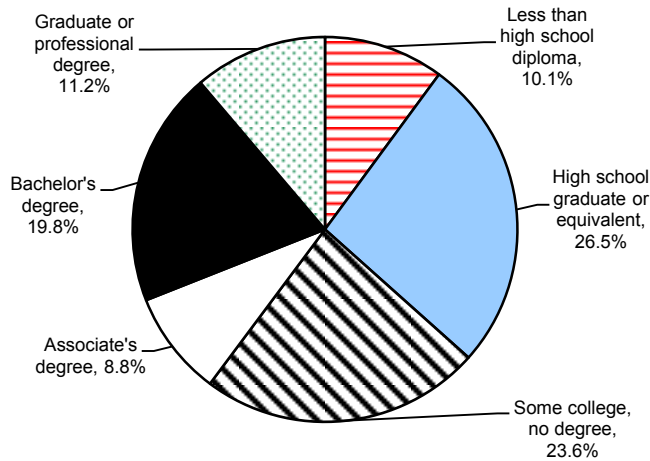
With 20 school districts in the public school system, 39 schools within the Catholic Diocese, and several private educational institutions, education is a community priority in Sedgwick County. An educated citizenry generally benefits an entire community because it typically includes a lower unemployment rate and more individuals who get involved, vote, and perform community service.

As of 2017, among residents age 25 and older, 26.5 percent have earned at least a high school diploma. In Sedgwick County, another 23.6 percent of the population had some college but no degree, while 8.8 percent has earned an associate's degree.

According to the *2017 American Community Survey*, approximately 19.8 percent of residents age 25 and older have at least a bachelor's degree. Sedgwick County also has 11.2 percent of residents age 25 and older who report having a graduate or professional degree.

² American Community Survey, 2017

2017 Educational Attainment



Source: American Community Survey, 2017

In August 2010, the National Center for Aviation Training (NCAT), a 230,000 square foot state-of-the-art training facility, opened. Facing a future shortage of skilled aviation workers, this world-class aviation training facility is a critical step to keep Kansas' aviation industry globally competitive. Sedgwick County's ability to train workers locally will enhance the community's ability to keep aerospace manufacturing jobs in Kansas.



In addition to NCAT, there are more than 10 institutions of higher education located in Sedgwick County. Wichita State University, Friends University, Newman University, Wichita State University Tech, and the University of Kansas School Of Medicine - Wichita all have main campuses in the County, while six other colleges and universities have chosen to locate branch campuses within the County.

Transportation

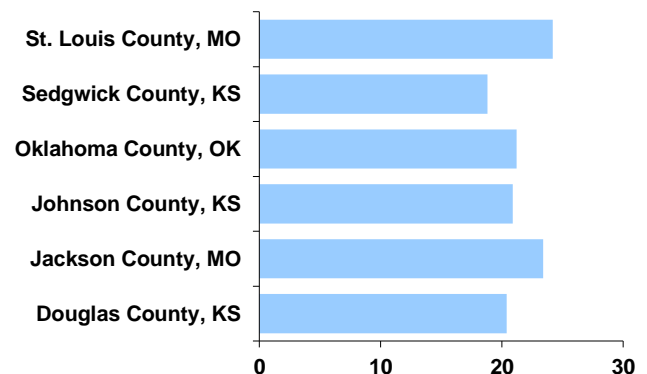
Sedgwick County has multiple transportation options available to residents, businesses, and travelers. Interstate 35 - the only Midwest interstate highway that connects Canada, the United States, and Mexico - runs

directly through Sedgwick County, providing an optimum north/south route for residents who are traveling and for businesses in the area that wish to import or export goods. For those wishing to travel or ship goods east or west from Sedgwick County, two primary options exist. Interstate 70 lies 90 miles north of Wichita, while Interstate 40 lies approximately 150 miles to the south. As a result, truck transportation companies are prevalent in Sedgwick County.

Air transportation is another viable option. Although under the jurisdiction of the City of Wichita, Sedgwick County is home to Wichita Dwight D. Eisenhower National Airport, the only commercial airport in south-central Kansas. The facility currently services four major cargo carriers and six major passenger airlines, including Alaska Airlines, Allegiant Air, American Airlines, Delta Airlines, Southwest Airlines, and United Airlines. These airlines offer non-stop service to nine different destinations across the United States, including Atlanta, Chicago, Dallas/Fort Worth, Denver, Houston, Las Vegas, Los Angeles, Minneapolis/Saint Paul, Phoenix, and Seattle.

Due in part to Sedgwick County's comprehensive network of highways and local roads, the average daily work commute time is less than in many similar counties. In 2017, the average commute time for a Sedgwick County resident was 18.8 minutes, which is less than comparable times in St. Louis County, Missouri (24.2 minutes) and Johnson County, Kansas (20.9 minutes).

2017 Average Daily Work Commute Times (In Minutes)



Source: American Community Survey, 2017

Public Safety

Sedgwick County continues to place a high priority on public safety, with more than one-third of all County expenditures being spent on public safety. As a full service government, Sedgwick County has jurisdiction over Sedgwick County Fire District 1, Emergency Medical Services (EMS), and the Sheriff's Office.



In 2018, Sedgwick County Fire District 1 responded to 8,865 alarms. In total, the dedicated crews of the nine fire houses saved 66.6 percent of affected property, totaling \$14.0 million in property saved.



Sedgwick County EMS provides emergency response and scheduled transfers for the citizens of the County. Through the use of Advance Life Support ambulances, EMS service is provided 24-hours a day, 365-days a year. In 2018, EMS responded to 64,559 calls and transported 43,666 patients to hospitals and other destinations. EMS responded to 91.1 percent of emergent calls in less than 11 minutes.

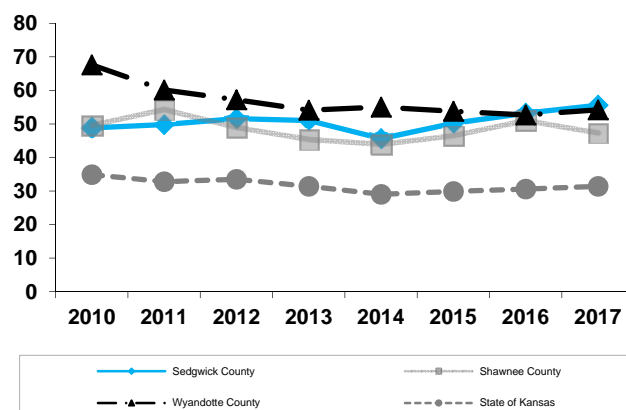


Because Sedgwick County has 20 cities, there are numerous law enforcement agencies in the area in addition to the Sedgwick County Sheriff's Office. The Sheriff's Office patrols the unincorporated portions of Sedgwick County and operates a 1,158 bed adult detention facility, which is one of the largest jails in the State of Kansas. From 2017 to 2018, the total daily average inmate population decreased from 1,448 to 1,421, or 1.9 percent.³

According to the Kansas Bureau of Investigation, the Sedgwick County crime index offenses per 1,000 populations has increased slightly during the past eight reported years, from 2010 to 2017 (48.8 percent to 55.6 percent). Comparatively, in 2017, Sedgwick County had greater crime index offenses per 1,000 populations when compared with Wyandotte County, Kansas (54.2 percent), and was higher than the 2017 State of Kansas average (31.4).

³ Sedgwick County Sheriff's Office

**Crime Index Offenses
Per 1,000 Population**



Source: Kansas Bureau of Investigation Crime Statistics, 2010-2017

Health Care

Home to approximately 2,850 licensed hospital beds, Sedgwick County continues to lead the region in healthcare options. Within the community, there are 17 acute care and free-standing hospitals, each serving the needs of the community by providing acute, general, and specialized care. Additionally, Sedgwick County has over 50 nursing homes and assisted living facilities for those in need of special care.⁴

Sedgwick County also provides services to those in need of mental health care as well as addiction services and substance use disorders through Comprehensive Community Care of Sedgwick County (COMCARE). The Department collaborates with other agencies in the community to provide services. Since 2002, the number of consumers in the COMCARE system has continued to increase as evidenced by the projected unduplicated count for 2019 increasing to 15,761 compared to 15,163 unduplicated clients seen in 2017.

Arts, Culture & Entertainment

As an expanding metropolitan area, Wichita and Sedgwick County work to provide quality community



entertainment and recreation. After two years of planning and community input, Sedgwick County broke ground in December 2007 for the INTRUST Bank

⁴ <http://www.greaterwichtapartnership.org/>

Arena, a 15,000 seat multi-purpose arena in the heart of downtown Wichita. The Arena was funded through a 30 month, one-cent, County-wide sales tax, which generated receipts of \$206.5 million. The Arena opened in January 2010 and has successfully hosted numerous types of events, including family shows, sporting events, and concerts. One of the goals of building a world-class arena was to assist in the revitalization of downtown Wichita. In 2018, the Arena hosted first and second round games of the National Collegiate Athletic Association (NCAA) basketball tournament.

Not far from the INTRUST Bank Arena, the City of Wichita continues its work to develop the downtown area known as Old Town. This urban entertainment district has more than 100 shops, nightclubs, movie theaters, art galleries, and businesses. With continued growth of entertainment activity in downtown Wichita, Old Town has become a hot spot for dining, shopping, and nightlife as well as a place to live and stay.



Sedgwick County is also a proud sponsor of the Sedgwick County Zoo, the number one outdoor family attraction in the State of Kansas. Founded in

1971, the Zoo is ranked among the best zoos in the world, receiving numerous national and international awards. Occupying 247 acres, the Zoo is home to such exhibits as the Slawson Family Tiger Trek, the Downing Gorilla Forest, the Koch Orangutan & Chimpanzee Habitat, and the Cessna Penguin Cove. In 2016, the 'Reed Family Elephants of the Zambezi River Valley' exhibit opened to the public.

Wichita is home to the Wichita Thunder, a minor league hockey team; the Wichita Force, a professional indoor football team; and FC Wichita, a minor league outdoor soccer team. These teams provide hundreds of hours of entertainment each year for the citizens of Sedgwick County and from surrounding areas.

In addition to these centers of culture and entertainment, Wichita and Sedgwick County have 33 museums and numerous cultural events including Ballet Wichita, Music Theatre of Wichita, Wichita Symphony Orchestra, and the Wichita Grand Opera. Wichita also has a broad selection of restaurants, offering every type of cuisine and style of food imaginable.

Events

Each year Sedgwick County takes part in numerous community activities. Support ranges from event sponsorship to employee participation. Some examples of events that the County has participated in include:

- Wichita Riverfest
- Sedgwick County Fair
- City and town fairs and festivals

GOVERNMENT

Organizational Structure

The County has recently undergone a reorganization. An updated organizational chart in its entirety can be found on the last page of this section.

Elected Officials

Sedgwick County is governed by a five-member Board of County Commissioners (BOCC) that meets in regular weekly sessions with the exception of the last Wednesday of every month. Commissioners are elected according to geographical area (districts) and serve four-year terms with those terms overlapping. The Commissioners are full-time County officials and perform all executive, legislative, and policy-related functions. The Board also governs Sedgwick County Fire District 1, a separate special-purpose local government. The Chairman of the Board is elected by the Commissioners and serves a one-year term, January through December. The BOCC is comprised of the following individuals:

Commissioner	District	Term Expires
Pete Meitzner	1st District	January 2024
Michael O'Donnell II	2nd District	January 2021
David Dennis, Chairman	3rd District	January 2021
Lacey Cruse	4th District	January 2024
Jim Howell	5th District	January 2024

In addition to the BOCC, citizens of Sedgwick County elect the following positions:

- County Clerk
- Register of Deeds
- County Treasurer
- Sheriff
- District Attorney
- 18th Judicial District Judges



Appointed Officials

Sedgwick County was recognized by the International City-County Management Association (ICMA) in 1981 as a Council-Manager form of government. Therefore, the Board appoints a professional County Manager to administer most County functions and to implement policy decisions. Tasks of the County Manager range from the management of special projects to the daily functions of the County's approximately 3,000 employees.

The BOCC also appoints the:

- County Counselor
- County Appraiser
- County Engineer

The Kansas Secretary of State is responsible for appointing an Election Commissioner for Sedgwick County.

In addition to the County government, Sedgwick County contains 27 townships, 20 cities, 20 unified school districts, 12 improvement districts (eight improvement districts levy taxes), 11 recreation commissions, nine tax increment districts, seven cemetery districts, five drainage districts, four watershed districts, two redevelopment districts, two library districts, one fire district, one groundwater district, and one hospital district. Ten of the unified school districts, two of the cities, one of the improvement districts, and the hospital district cross the border into another county.

County Services

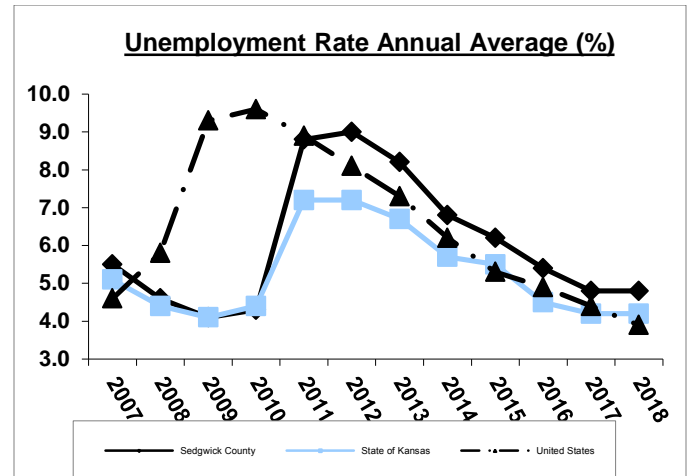
Sedgwick County prides itself on being a full-service government for all of its citizens. Community residents are familiar with the concept that Sedgwick County provides services from A – Z: everything from Animal Control to the Sedgwick County Zoo. In addition to the aforementioned services provided by the elected and appointed officials, Sedgwick County provides services pertaining to community development, culture and recreation, finance, health, human services, information technology, operations, and public safety.

ECONOMIC OUTLOOK

Employment

The United States Department of Labor reported that the average 2018 Labor Force for the Wichita Metropolitan Statistical Area (MSA) was 309,599 residents, an

increase of 1.0 percent from 2017. Of those who are eligible for employment, approximately 96.3 percent (298,102) were employed in 2018. Wichita MSA's unemployment rate as of March 2019 was 3.9 percent, slightly higher than the U.S. unemployment rate of 3.8 percent.

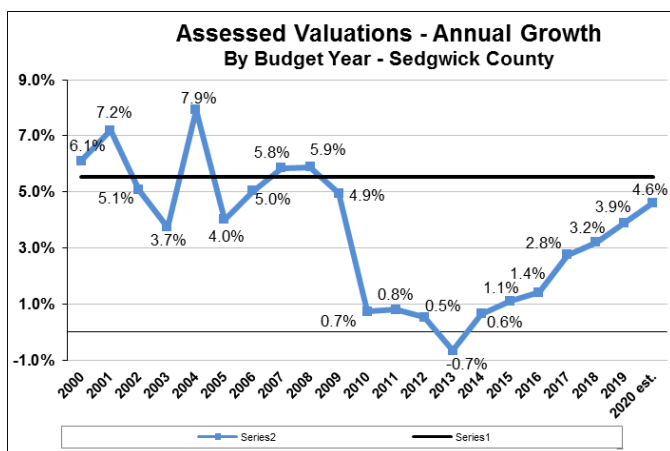


Source: U.S. Department of Labor

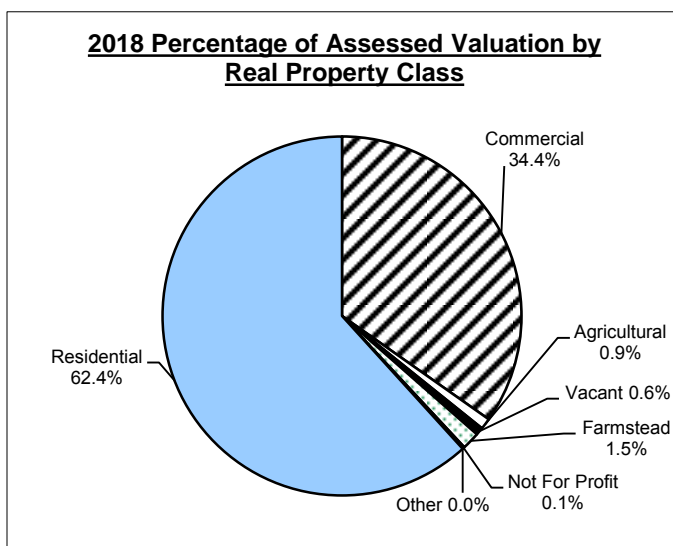
Sedgwick County's unemployment rate has varied since 2002, but was consistently around 4.0 percent in 2006, 2007, and 2008. In 2009, the rate increased to 8.8 percent, peaked at 9.0 percent in 2010, and has steadily declined since.

Property Values/Tax Payers

Similar to other jurisdictions, Sedgwick County has continued to address modest growth in property valuations by making operational changes. Prior to the national recession, assessed property valuations grew by an average of 5.5 percent annually between 1999 and 2009. Since that time, assessed valuations were below 1.0 percent for three years (2010 to 2012), and fell in value for the 2013 budget by 0.7 percent. In 2017, assessed value increased to 2.8 percent, in 2018, it increase increased to 3.2 percent, and in 2019, assessed valuation was 3.9 percent. Estimated assessed valuation for 2020 is 4.61 percent.



In Sedgwick County, residential property accounts for the largest percentage (62.4 percent) of the total assessed value of real property. The second largest is commercial property, comprising 34.4 percent of the County's total assessed value of real property. The large percentage of residential property shows that individuals and families recognize the County as a growing community where they can purchase a home and establish roots, while the large portion of commercial property shows that the County's business environment is also favorable.



Source: Sedgwick County Appraiser, 2019

Another economic indicator is the total assessed value of the five largest taxpayers compared to the total assessed valuation of the County. A concentrated property tax base can be detrimental to a community in times of economic downturn, especially if a jurisdiction's largest taxpayers are in the same industry. Sedgwick County's largest five taxpayers comprised 7.15 percent of the County's total assessed value in 2018.

2018 Top Five Taxpayers

Name	Assessed Value	Percent of Total County Taxable Assessed Value
Kansas Gas & Electric/Westar	\$ 139,702,013	2.88%
Spirit Aerosystems, Inc.	106,181,859	2.19%
Hawker Beechcraft	47,303,142	0.97%
Cessna Aircraft Co.	18,292,966	0.38%
Boeing Company	35,646,443	0.73%
Total	\$347,126,423	7.15%

Source: Sedgwick County Clerk, 2019

Retail Trade

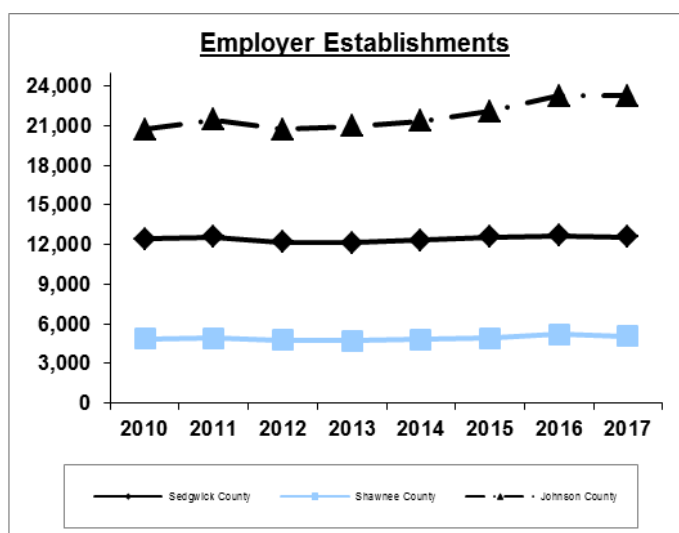
The Wichita MSA has numerous retail centers, including New Market Square, the Waterfront, and Bradley Fair, which had encouraged industry growth until the economic decline occurred. However, retail trade employment has been increasing, specifically by 3.1 percent from 2012 to 2013 and 1.4 percent from 2013 to 2016, year-over-year.⁵

Industry

Sedgwick County is home to more than 12,500 business establishments. Between 2006 and 2011, employer establishments in Sedgwick County increased annually by 1.1 percent, which was higher than the average annual percentage change in Shawnee County, Kansas (0.6 percent), but lower than Johnson County, Kansas (2.1 percent). Also, the percentage change in the State of Kansas' employer establishments between 2006 and 2011 was 0.9 percent, with a decrease of 4.0 percent from 2011 to 2012 and a decrease of 0.6 percent from 2012 to 2013.⁶ The number of employer establishments in Sedgwick County decreased by 1.0 percent in 2017 to a total of 12,561.

⁵ Center for Economic Development and Business Research at Wichita State University, Retail Trade Annual Employment and Wages

⁶ U.S. Bureau of Labor Statistics, Quarterly Census of Employment and Wages



Source: U.S. Bureau of Labor Statistics

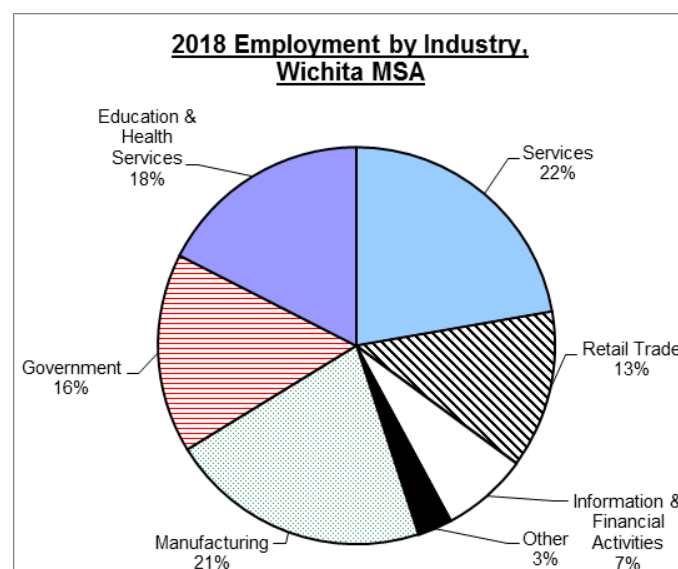
Among the largest employers in Sedgwick County are aircraft manufacturers, health care, and education. According to a Milken Institute Study, Wichita has the highest concentration of aerospace manufacturing employment and skills in the nation.⁷ Wichita, known as the “Air Capital of the World,” is home to facilities for Spirit AeroSystems and Textron Aviation which produces aircraft under the brand names Cessna, Beechcraft, and Hawker Aircraft. All of these large aircraft manufacturing plants heavily impact the overall economy of Sedgwick County.

Greater Wichita's 10 Largest Employers		
Company	Product/Service	Local FT
Spirit AeroSystems	Aircraft Assemblies	12,500
Textron Aviation	Aircraft Manufacturer	9,000
Unified School District 259 - Wichita	Public School District	7,326
McConnell Air Force Base	Air Force Base	6,867
Ascension Via Christi	Health Care	5,156
State of Kansas	State Government	4,494
Koch Industries	Global HQ - Diversified	3,263
City of Wichita	Municipal Government	3,250
U.S. Government	Federal Government	2,793
Dillons Food Stores	Grocery Chain	2,701
Total		57,350

Source: Greater Wichita Partnership

In addition to the manufacturing industry, Sedgwick County is engaged in a variety of additional industry sectors, including retail, arts and entertainment, and food services. Comprising 22.0 percent of all employment

opportunities, the service industry is the largest industry in the County.



Source: Kansas Department of Labor, not seasonally adjusted

Education & Health Services

A rapidly growing industry across the entire nation, education and health services also continue to grow in Sedgwick County. In the Wichita MSA, 18.0 percent of positions are in various areas of educational and health services. Wichita is currently home to several specialist hospitals which provide specific care as well as numerous doctors' offices and medical complexes. The Center for Economic Development and Business Research noted Ascension Via Christi Hospital St. Joseph is undergoing a \$50.0 million renovation that should be completed in 2019.

Several buildings opened or began construction in 2017 on the Wichita State University Innovation Campus, including the Airbus Wichita Engineering Center and the Experiential Engineering Building. The Airbus Wichita building will bring approximately 400 employees and applied learning opportunities for students. The Experiential Engineering Building will house 25 laboratories, including design studios and manufacturing capabilities, to foster creativity and entrepreneurship.⁸

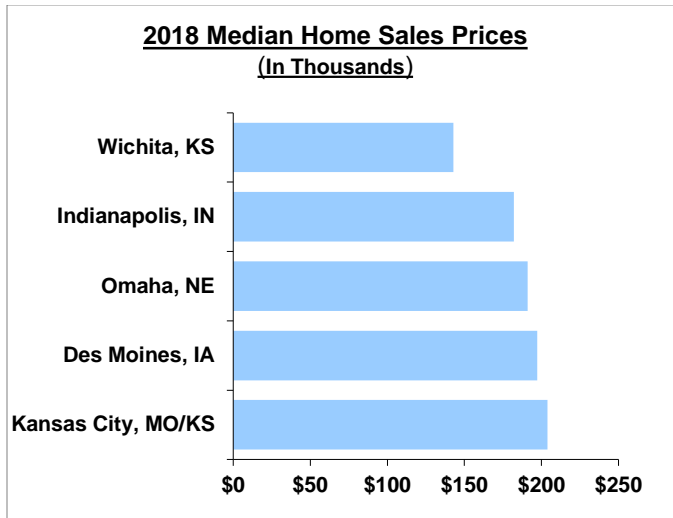
Cost of Living/Housing

The current overall cost of living in Wichita is below the national average of 100 on the Overall Cost of Living Index. Compared to Oklahoma City, Oklahoma (84.9), Omaha, Nebraska (92.1), Dallas, Texas (102.1), and

⁷ <http://www.greaterwichtapartnership.org/>

⁸ <http://www.wichita.edu/>

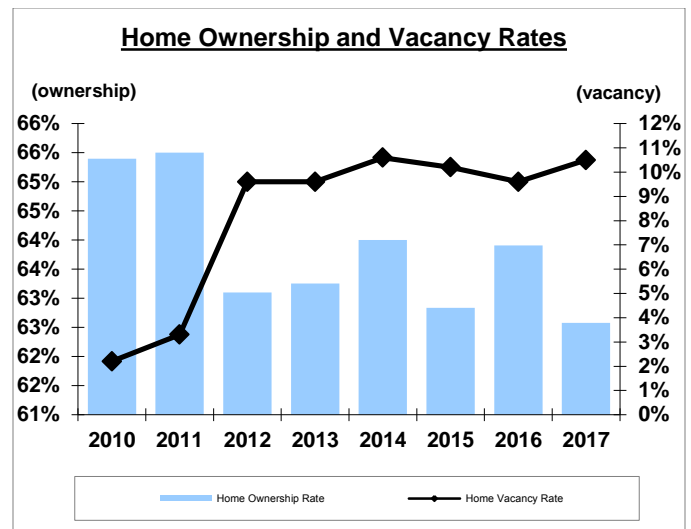
Kansas City, Missouri-Kansas (91.5), the overall cost of living for area residents (92.2) is comparable to other area communities.⁹



Source: National Association of Realtors, 2019

As of 2018, the median home sales price in Wichita was \$142,900 for an existing home, approximately \$118,700 less than the national average.¹⁰ New housing units are also very competitively priced at an average of \$249,208, 26.0 percent below the corresponding national figure.¹¹

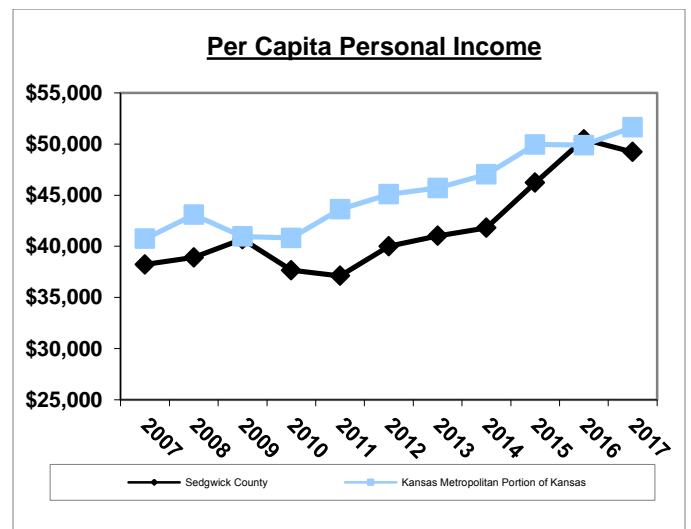
The home-ownership rate in Sedgwick County for 2017 was 62.6 percent, which was a slight decrease from 2016 at 63.9 percent. Home vacancy rates have been mixed. In 2002, vacancy rates in Sedgwick County were low at 1.2 percent, but increased to 3.4 percent in 2005. In 2009, vacancy rates decreased back to 1.4 percent. In 2011 and 2012, the vacancy rates sharply increased to 3.3 percent and 9.6 percent, respectively, and the rate held at 9.6 percent for 2013 before increasing to 10.6 percent in 2014 then slightly dropping to 10.2 percent in 2015, 9.6 percent in 2016, and increased again in 2017 to 10.5 percent. The number of households owning homes has hovered around 63.0 percent while the increase in vacancy rates has leveled off.



Source: American Community Survey, 2010-2017

Income

According to the American Community Survey, the 2017 median income was \$53,923 for households in Sedgwick County, up from \$48,361 in 2013. In 2016, the per capita personal income for Sedgwick County was \$49,213 compared to the Metropolitan Portion of Kansas per capita personal income of \$49,882. In 2017, the per capita personal income for Sedgwick County was \$49,101, just below the Metropolitan Portion of Kansas per capita personal income of \$51,634.



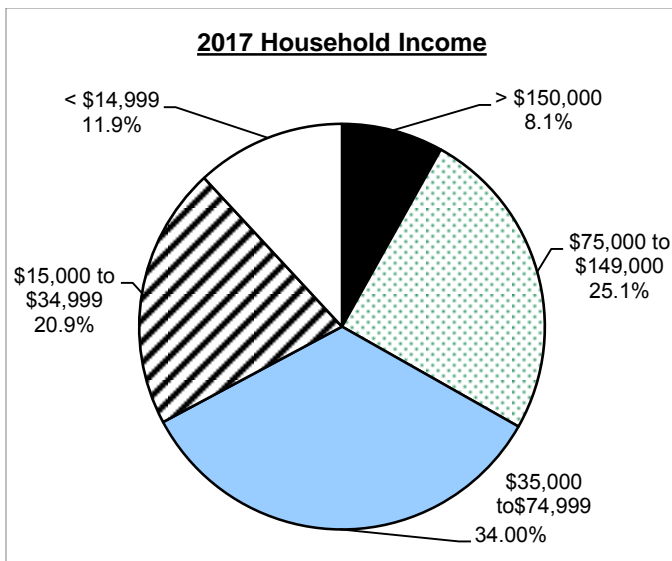
Source: U.S. Dept. of Commerce, Bureau of Economic Analysis, 2019

In 2017, 34.0 percent of households in Sedgwick County annually earned \$35,000-\$74,999, while 20.9 percent earned \$15,000-\$34,999. Approximately 11.9 percent of households earned less than \$14,999.

⁹ Greater Wichita Partnership

¹⁰ National Association of Realtors, 2019

¹¹ Greater Wichita Economic Development Coalition Website



Source: American Community Survey, 2017

A final economic indicator for Sedgwick County is the percentage of families whose income had been below the poverty level throughout the past 12 months. According to the *U.S. Census Bureau, American Community Survey*, Sedgwick County's percentage of impoverished families during 2017 was 10.5 percent. This continues a downward trend from 2013 and 2014 when 12.4 percent and 10.9 percent of families in Sedgwick County lived below the poverty level, respectively. Families with children younger than 18 years of age experienced higher poverty rates at 16.7 percent and families with children younger than 5 years of age experienced poverty at a rate of 17.3 percent during 2017.

SEDGWICK COUNTY, KS

