

# DPS Monthly Highlights

## Sedgwick County Division of Public Services

### June 2019 Departmental Highlights Report

#### Department on Aging

Options Counseling	JAN	FEB	MAR	APR	MAY	JUN	JUL	AUG	SEP	OCT	NOV	DEC	TOTAL	AVG
2016	349	339	375	354	506	384	317	395	297	343	319	381	4,359	363
2017	439	403	465	375	421	403	309	368	303	281	281	241	4,289	357
2018	347	347	367	541	396	344	361	361	252	432	333	342	4,423	369
2019	404	352	368	396	364	247							2,131	355
Information & Referral Assistance (I&RA)	JAN	FEB	MAR	APR	MAY	JUN	JUL	AUG	SEP	OCT	NOV	DEC	TOTAL	AVG
2016	3,298	3,182	3,177	3,595	3,595	3,761	3,483	4,935	4,210	3,063	1,977	2,964	41,240	3,437
2017	3,702	3,160	3,678	3,141	3,555	4,118	3,618	4,037	3,481	4,114	4,114	2,737	43,455	3,621
2018	3,314	2,161	3,117	2,021	3,134	3,258	3,035	3,299	2,794	3,793	3,054	2,433	35,413	2,951
2019	2,984	2,668	2,767	2,718	2,716	2,691							16,544	2,757
Medicaid Waiver Assessment	JAN	FEB	MAR	APR	MAY	JUN	JUL	AUG	SEP	OCT	NOV	DEC	TOTAL	AVG
2016	433	464	461	481	443	488	519	577	520	503	422	504	5,815	485
2017	531	483	628	548	548	565	443	569	552	494	543	613	6,517	543
2018	633	601	608	619	589	511	581	563	453	622	457	493	6,730	561
2019	581	495	561	566	542	474							3,219	537
Home Delivered Meals, Mill Levy	JAN	FEB	MAR	APR	MAY	JUN	JUL	AUG	SEP	OCT	NOV	DEC	TOTAL	AVG
2016	3,348	3,208	3,411	3,082	3,273	3,230	3,569	4,128	3,613	3,802	3,765	4,203	42,632	3,553
2017	3,540	3,294	3,865	3,491	4,026	4,125	3,320	4,147	3,467	3,954	4,115	3,850	45,194	3,766
2018	3,948	3,468	3,887	3,800	4,113	3,664	3,819	4,147	3,312	3,962	3,371	3,516	45,007	3,751
2019	3,590	3,444	3,596	3,563	3,567	3,380							21,140	3,523
Sedgwick County Transportation (SCT)	JAN	FEB	MAR	APR	MAY	JUN	JUL	AUG	SEP	OCT	NOV	DEC	TOTAL	AVG
2016	1,277	1,533	1,486	1,385	1,463	1,531	1,450	1,006	1,600	1,551	1,487	1,323	17,092	1,424
2017	1,434	1,459	1,625	1,547	1,584	1,652	1,540	1,717	2,169	1,617	1,395	1,280	19,019	1,585
2018	1,330	1,217	1,250	1,497	1,486	1,392	1,466	1,382	1,541	1,434	1,338	1,097	16,430	1,369
2019	1,274	1,161	1,278	1,497	1,330	1,446							7,986	1,331

- The Kansas Senior Farmers Market Nutrition Program opened June 3<sup>rd</sup> for distribution of vouchers to eligible participants. The vouchers valued at \$30 are used to purchase fresh nutritious produce and honey at farmer's markets in Sedgwick, Butler and Harvey County.
- The Wichita Homebound Outreach (WHO) Owen Papke Award was presented to Marlene Parret at the June 12<sup>th</sup> Sedgwick County Advisory Council on Aging meeting for her volunteer activities that support older adults and families in the community. Marlene was recognized as a significant volunteer at the Clearwater Senior & Community Center making for volunteer work providing Friendship Meals to homebound individuals through the Meals on Wheels program, and helping older adults at the Community Center assisting with various programs. Marlene's service and care have greatly impacted the lives of seniors she works with and the community.



**COMCARE**

<b>Crisis Observation Unit</b>	<b>JAN</b>	<b>FEB</b>	<b>MAR</b>	<b>APR</b>	<b>MAY</b>	<b>JUN</b>	<b>JUL</b>	<b>AUG</b>	<b>SEP</b>	<b>OCT</b>	<b>NOV</b>	<b>DEC</b>	<b>TOTAL</b>	<b>AVG</b>
2015	1	30	89	101	112	123	121	122	88	91	84	95	1057	88
2016	100	91	99	85	93	102	104	80	94	87	86	75	1096	91
2017	83	65	90	82	82	86	96	98	80	83	68	63	976	81
2018	78	70	70	81	77	63	76	89	84	90	77	75	930	78
2019	86	60	81	90	74	70							461	77
<b>Children's Crisis Unit</b>	<b>JAN</b>	<b>FEB</b>	<b>MAR</b>	<b>APR</b>	<b>MAY</b>	<b>JUN</b>	<b>JUL</b>	<b>AUG</b>	<b>SEP</b>	<b>OCT</b>	<b>NOV</b>	<b>DEC</b>	<b>TOTAL</b>	<b>AVG</b>
2015	5	13	5	9	12	8	7	6	3	6	9	8	91	8
2016	8	9	12	8	5	10	2	3	1	0	0	0	58	5
2017	0	0	7	6	5	3	1	4	6	5	6	4	47	4
2018	7	3	6	8	2	2	0	4	3	1	2	1	39	3
2019	3	2	1	4	3	5							18	3
<b>Sobering Unit</b>	<b>JAN</b>	<b>FEB</b>	<b>MAR</b>	<b>APR</b>	<b>MAY</b>	<b>JUN</b>	<b>JUL</b>	<b>AUG</b>	<b>SEP</b>	<b>OCT</b>	<b>NOV</b>	<b>DEC</b>	<b>TOTAL</b>	<b>AVG</b>
2015	N/A	10	56	25	30	43	22	45	22	22	35	28	338	31
2016	27	26	37	28	30	39	20	32	32	36	40	32	379	32
2017	51	40	64	36	30	45	42	42	29	38	25	26	468	39
2018	33	28	32	25	27	37	32	26	34	22	25	20	341	28
2019	28	19	26	27	65	76							241	40
<b>Detox Unit</b>	<b>JAN</b>	<b>FEB</b>	<b>MAR</b>	<b>APR</b>	<b>MAY</b>	<b>JUN</b>	<b>JUL</b>	<b>AUG</b>	<b>SEP</b>	<b>OCT</b>	<b>NOV</b>	<b>DEC</b>	<b>TOTAL</b>	<b>AVG</b>
2015	N/A	N/A	N/A	N/A	20	49	43	54	64	58	54	69	411	51
2016	61	65	57	68	61	57	49	45	65	79	86	69	762	64
2017	84	79	92	85	89	99	121	121	113	96	98	94	1171	98
2018	99	95	89	100	102	84	114	110	98	92	92	92	1167	97
2019	76	71	81	105	111	91							535	89

- All school districts in Kansas had opportunity to apply for grant funding to implement School Mental Health Pilots with funding that came from cost savings this past year. Applications were due June 14, 2019. Current sites could also apply to support more schools. USD 259 submitted an expansion request for two schools and we know that Maize and Valley Center also applied. Others like the model but opted not to apply for grant funding.
- COMCARE has been informed that come July 1, 2019, persons who are in a detention center or state hospital will have their Medicaid restored on the date they are discharged. This will stop the process of terminating coverage and aid in sustaining medications and appointments post discharge.
- Netsmart (our new electronic health record vendor) was on site the week of June 10<sup>th</sup> where we reviewed the current build and work flows. This was a milestone event and we continue toward our January 1, 2020 go live date. Much still needs to occur, but we are making progress.
- COMCARE staff delivered Youth Mental Health First Aid and ASSIST training as well as several presentations about COMCARE services to the community.
- COMCARE is partnering with the Office of the Medical Director (OMD), WPD, Sheriff's Office, EMS, Sedgwick County Fire and WFD on a paramedicine project. ICT-1 is a proof of concept pilot that will launch in August for four months in which a special van will respond to certain 911 calls that have a likely mental health component. On the van will



be a paramedic, law enforcement officer and a COMCARE clinician. Goal is to provide care in place and reduce the non-emergent call load to fire and law enforcement.

**SCDDO**

Total Individuals Eligible	JAN	FEB	MAR	APR	MAY	JUN	JULY	AUG	SEPT	OCT	NOV	DEC	AVG
2019	2534	2530	2540	2549	2543	2547							2541
2018	2525	2514	2517	2520	2523	2529	2543	2543	2544	2532	2533	2535	2530
2017	2566	2565	2559	2542	2543	2544	2547	2553	2556	2556	2516	2520	2547
Individuals Waiting for Services	JAN	FEB	MAR	APR	MAY	JUN	JULY	AUG	SEPT	OCT	NOV	DEC	AVG
2019	935	932	946	955	946	952							944
2018	949	916	919	924	918	866	904	928	930	932	937	936	922
2017	984	980	970	932	934	902	906	978	981	958	937	942	950
Options Counseling Transactions	JAN	FEB	MAR	APR	MAY	JUN	JULY	AUG	SEPT	OCT	NOV	DEC	AVG
2019	36	83	66	74	60	52							61
2018	106	70	65	70	60	99	94	53	56	73	39	39	69
2017	48	36	72	53	70	80	48	77	62	107	95	101	71
Intakes Completed	JAN	FEB	MAR	APR	MAY	JUN	JULY	AUG	SEPT	OCT	NOV	DEC	AVG
2019	11	7	11	9	15	4							9.5
2018	16	9	10	9	7	8	11	17	8	10	10	6	10
2017	6	6	11	7	12	7	13	13	11	13	11	13	10
Functional Assessments Completed	JAN	FEB	MAR	APR	MAY	JUN	JULY	AUG	SEPT	OCT	NOV	DEC	AVG
2019	164	138	155	148	136	162							150.5
2018	163	135	154	148	168	149	150	163	163	166	165	162	157
2017	220	150	193	223	174	186	207	207	216	226	179	198	198

- During the month of June, Sedgwick County Developmental Disability Organization (SCDDO) Quality Assurance Staff completed 3 day and 12 residential program visits.
- On Friday June 7, 2019 the SCDDO’s Behavioral Health Advisory Workgroup hosted a Meet and Mingle Event at Heroes Bar and Grill in Old Town. Both IDD and Behavioral Health professionals were able to get together, meet one another, and discuss important topics related to dual diagnosis and the two service systems. Approximately 50 people attended and enjoyed food, drinks and good conversation. Contact information was exchanged in an effort to promote communication between the intellectual/developmental disabilities (IDD) and mental health professionals to better serve those with co-occurring disorders.
- The Sedgwick County Business Leadership Network (BLN) hosted its annual meeting June 27 at Botanica. Around 30 folks enjoyed hors d’oeuvre, learned more about the BLN and its successes over the last year. Attendees also participated in a short experimental activity designed to increase understanding of mental illness in the workplace led by Dr. Jennifer Stone with Wichita State University.
- As part of a capacity building grant, Disability Cocoon hosted an online “Tech: Solutions Intro.” The event focused on the potential enabling technologies have to transform how



disability supports are defined and to reduce the reliance on scarce direct support (human) resources. The event acted as a one-day, online crash course on all things disability technology. The next step is for Disability Cocoon to begin in-person meetings with the four interested affiliates to determine what technologies would work best for them. The grant will cover the cost of the purchase and implementation of these technologies for the affiliates.

### **Health Department\***

- **Epidemiology:**
  - On June 2, one Epidemiology staff member presented a poster titled, “Elevated Blood Lead Priority Mapping to Improve Lead Poisoning Outreach and Case Ascertainment in Sedgwick County, Kansas,” at the Council of State and Territorial Epidemiologists (CSTE) Annual Conference. The poster was selected as a finalist for the CSTE conference in the Environmental Health conference track based on the submitted abstract.
  - One Epidemiology staff attended the Southeast Center for Excellence in Vector-borne Diseases Tick Surveillance and Identification Workshop at Hobbs State Park, Arkansas. The workshop brought together public health professionals from five states and the Centers for Disease Control and Prevention to learn about ticks, tickborne diseases, and conducting tick surveillance. Participants attended lectures and practiced tick surveillance and identifications.
- **Immunizations:** The immunization program partnered with Sedgwick County EMS to vaccinate first responders with state funded Tdap for disaster relief vaccine. During the month on June, 39 first responders received the state funded Tdap vaccine due to anticipated flooding. Mobile clinics were held at various locations to ensure the vaccine was available to all first responders. Preventive Health Division staff attended the 2019 Kansas Immunization Conference where they received the latest updates on immunization best practices.
- **Women, Infants and Children (WIC):** 2,596 women, 2,706 infants, and 6,553 children under age five a total of 11,855 enrolled in the SG County WIC Program.

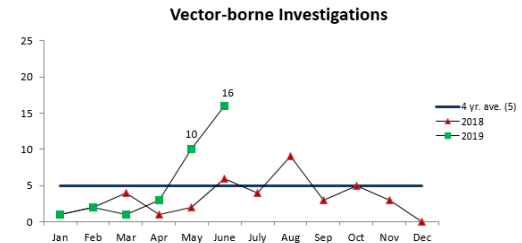
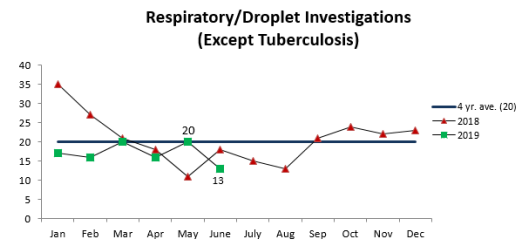
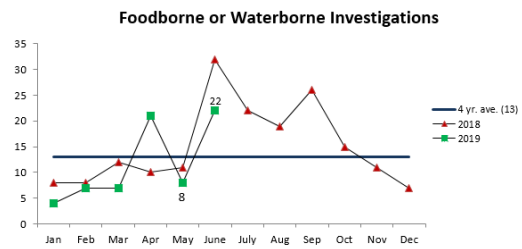
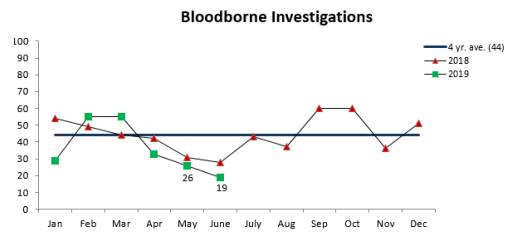
\*Please see attached Sedgwick County Health Department Reports.



**Sedgwick County Division of Health**  
**Selected Kansas Notifiable Conditions**  
**Number of New Investigations by Date Investigation Started <sup>a</sup>.**

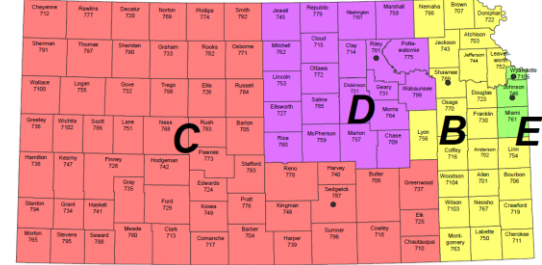
	2019 June	2018 June	2019 YTD	2018 YTD	4 Year Average Per Month
<b>Bloodborne Transmission</b>					
Hepatitis B, chronic	7	12	65	98	15
Hepatitis B, follow newborn of positive mom	1	2	13	15	2
Hepatitis C, chronic	11	14	139	135	28
<b>Foodborne and Waterborne Transmission</b>					
Campylobacteriosis	13	17	28	37	7
Shiga toxin-producing <i>Escherichia coli</i> <sup>b</sup>	3	7	25	11	2
Salmonellosis <sup>b</sup>	6	8	16	33	4
<b>Other Reportable Conditions</b>					
Elevated Blood Lead <sup>c</sup>	11	13	69	70	Not available <sup>c</sup>
<b>Respiratory/Droplet Transmission</b>					
Pertussis	6	3	23	31	7
<i>Streptococcus pneumoniae</i> , invasive disease	3	2	44	48	5
Tuberculosis – new active, suspect, and TB disease	2	0	25	12	23 <sup>e</sup>
Varicella (chickenpox)	4	13	35	46	7
<b>Sexual Transmission<sup>d</sup></b>					
Syphilis <sup>f</sup>	65	66 <sup>g</sup>	283	332 <sup>g</sup>	86 <sup>e</sup>
HIV/AIDS <sup>f</sup>	15	24 <sup>g</sup>	59	141 <sup>g</sup>	26 <sup>e</sup>
<b>Vector-Borne Transmission</b>					
Lyme disease	3	1	11	8	2
Spotted fever rickettsiosis	12	5	20	7	2
West Nile virus, non-neuroinvasive	1	0	2	1	1

**Monthly Trends of the Selected Investigations Shown on the Table**



<sup>a</sup> The most commonly reported notifiable conditions are listed in this table which shows the investigations performed by Sedgwick County staff (an indicator of workload and potential outbreaks). The numbers include suspect, probable and confirmed cases; people with positive screening tests; and contacts of cases.  
<sup>b</sup> Beginning January 2016, reports of salmonellosis or Shiga toxin-producing *E. coli* infection are investigated by KDHE and are shown on the table.  
<sup>c</sup> Beginning April 1, 2016, all elevated blood lead reports of  $\geq 5$   $\mu\text{g}/\text{dL}$  are investigated by SCDOH staff. From January 1, 2014 through March 31, 2016 elevated blood lead reports of  $\geq 10$   $\mu\text{g}/\text{dL}$  were investigated.  
<sup>d</sup> In cooperation with the Kansas Department of Health and Environment, Sedgwick County staff performs investigations of syphilis and HIV/AIDS in 57 Kansas counties. These data are shown in the table. Beginning January 2016, chlamydia and gonorrhea reports are investigated by KDHE ([http://www.kdheks.gov/sti\\_hiv/sti\\_reports.htm](http://www.kdheks.gov/sti_hiv/sti_reports.htm)).  
<sup>e</sup> Two year average per month.  
<sup>f</sup> Both 2016 and 2017 investigations are calculated using a new methodology (by date report created in case management system).  
<sup>g</sup> 2016 reflects Sedgwick County staff shortages and training of new investigators.

**Disease Intervention Specialist Assignment Areas**



**Sedgwick County Disease Intervention Specialists Investigate Sexually Transmitted Infections in the 57 Counties Shown in Red (C)**





Sedgwick County...  
working for you

## Selected Activities Workload Report

SEDGWICK COUNTY DIVISION OF HEALTH

June 2019

Published: 08-05-2019

Page 1 of 2

Activity	Program	June 2019	June 2018	YTD 2019	YTD 2018	Annual Totals			Reason for Variance 2018-2019
						2018	2017	2016	
Clinical Encounters <sup>1</sup>	Children's Dental Clinic – on-site services	40	35	583	536	933	958	1,045	Patient needs vary from month to month and year to year
	Children's Dental Clinic – off-site screenings <sup>2</sup>	16	16	105	103	18,920	17,744	15,777	No monthly variance, slight increase between last year and this year due to ever changing number of residents at JRF/JDF
	Early Detection Works <sup>3</sup>	19	12	122	128	232	430	430	Monthly enrollment number can vary for no apparent reason.
	Family Planning	556	444	2,753	2,952	5,250	5,445	5,438	The increase was due to additional Male Family Planning services offered to STI male clients.
	Healthy Babies	633	550	4,151	3,185	6,030	6,053	7,268	SCHD program procedure change instituted in January increased the number of home visits to better serve clients, especially those at high risk.
	Immunizations & Health Screenings	768	818	4,676	5,214	13,303	11,075	12,614	There is no discernable reason for the June decrease.
	Maternal Child Health Care Coordination (MCHCC)	63	70	382	416	1,424	932	835	
	Sexually Transmitted Infections Clinic	238	217	1,338	1,289	2,510	2,600	3,020	
	Tuberculosis Control	198	158	968	1,101	1,986	3,033	3,050	Increase in active cases in 2019 increased clinic visits for treatment
Women, Infants, & Children (WIC) <sup>4</sup>	3,362	3,794	25,486	25,845	92,301	101,927	105,349	Caseload continues to decrease.	
Unduplicated Clients <sup>5</sup>	Children's Dental Clinic	36	32	279	269	320	335	334	Patient numbers will fluctuate month to month
	Early Detection Works <sup>3</sup>	19	12	120	118	209	397	410	
	Family Planning	533	432	1,935	2,185	2,879	2,971	2,905	
	Healthy Babies Program – Primary Parent	425	401	620	536	1,255	1,000	1,000	Increase in clients in 2019 due to ongoing recruitment events.
	Immunizations & Health Screenings	716	703	3,771	4,046	9,956	8,337	8,940	
	Maternal Child Health Care Coordination (MCHCC)	63	70	382	416	1,392	881	800	
	Sexually Transmitted Infections Clinic	220	195	1,085	1,062	1,858	1,993	2,262	
Tuberculosis Control	59	68	168	186	355	357	363	The number of people with positive tests fluctuates from month to month.	

<sup>1</sup> Clinical Encounters are documented face-to-face or over-the-phone contact between a SCDOH client and a SCDOH healthcare provider/practitioner for the purpose of providing healthcare service or assessing client health status.

<sup>2</sup> Off-site dental screenings are performed at Sedgwick County schools, health fairs and the Sedgwick County Juvenile Detention facility.

<sup>3</sup> Early Detection Works is a program that provides breast & cervical cancer screening for women who qualify.

<sup>4</sup> WIC numbers reflect the month prior to report month.

<sup>5</sup> Unduplicated clients are the number of clients served. Each client is counted once during the reporting timeframe.

Activity	Program	June 2019	June 2018	YTD 2019	YTD 2018	Annual Totals			Reason for Variance
						2018	2017	2016	
Laboratory Tests <sup>6</sup>	Tests sent out and performed in-house on SCDOH clients	1,469	1,476	8,907	9,572	17,617	18,784	21,676	
	Tests performed as contracted reference laboratory for clinics other than SCDOH	278	306	1,882	1,911	3,939	3,267	3,014	
New Investigations <sup>7</sup>	Animal Control – All	109	292	1384	1922	3,547	2,168	2,040	Service calls fluctuate from month to month. Staff vacations and trainings decreased dead animal pick-ups.
	Animal Control – Animal bite	1	11	11	28	42	54	34	Reports fluctuate month to month
	Epidemiology	101	113	588	629	1,223	1,346	1,294	Reports of disease fluctuate from month to month.
	Sexually Transmitted Infection (STI) Control	80	90	373	473	893	1,542	1,273	Personnel changes and protocol limitations initiated by KDHE decrease overall numbers. Assignment area is 8 counties in 2019, reduced from 57 counties in 2018 by KDHE due to statewide reorganization.
	Tuberculosis (TB) Control	8	5	72	66	137	163	169	Increase in active cases in 2019 increased the number of investigations.
Client Contacts <sup>8</sup>	Epidemiology	423	520	2,502	2,895	6,050	7,453	5,978	Reports of disease fluctuate from month to month.
	Sexually Transmitted Infection Control <sup>9</sup>	43	45	192	323	556	693	NA <sup>13</sup>	Personnel changes and protocol limitations initiated by KDHE decrease overall numbers of reportable investigations. Assignment area is 8 counties in 2019, reduced from 57 counties in 2018 by KDHE due to statewide reorganization.
	Women, Infants, & Children (WIC) <sup>10</sup>	3,378	3,685	25,565	26,727	46,611	53,665	NA	Caseload continues to decrease.
Outreach Events <sup>11</sup>	Animal Control	0	0	2	5	9	7	7	Outreach events fluctuate month to month
	Children's Dental Clinic	1	1	4	5	NA	NA	NA	Outreach events fluctuate month to month
	Community Health Advocates	1	8	13	20	30	51	53	Outreach events fluctuate month to month.
	Healthy Babies	1	4	8	10	21	8	NA	Community Baby Shower outreach activity
Outreach Contacts <sup>12</sup>	Community Health Advocates	9	210	1,081	1,094	1,691	4,668	3,811	The CHAs' Coordinator shared health care materials and information with 9 new staff at the SCHD New Employee Orientation.
	Healthy Babies	0	9	134	142	420	198	NA	Outreach contacts from Community Baby Shower not currently tracked.

<sup>6</sup> Number of laboratory tests performed by SCDOH laboratory, sent out to reference laboratories, and performed by SCDOH programs.

<sup>7</sup> Number of field service calls (Animal Control) and total investigations of notifiable diseases (Epidemiology, STI Control and TB Control).

<sup>8</sup> Client contacts are the number of phone calls, faxes, emails and in-person consultation to clients or health partners regarding health education or disease investigation and control about clients. Client contacts are provided by SCDOH staff that are not healthcare providers/practitioners or are not for the purpose of providing a healthcare service or assessing clinical health status.

<sup>9</sup> In-clinic consultation counts only.

<sup>10</sup> WIC numbers reflect the month prior to report month.

<sup>11</sup> Outreach events are presentations to health partners/community groups and booths at community fairs/other events for the purpose of educating about health-related topics.

<sup>12</sup> Outreach contacts are the number of people who attended outreach events that are presentations, trainings, or other events where attendance is accurately calculated.

<sup>13</sup> "NA" indicates data points that were not being tracked for that year.