

# Sheriff's Office

***Mission:*** *In partnership with citizens of Sedgwick County, we will provide effective public service to all, holding everyone accountable in an impartial, ethical, and professional manner.*

**Jeff Easter**  
Sheriff

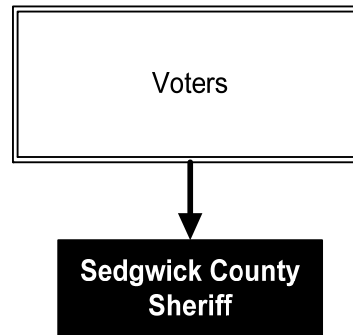
141 W. Elm St.  
Wichita, KS 67203

316.660.3900

[jeffrey.easter@sedgwick.gov](mailto:jeffrey.easter@sedgwick.gov)

## Overview

The elected sheriff is responsible for the law enforcement segment of public safety within Sedgwick County. While some responsibility is with local municipal police departments, they do not carry out all of the same functions, such as civil process service, district court security, or operation of the Adult Detention Facility and Annex.



The Sheriff's Office is composed of Sheriff Administration, the Law Enforcement Bureau, the Detention Bureau, and the Reserve Bureau. The Detention Bureau keeps safe and supervises all persons committed to the Sheriff's custody. The Law Enforcement Bureau includes Patrol, Investigations, and Judicial. Law Enforcement responsibilities include enforcing criminal and traffic statutes, conducting criminal investigations, and providing inmate transportation and extradition. The Sheriff's Office also provides education and outreach.

## Highlights

- The Sedgwick County Offender Re-Entry (SCORE) program was initiated in January 2018 and has seen a 12.0 percent reduction in recidivism for participants
- An extensive remodel and expansion of the Sheriff's Administrative Offices began in May 2019 and will result in a centralized location for

various functions of the agency that are currently in separate locations. Upon completion Investigations, Support Services, Information and Technology, the Crime Lab, Bureau Commanders, and Sheriff Administration will be consolidated

## Strategic Goals:

- *Cultivate a Quality Workforce*
- *Enhance and Integrate Technology/Equipment*
- *Strengthen Communication*
- *Address Crime through Innovative Methods*



# Accomplishments and Strategic Results

## Accomplishments

In January 2019, the Adult Detention Facility Annex was completed. The 180 bed facility significantly reduced the number of Sedgwick County inmates housed out of county. The new Detention Annex will reduce the annual cost of housing inmates out of county by an anticipated \$1.0 million annually.

Under a Victims of Crime Act grant, a Victim Advocate was hired to advocate for victims, provide referrals to other community resources, and assist victims with navigating the criminal justice system.

The Sheriff's Office entered into a public-private partnership, establishing a Substance Use Disorder Community Collaborator position to create a multidisciplinary approach to address substance use problems within the community.

The Sheriff's Office created an Unmanned Aerial Vehicle Unit to assist in searching for runaway and lost children and adults, suspects who have fled from crime scenes or vehicle stops, and photographing crime scenes.

## Strategic Results

The Sheriff's Office continues to follow the comprehensive four year strategic plan developed in 2016. It continues to provide the visionary roadmap for the direction of the Sheriff's Office and its 553 employees. The Sheriff's Office strategic plan supports the Office's Mission Statement and one of the top priorities of Sedgwick County, providing safe and secure communities. The Sheriff's Office four year goals are divided into four categories: cultivating a quality workforce, enhancing and integrating technology and equipment, strengthening communication, and addressing crime through innovative methods. Since the plan has been in place, a number of goals have been accomplished by the Sheriff's Office.

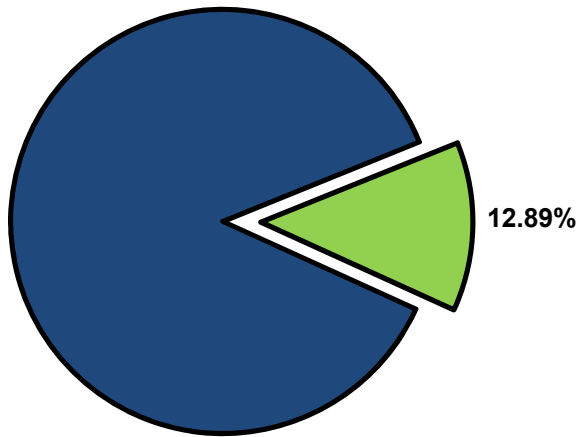


## Significant Budget Adjustments

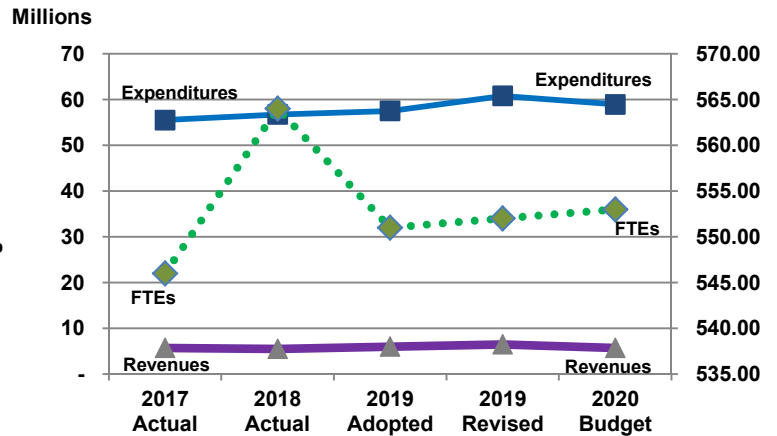
Significant adjustments to the Sheriff's Office 2020 budget include a decrease in expenditures due to one-time transfers for increased population and costs (\$2,600,000), a reduction in revenue to bring in-line with actuals (\$779,187), a \$194,776 increase in equipment for radio replacement, contractual budget increases for the inmate medical services contract (\$180,173) and inmate meal contract (\$171,125), the addition of 1.0 full-time equivalent (FTE) Forensic Investigator position (\$155,334), increased funding for training and development (\$150,000), and a decrease in capital improvements due to the addition of beds at the Adult Detention Facility (\$101,712).

**Departmental Graphical Summary**

**Sheriff's Office**  
Percent of Total County Operating Budget



**Expenditures, Program Revenue & FTEs**  
All Operating Funds



**Budget Summary by Category**

	2017 Actual	2018 Actual	2019 Adopted	2019 Revised	2020 Budget	Amount Chg '19 Rev.-'20	% Chg '19 Rev.-'20
<b>Expenditures</b>							
Personnel	40,139,551	40,959,949	43,121,043	43,830,945	43,745,340	(85,606)	-0.20%
Contractual Services	13,167,348	13,914,067	13,374,854	15,438,638	13,962,732	(1,475,907)	-9.56%
Debt Service	-	-	-	-	-	-	-
Commodities	1,183,626	1,086,698	912,782	960,022	894,602	(65,420)	-6.81%
Capital Improvements	-	-	-	101,712	-	(101,712)	-100.00%
Capital Equipment	(10,000)	576,841	120,000	436,000	335,970	(100,030)	-22.94%
Interfund Transfers	1,026,981	200,000	-	16,000	15,366	(634)	-3.96%
<b>Total Expenditures</b>	<b>55,507,506</b>	<b>56,737,555</b>	<b>57,528,679</b>	<b>60,783,318</b>	<b>58,954,010</b>	<b>(1,829,308)</b>	<b>-3.01%</b>
<b>Revenues</b>							
Tax Revenues	11,234	32,360	11,475	11,475	34,665	23,190	202.09%
Licenses and Permits	-	-	-	-	-	-	-
Intergovernmental	582,902	466,156	488,782	1,026,343	441,317	(585,026)	-57.00%
Charges for Services	4,924,827	4,786,639	5,224,794	5,224,794	5,057,792	(167,002)	-3.20%
All Other Revenue	177,142	172,970	208,560	223,926	173,578	(50,348)	-22.48%
<b>Total Revenues</b>	<b>5,696,104</b>	<b>5,458,125</b>	<b>5,933,612</b>	<b>6,486,538</b>	<b>5,707,351</b>	<b>(779,187)</b>	<b>-12.01%</b>
<b>Full-Time Equivalents (FTEs)</b>							
Property Tax Funded	542.50	560.50	547.50	547.50	548.50	1.00	0.18%
Non-Property Tax Funded	3.50	3.50	3.50	4.50	4.50	-	0.00%
<b>Total FTEs</b>	<b>546.00</b>	<b>564.00</b>	<b>551.00</b>	<b>552.00</b>	<b>553.00</b>	<b>1.00</b>	<b>0.18%</b>

**Budget Summary by Fund**

Fund	2017 Actual	2018 Actual	2019 Adopted	2019 Revised	2020 Budget	Amount Chg '19 Rev.-'20	% Chg '19 Rev.-'20
General Fund	54,628,849	55,759,878	56,581,849	59,283,561	57,912,643	(1,370,917)	-2.31%
Sheriff Grants	779,111	856,601	946,831	1,005,087	1,041,366	36,280	3.61%
JAG Grants	99,546	121,075	-	494,670	-	(494,670)	-100.00%
<b>Total Expenditures</b>	<b>55,507,506</b>	<b>56,737,555</b>	<b>57,528,679</b>	<b>60,783,318</b>	<b>58,954,010</b>	<b>(1,829,308)</b>	<b>-3.01%</b>

**Significant Budget Adjustments from Prior Year Revised Budget**

	Expenditures	Revenues	FTEs
Decrease in expenditures due to one-time transfer for increased population and costs	(2,600,000)		
Reduction to bring in-line with actuals		(779,187)	
Increase in equipment for new handheld and portable radios	194,776		
Addition of funding for increased inmate medical services contract costs	180,173		
Addition of funding for increased inmate meal contract costs	171,125		
Addition of Forensic Investigator position and related equipment	155,334		1.00
Addition of funding for increased training and development costs	150,000		
Decrease in capital improvements due to addition of beds at the Adult Detention Facility	(101,712)		
<b>Total</b>	<b>(1,850,304)</b>	<b>(779,187)</b>	<b>1.00</b>

**Budget Summary by Program**

Program	Fund	2017 Actual	2018 Actual	2019 Adopted	2019 Revised	2020 Budget	% Chg '19 Rev.-'20	2020 FTEs
Sheriff Administration	110	3,185,590	4,022,347	3,672,242	3,923,042	3,625,733	-7.58%	30.50
Detention	110	20,561,816	20,416,182	23,904,646	23,209,992	23,517,056	1.32%	284.00
ADF Annex	110	2,275,710	656,262	1,000,739	1,751,130	1,849,878	5.64%	19.00
Patrol	110	6,888,737	7,422,331	6,316,205	6,894,005	6,462,362	-6.26%	76.00
Investigations	110	3,583,542	4,028,895	3,706,668	3,716,668	4,044,911	8.83%	38.00
Civil Process	110	484,477	488,259	513,688	513,688	513,392	-0.06%	9.00
Sheriff Records	110	946,971	975,137	1,043,057	1,040,057	1,062,239	2.13%	17.00
Sheriff Training	110	984,887	965,304	968,959	993,959	1,145,386	15.23%	10.00
Fleet	110	1,962,927	2,082,439	2,359,475	2,057,475	2,401,567	16.72%	-
Range	110	222,514	229,128	226,129	272,429	241,002	-11.54%	2.00
Sheriff's Judicial Division	110	4,359,343	4,815,010	4,467,007	5,003,107	4,636,056	-7.34%	52.00
Exploited Miss. Children	110	127,746	127,019	141,490	141,490	143,859	1.67%	2.00
Out of County Housing	110	2,413,960	2,738,790	1,200,000	2,690,000	1,200,000	-55.39%	-
Inmate Medical Services	110	5,761,272	5,855,375	6,223,507	6,223,507	6,223,507	0.00%	-
Property and Evidence	110	392,853	427,795	369,894	384,869	367,324	-4.56%	3.00
Offender Reg. Unit	110	476,502	509,606	468,142	468,142	478,372	2.19%	6.00
Special Law Enfor. Trust	260	47,810	45,011	209,000	209,000	209,000	0.00%	-
Federal Asset	260	281,865	272,977	50,000	50,000	50,000	0.00%	-
Body Armor Replace.	260	3,104	6,454	6,454	6,454	6,454	0.00%	-
Donations	260	12,024	10,877	74,500	53,500	74,500	39.25%	-
Sheriff Other Grants	260	42,068	41,609	50,007	50,007	50,852	1.69%	0.50
Internet Crimes (ICAC)	260	216,014	264,577	247,070	318,070	260,420	-18.12%	1.00
Fed. Victims of Crime Act	260	-	-	-	58,256	67,481	15.83%	1.00
Offender Reg. Grant	260	144,136	183,063	209,139	209,139	216,968	3.74%	1.67
Concealed Carry Grant	260	32,092	32,035	80,662	30,662	85,692	179.48%	0.33
State Drug Tax	260	-	-	20,000	20,000	20,000	0.00%	-
JAG Grants	263	99,546	121,075	-	494,670	-	-100.00%	-
<b>Total</b>		<b>55,507,506</b>	<b>56,737,555</b>	<b>57,528,679</b>	<b>60,783,318</b>	<b>58,954,010</b>	<b>-3.01%</b>	<b>553.00</b>

**Personnel Summary By Fund**

Position Titles	Fund	Grade	Budgeted Compensation Comparison			FTE Comparison		
			2019 Adopted	2019 Revised	2020 Budget	2019 Adopted	2019 Revised	2020 Budget
County Sheriff	110	ELECT	138,601	142,066	142,066	1.00	1.00	1.00
Undersheriff	110	EXCEPT	310,402	311,175	311,175	3.00	3.00	3.00
Legal Advisor	110	EXCEPT	85,075	87,202	87,202	1.00	1.00	1.00
Sheriff IT Architect	110	GRADE136	85,078	87,205	87,205	1.00	1.00	1.00
Community Collaborator	110	GRADE135	62,609	77,113	77,113	1.00	1.00	1.00
Polygraph Examiner	110	GRADE130	47,263	49,046	49,046	1.00	1.00	1.00
Senior Administrative Officer	110	GRADE127	103,787	106,361	106,361	2.00	2.00	2.00
Administrative Specialist	110	GRADE123	248,722	234,121	234,121	6.00	6.00	6.00
Range Assistant	110	GRADE123	50,831	52,102	52,102	1.00	1.00	1.00
Sheriff Property Supervisor	110	GRADE121	44,204	45,309	45,309	1.00	1.00	1.00
Administrative Assistant	110	GRADE120	199,129	204,083	204,083	6.00	6.00	6.00
Civil Process Server	110	GRADE119	256,291	259,067	259,067	7.00	7.00	7.00
HELD - Civil Process Server	110	GRADE119	-	-	-	1.00	1.00	1.00
Property Technician	110	GRADE119	85,573	85,998	85,998	2.00	2.00	2.00
Fiscal Associate	110	GRADE118	64,717	66,335	66,335	2.00	2.00	2.00
Office Specialist	110	GRADE118	27,320	-	-	1.00	-	-
HELD - Office Specialist	110	GRADE117	-	-	-	1.00	1.00	1.00
Office Specialist	110	GRADE117	820,693	853,692	853,692	27.00	28.00	28.00
PT Detention Deputy	110	EXCEPT	105,792	37,500	37,500	3.00	3.00	3.00
Sheriff PT Specialized	110	EXCEPT	16,648	17,064	17,064	0.50	0.50	0.50
Civil Process Server	110	FROZEN	89,775	73,360	73,360	2.00	2.00	2.00
Office Specialist	110	FROZEN	42,605	42,605	42,605	1.00	1.00	1.00
Detention Captain	110	RANGE137	315,076	338,200	338,200	4.00	4.00	4.00
Sheriff Captain	110	RANGE137	356,713	370,239	370,239	4.00	4.00	4.00
Detention Lieutenant	110	RANGE133	688,151	745,411	745,411	10.00	10.00	10.00
Sheriff Lieutenant	110	RANGE133	701,361	737,162	737,162	9.00	9.00	9.00
Detention Sergeant	110	RANGE130	1,146,074	1,227,777	1,227,777	20.00	20.00	20.00
Forensic Investigator	110	RANGE130	291,070	297,510	349,615	4.00	4.00	5.00
Pilot	110	RANGE130	117,336	136,326	136,326	2.00	2.00	2.00
Sheriff Sergeant	110	RANGE130	1,574,608	1,611,780	1,611,780	23.00	23.00	23.00
Sheriff Detective	110	RANGE128	1,472,474	1,583,319	1,583,319	25.00	25.00	25.00
HELD - Sheriff Deputy	110	RANGE127	-	-	-	2.00	2.00	2.00
Sheriff Deputy	110	RANGE127	5,707,437	5,750,124	5,750,124	109.00	109.00	109.00
Detention Corporal	110	RANGE123	1,717,245	1,774,869	1,774,869	35.00	35.00	35.00
HELD - Detention Corporal	110	RANGE123	-	-	-	1.00	1.00	1.00
Detention Deputy	110	RANGE122	8,767,767	8,523,205	8,523,205	223.00	223.00	223.00
HELD - Detention Deputy	110	RANGE122	-	-	-	5.00	5.00	5.00
Victim Advocate	260	GRADE126	-	40,347	40,347	-	1.00	1.00
Fiscal Associate	260	GRADE118	37,457	38,393	38,393	1.00	1.00	1.00
Sheriff PT Skilled	260	EXCEPT	27,290	27,972	27,972	0.50	0.50	0.50
Sheriff Detective	260	RANGE128	50,788	60,318	60,318	1.00	1.00	1.00
Sheriff Deputy	260	RANGE127	57,197	63,334	63,334	1.00	1.00	1.00
<b>Subtotal</b>					<b>26,209,793</b>			
Add:								
Budgeted Personnel Savings					-			
Compensation Adjustments					1,138,146			
Overtime/On Call/Holiday Pay					2,187,601			
Benefits					14,209,799			
<b>Total Personnel Budget</b>					<b>43,745,340</b>	<b>551.00</b>	<b>552.00</b>	<b>553.00</b>

### • Sheriff Administration

Administration provides executive management and leadership for the Department. This includes the development of organizational objectives, programs approval, diversity initiatives, personnel decisions, administration of the Department's budget, and other funding resources. In addition, Administration has direct oversight of the Professional Standards Unit, along with management of mortgage foreclosure sales. Administration oversees the Support Services Division, Special Projects Unit, Property and Evidence, Records, Training Academy, and the Community Liaison Unit.

#### Fund(s): County General Fund 110

Expenditures	2017 Actual	2018 Actual	2019 Adopted	2019 Revised	2020 Budget	Amnt. Chg. '19 - '20	% Chg. '19 - '20
Personnel	2,971,576	2,984,804	3,263,330	3,241,330	3,212,547	(28,784)	-0.9%
Contractual Services	109,114	206,949	291,682	223,982	295,956	71,974	32.1%
Debt Service	-	-	-	-	-	-	0.0%
Commodities	104,900	53,752	17,230	41,730	17,230	(24,500)	-58.7%
Capital Improvements	-	-	-	-	-	-	0.0%
Capital Equipment	-	576,841	100,000	416,000	100,000	(316,000)	-76.0%
Interfund Transfers	-	200,000	-	-	-	-	0.0%
<b>Total Expenditures</b>	<b>3,185,590</b>	<b>4,022,347</b>	<b>3,672,242</b>	<b>3,923,042</b>	<b>3,625,733</b>	<b>(297,310)</b>	<b>-7.6%</b>
<b>Revenues</b>							
Taxes	-	-	-	-	-	-	0.0%
Intergovernmental	-	-	-	-	-	-	0.0%
Charges For Service	(1,300)	(125)	-	-	(133)	(133)	0.0%
All Other Revenue	120	4,421	25,000	25,000	4,088	(20,912)	-83.6%
<b>Total Revenues</b>	<b>(1,179)</b>	<b>4,296</b>	<b>25,000</b>	<b>25,000</b>	<b>3,956</b>	<b>(21,044)</b>	<b>-84.2%</b>
<b>Full-Time Equivalents (FTEs)</b>	<b>27.50</b>	<b>31.50</b>	<b>32.50</b>	<b>30.50</b>	<b>30.50</b>	<b>-</b>	<b>0.0%</b>

### • Adult Detention Facility

At 1,158 beds, the Adult Detention Facility is the largest jail in Kansas. It is the only such facility in Sedgwick County and holds pretrial and committed inmates for all the cities, the State of Kansas, and all Federal agencies. To avoid overcrowding, the Sheriff contracts with other Kansas sheriffs to house inmates for Sedgwick County. These costs are reflected under the Out of County Housing program. Inmate medical services also are not directly included in the budget for the Adult Detention Facility, but are placed under their own budgeted program. The Sheriff's Office is a member of the Criminal Justice Coordinating Council (CJCC), whose goal is to reduce the number of inmates that have to be kept in custody.

#### Fund(s): County General Fund 110

Expenditures	2017 Actual	2018 Actual	2019 Adopted	2019 Revised	2020 Budget	Amnt. Chg. '19 - '20	% Chg. '19 - '20
Personnel	18,297,251	18,202,743	21,475,681	20,456,681	20,526,651	69,969	0.3%
Contractual Services	1,819,853	1,864,466	2,073,965	2,295,965	2,440,263	144,298	6.3%
Debt Service	-	-	-	-	-	-	0.0%
Commodities	444,713	348,972	345,000	329,634	330,000	366	0.1%
Capital Improvements	-	-	-	101,712	-	(101,712)	-100.0%
Capital Equipment	-	-	10,000	10,000	204,776	194,776	1947.8%
Interfund Transfers	-	-	-	16,000	15,366	(634)	-4.0%
<b>Total Expenditures</b>	<b>20,561,816</b>	<b>20,416,182</b>	<b>23,904,646</b>	<b>23,209,992</b>	<b>23,517,056</b>	<b>307,064</b>	<b>1.3%</b>
<b>Revenues</b>							
Taxes	-	-	-	-	-	-	0.0%
Intergovernmental	-	-	35,674	35,674	-	(35,674)	-100.0%
Charges For Service	4,158,813	4,148,423	4,431,395	4,431,395	4,393,422	(37,973)	-0.9%
All Other Revenue	48,944	13,513	49,275	49,275	5,144	(44,132)	-89.6%
<b>Total Revenues</b>	<b>4,207,758</b>	<b>4,161,936</b>	<b>4,516,345</b>	<b>4,516,345</b>	<b>4,398,566</b>	<b>(117,779)</b>	<b>-2.6%</b>
<b>Full-Time Equivalents (FTEs)</b>	<b>297.00</b>	<b>295.00</b>	<b>295.00</b>	<b>284.00</b>	<b>284.00</b>	<b>-</b>	<b>0.0%</b>



### • Adult Detention Facility Annex

In January of 2019, the Sheriff's Office completed the conversion of the previous Work Release Facility into the Adult Detention Facility Annex. The 180 bed facility significantly reduced the number of Sedgwick County inmates housed out of county. The new Adult Detention Facility Annex will reduce the annual cost of housing inmates out of county by an anticipated one million dollars.

#### Fund(s): County General Fund 110

Expenditures	2017 Actual	2018 Actual	2019 Adopted	2019 Revised	2020 Budget	Amnt. Chg. '19 - '20	% Chg. '19 - '20
Personnel	1,065,272	396,134	596,472	1,376,472	1,445,611	69,139	5.0%
Contractual Services	164,533	225,219	375,267	350,767	375,267	24,500	7.0%
Debt Service	-	-	-	-	-	-	0.0%
Commodities	18,924	34,910	29,000	23,891	29,000	5,109	21.4%
Capital Improvements	-	-	-	-	-	-	0.0%
Capital Equipment	-	-	-	-	-	-	0.0%
Interfund Transfers	1,026,981	-	-	-	-	-	0.0%
<b>Total Expenditures</b>	<b>2,275,710</b>	<b>656,262</b>	<b>1,000,739</b>	<b>1,751,130</b>	<b>1,849,878</b>	<b>98,748</b>	<b>5.6%</b>
<b>Revenues</b>							
Taxes	-	-	-	-	-	-	0.0%
Intergovernmental	-	-	-	-	-	-	0.0%
Charges For Service	202,539	31,862	210,722	210,722	33,149	(177,572)	-84.3%
All Other Revenue	-	-	-	-	-	-	0.0%
<b>Total Revenues</b>	<b>202,539</b>	<b>31,862</b>	<b>210,722</b>	<b>210,722</b>	<b>33,149</b>	<b>(177,572)</b>	<b>-84.3%</b>
<b>Full-Time Equivalents (FTEs)</b>	<b>6.00</b>	<b>7.00</b>	<b>7.00</b>	<b>19.00</b>	<b>19.00</b>	<b>-</b>	<b>0.0%</b>

### • Patrol

Patrol is the Sheriff's Office first responders for enforcing criminal and traffic statutes and County code violations in the unincorporated areas of the County. The Patrol Division operates 24-hours-a-day, seven-days-a-week and includes traffic enforcement, accident investigation, response to 911 calls for assistance, support of other public safety agencies within the county, community relations, and proactive law enforcement. Concentration is placed on utilizing community policing and intelligence led policing to build problem-solving relationships with the community, businesses, and other agencies.

#### Fund(s): County General Fund 110

Expenditures	2017 Actual	2018 Actual	2019 Adopted	2019 Revised	2020 Budget	Amnt. Chg. '19 - '20	% Chg. '19 - '20
Personnel	6,673,264	7,257,947	6,229,905	6,669,905	6,392,942	(276,963)	-4.2%
Contractual Services	120,048	117,691	46,000	199,800	46,000	(153,800)	-77.0%
Debt Service	-	-	-	-	-	-	0.0%
Commodities	95,425	46,693	40,300	24,300	23,420	(880)	-3.6%
Capital Improvements	-	-	-	-	-	-	0.0%
Capital Equipment	-	-	-	-	-	-	0.0%
Interfund Transfers	-	-	-	-	-	-	0.0%
<b>Total Expenditures</b>	<b>6,888,737</b>	<b>7,422,331</b>	<b>6,316,205</b>	<b>6,894,005</b>	<b>6,462,362</b>	<b>(431,643)</b>	<b>-6.3%</b>
<b>Revenues</b>							
Taxes	-	-	-	-	-	-	0.0%
Intergovernmental	7,668	11,579	7,993	7,993	12,071	4,078	51.0%
Charges For Service	14,469	8,685	14,913	14,913	8,955	(5,958)	-40.0%
All Other Revenue	251	2,293	244	244	2,484	2,240	916.9%
<b>Total Revenues</b>	<b>22,387</b>	<b>22,558</b>	<b>23,150</b>	<b>23,150</b>	<b>23,509</b>	<b>359</b>	<b>1.5%</b>
<b>Full-Time Equivalents (FTEs)</b>	<b>80.00</b>	<b>86.00</b>	<b>74.00</b>	<b>76.00</b>	<b>76.00</b>	<b>-</b>	<b>0.0%</b>

**• Investigations**

The Investigations Unit is responsible for solving criminal offenses, misdemeanors, or felonies occurring under the jurisdiction of the Sheriff's Office, such as those in the unincorporated areas of the County. This includes crime scene investigation and criminal violations of State and Federal narcotic and vice statutes. This unit participates in several joint task forces comprised of local, State, and Federal law enforcement agencies.

**Fund(s): County General Fund 110**

Expenditures	2017 Actual	2018 Actual	2019 Adopted	2019 Revised	2020 Budget	Amnt. Chg. '19 - '20	% Chg. '19 - '20
Personnel	3,448,011	3,915,711	3,603,648	3,603,648	3,882,383	278,735	7.7%
Contractual Services	67,261	63,206	62,870	72,870	87,484	14,614	20.1%
Debt Service	-	-	-	-	-	-	0.0%
Commodities	68,269	49,977	30,150	30,150	43,850	13,700	45.4%
Capital Improvements	-	-	-	-	-	-	0.0%
Capital Equipment	-	-	10,000	10,000	31,194	21,194	211.9%
Interfund Transfers	-	-	-	-	-	-	0.0%
<b>Total Expenditures</b>	<b>3,583,542</b>	<b>4,028,895</b>	<b>3,706,668</b>	<b>3,716,668</b>	<b>4,044,911</b>	<b>328,243</b>	<b>8.8%</b>
<b>Revenues</b>							
Taxes	-	-	-	-	-	-	0.0%
Intergovernmental	-	-	-	-	-	-	0.0%
Charges For Service	29,867	15,976	30,770	30,770	16,459	(14,311)	-46.5%
All Other Revenue	-	-	-	-	-	-	0.0%
<b>Total Revenues</b>	<b>29,867</b>	<b>15,976</b>	<b>30,770</b>	<b>30,770</b>	<b>16,459</b>	<b>(14,311)</b>	<b>-46.5%</b>
<b>Full-Time Equivalents (FTEs)</b>	<b>35.00</b>	<b>38.00</b>	<b>37.00</b>	<b>37.00</b>	<b>38.00</b>	<b>1.00</b>	<b>2.7%</b>

**• Civil Process**

Civil Process is responsible for serving legal papers and orders of the Court. The only budget authority included in the program is for personnel costs to support 9.00 FTE positions. These deputies are assigned to the Judicial Division.

**Fund(s): County General Fund 110**

Expenditures	2017 Actual	2018 Actual	2019 Adopted	2019 Revised	2020 Budget	Amnt. Chg. '19 - '20	% Chg. '19 - '20
Personnel	484,477	488,259	513,688	513,688	513,392	(296)	-0.1%
Contractual Services	-	-	-	-	-	-	0.0%
Debt Service	-	-	-	-	-	-	0.0%
Commodities	-	-	-	-	-	-	0.0%
Capital Improvements	-	-	-	-	-	-	0.0%
Capital Equipment	-	-	-	-	-	-	0.0%
Interfund Transfers	-	-	-	-	-	-	0.0%
<b>Total Expenditures</b>	<b>484,477</b>	<b>488,259</b>	<b>513,688</b>	<b>513,688</b>	<b>513,392</b>	<b>(296)</b>	<b>-0.1%</b>
<b>Revenues</b>							
Taxes	-	-	-	-	-	-	0.0%
Intergovernmental	-	-	-	-	-	-	0.0%
Charges For Service	-	-	-	-	-	-	0.0%
All Other Revenue	-	-	-	-	-	-	0.0%
<b>Total Revenues</b>	<b>-</b>	<b>-</b>	<b>-</b>	<b>-</b>	<b>-</b>	<b>-</b>	<b>0.0%</b>
<b>Full-Time Equivalents (FTEs)</b>	<b>9.00</b>	<b>9.00</b>	<b>9.00</b>	<b>9.00</b>	<b>9.00</b>	<b>-</b>	<b>0.0%</b>



### • Sheriff Records

Records is the central repository for all documents handled within the Sheriff's Office. Records provides copies of reports and other documents as requested by the general public, the courts, insurance companies, outside agencies, crime victims, etc.; responds to all Kansas Open Records Act (KORA) requests as required by statute; and acts as the local interface to all State and Federal records databases for use by law enforcement.

#### Fund(s): County General Fund 110

Expenditures	2017 Actual	2018 Actual	2019 Adopted	2019 Revised	2020 Budget	Amnt. Chg. '19 - '20	% Chg. '19 - '20
Personnel	909,027	927,926	984,057	984,057	1,003,239	19,182	1.9%
Contractual Services	27,847	31,883	44,000	49,000	44,000	(5,000)	-10.2%
Debt Service	-	-	-	-	-	-	0.0%
Commodities	10,097	15,327	15,000	7,000	15,000	8,000	114.3%
Capital Improvements	-	-	-	-	-	-	0.0%
Capital Equipment	-	-	-	-	-	-	0.0%
Interfund Transfers	-	-	-	-	-	-	0.0%
<b>Total Expenditures</b>	<b>946,971</b>	<b>975,137</b>	<b>1,043,057</b>	<b>1,040,057</b>	<b>1,062,239</b>	<b>22,182</b>	<b>2.1%</b>
<b>Revenues</b>							
Taxes	-	-	-	-	-	-	0.0%
Intergovernmental	-	-	-	-	-	-	0.0%
Charges For Service	-	-	-	-	-	-	0.0%
All Other Revenue	27,613	30,915	28,729	28,729	30,040	1,311	4.6%
<b>Total Revenues</b>	<b>27,613</b>	<b>30,915</b>	<b>28,729</b>	<b>28,729</b>	<b>30,040</b>	<b>1,311</b>	<b>4.6%</b>
<b>Full-Time Equivalents (FTEs)</b>	<b>16.00</b>	<b>18.00</b>	<b>17.00</b>	<b>17.00</b>	<b>17.00</b>	<b>-</b>	<b>0.0%</b>

### • Sheriff Training

The Training program provides 24 weeks of statutorily mandated academy training for commissioned Sheriff's Office Deputies, 11 weeks of policy driven academy training for Detention Deputies, and all annual in-service training required by statute and/or internal policy. This program also handles all recruiting efforts, background investigations and testing of applicants for all positions within the Sheriff's Office, and oversees operation of the firearms range facility.

#### Fund(s): County General Fund 110

Expenditures	2017 Actual	2018 Actual	2019 Adopted	2019 Revised	2020 Budget	Amnt. Chg. '19 - '20	% Chg. '19 - '20
Personnel	868,291	849,436	870,959	870,959	897,386	26,426	3.0%
Contractual Services	96,062	89,161	86,250	111,250	236,250	125,000	112.4%
Debt Service	-	-	-	-	-	-	0.0%
Commodities	20,535	26,706	11,750	11,750	11,750	-	0.0%
Capital Improvements	-	-	-	-	-	-	0.0%
Capital Equipment	-	-	-	-	-	-	0.0%
Interfund Transfers	-	-	-	-	-	-	0.0%
<b>Total Expenditures</b>	<b>984,887</b>	<b>965,304</b>	<b>968,959</b>	<b>993,959</b>	<b>1,145,386</b>	<b>151,426</b>	<b>15.2%</b>
<b>Revenues</b>							
Taxes	-	-	-	-	-	-	0.0%
Intergovernmental	-	-	-	-	-	-	0.0%
Charges For Service	-	-	-	-	-	-	0.0%
All Other Revenue	-	-	-	-	-	-	0.0%
<b>Total Revenues</b>	<b>-</b>	<b>-</b>	<b>-</b>	<b>-</b>	<b>-</b>	<b>-</b>	<b>0.0%</b>
<b>Full-Time Equivalents (FTEs)</b>	<b>8.00</b>	<b>10.00</b>	<b>10.00</b>	<b>10.00</b>	<b>10.00</b>	<b>-</b>	<b>0.0%</b>

### • Fleet

The Fleet program tracks the cost of fleet charges for the 177 vehicles and airplane used by the Sedgwick County Sheriff's Office.

#### Fund(s): County General Fund 110

Expenditures	2017 Actual	2018 Actual	2019 Adopted	2019 Revised	2020 Budget	Amnt. Chg. '19 - '20	% Chg. '19 - '20
Personnel	-	-	-	-	-	-	0.0%
Contractual Services	1,962,841	2,080,546	2,359,475	2,055,975	2,401,567	345,592	16.8%
Debt Service	-	-	-	-	-	-	0.0%
Commodities	86	1,893	-	1,500	-	(1,500)	-100.0%
Capital Improvements	-	-	-	-	-	-	0.0%
Capital Equipment	-	-	-	-	-	-	0.0%
Interfund Transfers	-	-	-	-	-	-	0.0%
<b>Total Expenditures</b>	<b>1,962,927</b>	<b>2,082,439</b>	<b>2,359,475</b>	<b>2,057,475</b>	<b>2,401,567</b>	<b>344,092</b>	<b>16.7%</b>
<b>Revenues</b>							
Taxes	-	-	-	-	-	-	0.0%
Intergovernmental	-	-	-	-	-	-	0.0%
Charges For Service	-	-	-	-	-	-	0.0%
All Other Revenue	-	-	-	-	-	-	0.0%
<b>Total Revenues</b>	<b>-</b>	<b>-</b>	<b>-</b>	<b>-</b>	<b>-</b>	<b>-</b>	<b>0.0%</b>
<b>Full-Time Equivalents (FTEs)</b>	<b>-</b>	<b>-</b>	<b>-</b>	<b>-</b>	<b>-</b>	<b>-</b>	<b>0.0%</b>

### • Range

Sedgwick County and the City of Wichita jointly fund the firearms range shared by the Sheriff's Office and Wichita Police Department. The Sheriff's Office is responsible for operating expenses and the City reimburses the County on a quarterly basis. The joint firearms training facility is responsible for recruit firearms training, statutory annual in-service training, policy driven in-service training, simulator use of force training, annual tactical scenario training, and ongoing armory maintenance of all Sheriff's Office weapons systems. Sedgwick County filters approximately 185 Commissioned personnel through the facility four times a year for qualifications and training. The Wichita Police Department runs qualifications for approximately 750 officers twice a year. The facility is utilized by outside government agencies such as the Federal Bureau of Investigation (FBI), the Drug Enforcement Agency (DEA), and local municipal agencies within Sedgwick County. Firearms and tactics training is the foundation for keeping Deputies and Officers safe.

#### Fund(s): County General Fund 110

Expenditures	2017 Actual	2018 Actual	2019 Adopted	2019 Revised	2020 Budget	Amnt. Chg. '19 - '20	% Chg. '19 - '20
Personnel	169,735	183,696	170,429	220,429	185,302	(35,127)	-15.9%
Contractual Services	29,630	32,072	34,700	37,000	34,700	(2,300)	-6.2%
Debt Service	-	-	-	-	-	-	0.0%
Commodities	23,149	13,359	21,000	15,000	21,000	6,000	40.0%
Capital Improvements	-	-	-	-	-	-	0.0%
Capital Equipment	-	-	-	-	-	-	0.0%
Interfund Transfers	-	-	-	-	-	-	0.0%
<b>Total Expenditures</b>	<b>222,514</b>	<b>229,128</b>	<b>226,129</b>	<b>272,429</b>	<b>241,002</b>	<b>(31,427)</b>	<b>-11.5%</b>
<b>Revenues</b>							
Taxes	-	-	-	-	-	-	0.0%
Intergovernmental	-	-	-	-	-	-	0.0%
Charges For Service	-	-	-	-	-	-	0.0%
All Other Revenue	11,009	5,548	13,134	13,134	3,272	(9,862)	-75.1%
<b>Total Revenues</b>	<b>11,009</b>	<b>5,548</b>	<b>13,134</b>	<b>13,134</b>	<b>3,272</b>	<b>(9,862)</b>	<b>-75.1%</b>
<b>Full-Time Equivalents (FTEs)</b>	<b>2.00</b>	<b>2.00</b>	<b>2.00</b>	<b>2.00</b>	<b>2.00</b>	<b>-</b>	<b>0.0%</b>

**• Sheriff's Judicial Division**

The Judicial Division includes criminal warrant execution and security of inmates to/from and while in District Court. Other functions include extradition of prisoners arrested on local felony warrants from other states. Law enforcement civil process actions (court ordered evictions and mental health petitions) are also the responsibility of the Judicial Division.

<b>Fund(s): County General Fund 110</b>								
<b>Expenditures</b>	<b>2017 Actual</b>	<b>2018 Actual</b>	<b>2019 Adopted</b>	<b>2019 Revised</b>	<b>2020 Budget</b>	<b>Amnt. Chg. '19 - '20</b>	<b>% Chg. '19 - '20</b>	
Personnel	4,253,271	4,698,155	4,410,587	4,840,587	4,579,636	(260,951)	-5.4%	
Contractual Services	59,362	89,268	37,020	145,120	37,020	(108,100)	-74.5%	
Debt Service	-	-	-	-	-	-	0.0%	
Commodities	46,710	27,588	19,400	17,400	19,400	2,000	11.5%	
Capital Improvements	-	-	-	-	-	-	0.0%	
Capital Equipment	-	-	-	-	-	-	0.0%	
Interfund Transfers	-	-	-	-	-	-	0.0%	
<b>Total Expenditures</b>	<b>4,359,343</b>	<b>4,815,010</b>	<b>4,467,007</b>	<b>5,003,107</b>	<b>4,636,056</b>	<b>(367,051)</b>	<b>-7.3%</b>	
<b>Revenues</b>								
Taxes	-	-	-	-	-	-	0.0%	
Intergovernmental	-	-	-	-	-	-	0.0%	
Charges For Service	279,836	324,108	286,340	286,340	337,201	50,862	17.8%	
All Other Revenue	-	-	-	-	-	-	0.0%	
<b>Total Revenues</b>	<b>279,836</b>	<b>324,108</b>	<b>286,340</b>	<b>286,340</b>	<b>337,201</b>	<b>50,862</b>	<b>17.8%</b>	
<b>Full-Time Equivalents (FTEs)</b>	<b>51.00</b>	<b>53.00</b>	<b>53.00</b>	<b>52.00</b>	<b>52.00</b>	<b>-</b>	<b>0.0%</b>	

**• Exploited & Missing Children Unit**

The Exploited and Missing Children Unit (EMCU) is a jointly operated program between the Sedgwick County Sheriff's Office, the Kansas Department for Children and Families (DCF), and the Wichita Police Department that investigates child abuse and missing children cases.

<b>Fund(s): County General Fund 110</b>								
<b>Expenditures</b>	<b>2017 Actual</b>	<b>2018 Actual</b>	<b>2019 Adopted</b>	<b>2019 Revised</b>	<b>2020 Budget</b>	<b>Amnt. Chg. '19 - '20</b>	<b>% Chg. '19 - '20</b>	
Personnel	105,269	107,408	112,390	112,390	114,759	2,369	2.1%	
Contractual Services	13,420	11,666	17,500	17,500	17,500	-	0.0%	
Debt Service	-	-	-	-	-	-	0.0%	
Commodities	9,056	7,944	11,600	11,600	11,600	-	0.0%	
Capital Improvements	-	-	-	-	-	-	0.0%	
Capital Equipment	-	-	-	-	-	-	0.0%	
Interfund Transfers	-	-	-	-	-	-	0.0%	
<b>Total Expenditures</b>	<b>127,746</b>	<b>127,019</b>	<b>141,490</b>	<b>141,490</b>	<b>143,859</b>	<b>2,369</b>	<b>1.7%</b>	
<b>Revenues</b>								
Taxes	-	-	-	-	-	-	0.0%	
Intergovernmental	95,960	82,983	100,378	100,378	86,763	(13,615)	-13.6%	
Charges For Service	-	-	-	-	-	-	0.0%	
All Other Revenue	28	-	29	29	29	-	1.7%	
<b>Total Revenues</b>	<b>95,988</b>	<b>82,983</b>	<b>100,407</b>	<b>100,407</b>	<b>86,792</b>	<b>(13,615)</b>	<b>-13.6%</b>	
<b>Full-Time Equivalents (FTEs)</b>	<b>2.00</b>	<b>2.00</b>	<b>2.00</b>	<b>2.00</b>	<b>2.00</b>	<b>-</b>	<b>0.0%</b>	

**• Out of County Housing**

The current Adult Detention Facility capacity of 1,158 general and special purpose beds does not have enough capacity to house all of the individuals placed in the Sheriff's custody. To avoid overcrowding, the Sheriff contracts with other facilities throughout the State to house individuals; approximately 200 inmates on average are housed outside Sedgwick County daily. In these instances where out of county housing is necessary, the Sheriff's Office also assumes responsibility for transporting these individuals back to Sedgwick County for all necessary court appearances or release.

<b>Fund(s): County General Fund 110</b>								
<b>Expenditures</b>	<b>2017 Actual</b>	<b>2018 Actual</b>	<b>2019 Adopted</b>	<b>2019 Revised</b>	<b>2020 Budget</b>	<b>Amnt. Chg. '19 - '20</b>	<b>% Chg. '19 - '20</b>	
Personnel	-	-	-	-	-	-	0.0%	
Contractual Services	2,413,960	2,738,790	1,200,000	2,690,000	1,200,000	(1,490,000)	-55.4%	
Debt Service	-	-	-	-	-	-	0.0%	
Commodities	-	-	-	-	-	-	0.0%	
Capital Improvements	-	-	-	-	-	-	0.0%	
Capital Equipment	-	-	-	-	-	-	0.0%	
Interfund Transfers	-	-	-	-	-	-	0.0%	
<b>Total Expenditures</b>	<b>2,413,960</b>	<b>2,738,790</b>	<b>1,200,000</b>	<b>2,690,000</b>	<b>1,200,000</b>	<b>(1,490,000)</b>	<b>-55.4%</b>	
<b>Revenues</b>								
Taxes	-	-	-	-	-	-	0.0%	
Intergovernmental	-	-	-	-	-	-	0.0%	
Charges For Service	-	-	-	-	-	-	0.0%	
All Other Revenue	-	-	-	-	-	-	0.0%	
<b>Total Revenues</b>	<b>-</b>	<b>-</b>	<b>-</b>	<b>-</b>	<b>-</b>	<b>-</b>	<b>0.0%</b>	
<b>Full-Time Equivalents (FTEs)</b>	<b>-</b>	<b>-</b>	<b>-</b>	<b>-</b>	<b>-</b>	<b>-</b>	<b>0.0%</b>	

**• Inmate Medical Services**

While an individual is in the custody of the Sheriff, Sedgwick County is held responsible for providing access to reasonable and necessary medical, mental health, and dental care, including medications. Sedgwick County contracts with a qualified provider for these services. The operation of a 24-hour-a-day, seven-days-a-week medical clinic inside the Detention Facility is included in the medical services contract. Medical needs and costs of inmates housed in outside counties remain the responsibility of Sedgwick County and are also covered under the medical services contract.

<b>Fund(s): County General Fund 110</b>								
<b>Expenditures</b>	<b>2017 Actual</b>	<b>2018 Actual</b>	<b>2019 Adopted</b>	<b>2019 Revised</b>	<b>2020 Budget</b>	<b>Amnt. Chg. '19 - '20</b>	<b>% Chg. '19 - '20</b>	
Personnel	-	-	-	-	-	-	0.0%	
Contractual Services	5,761,272	5,855,375	6,223,507	6,223,507	6,223,507	-	0.0%	
Debt Service	-	-	-	-	-	-	0.0%	
Commodities	-	-	-	-	-	-	0.0%	
Capital Improvements	-	-	-	-	-	-	0.0%	
Capital Equipment	-	-	-	-	-	-	0.0%	
Interfund Transfers	-	-	-	-	-	-	0.0%	
<b>Total Expenditures</b>	<b>5,761,272</b>	<b>5,855,375</b>	<b>6,223,507</b>	<b>6,223,507</b>	<b>6,223,507</b>	<b>-</b>	<b>0.0%</b>	
<b>Revenues</b>								
Taxes	-	-	-	-	-	-	0.0%	
Intergovernmental	-	-	-	-	-	-	0.0%	
Charges For Service	-	-	-	-	-	-	0.0%	
All Other Revenue	-	-	-	-	-	-	0.0%	
<b>Total Revenues</b>	<b>-</b>	<b>-</b>	<b>-</b>	<b>-</b>	<b>-</b>	<b>-</b>	<b>0.0%</b>	
<b>Full-Time Equivalents (FTEs)</b>	<b>-</b>	<b>-</b>	<b>-</b>	<b>-</b>	<b>-</b>	<b>-</b>	<b>0.0%</b>	

**• Property and Evidence**

The Property and Evidence/Supply program is responsible for the storage, safekeeping, and proper disposal of property and evidence that comes into possession of the Sheriff's Office during the normal course of business. It also orders, maintains a working inventory of, and issues uniforms and other equipment assigned to all personnel within the Sheriff's Office.

**Fund(s): County General Fund 110**

Expenditures	2017 Actual	2018 Actual	2019 Adopted	2019 Revised	2020 Budget	Amnt. Chg. '19 - '20	% Chg. '19 - '20
Personnel	185,548	187,853	193,844	193,844	191,274	(2,571)	-1.3%
Contractual Services	33,262	30,868	35,950	35,950	35,950	-	0.0%
Debt Service	-	-	-	-	-	-	0.0%
Commodities	174,043	209,074	140,100	155,075	140,100	(14,975)	-9.7%
Capital Improvements	-	-	-	-	-	-	0.0%
Capital Equipment	-	-	-	-	-	-	0.0%
Interfund Transfers	-	-	-	-	-	-	0.0%
<b>Total Expenditures</b>	<b>392,853</b>	<b>427,795</b>	<b>369,894</b>	<b>384,869</b>	<b>367,324</b>	<b>(17,546)</b>	<b>-4.6%</b>
<b>Revenues</b>							
Taxes	-	-	-	-	-	-	0.0%
Intergovernmental	-	-	-	-	-	-	0.0%
Charges For Service	-	-	-	-	-	-	0.0%
All Other Revenue	24,163	800	25,070	25,070	869	(24,201)	-96.5%
<b>Total Revenues</b>	<b>24,163</b>	<b>800</b>	<b>25,070</b>	<b>25,070</b>	<b>869</b>	<b>(24,201)</b>	<b>-96.5%</b>
<b>Full-Time Equivalents (FTEs)</b>	<b>3.00</b>	<b>3.00</b>	<b>3.00</b>	<b>3.00</b>	<b>3.00</b>	<b>-</b>	<b>0.0%</b>

**• Offender Registration Unit**

The Offender Registration Unit is responsible for Federal and State compliance of several types of offenders including those who have committed violent and/or sex offenses which includes verification of permanent addresses of the offenders and conducting multiple face-to-face contacts.

The County General Fund portion of this program is reflected below.

**Fund(s): County General Fund 110**

Expenditures	2017 Actual	2018 Actual	2019 Adopted	2019 Revised	2020 Budget	Amnt. Chg. '19 - '20	% Chg. '19 - '20
Personnel	443,856	467,961	423,942	423,942	434,172	10,231	2.4%
Contractual Services	28,361	30,898	37,500	37,500	37,500	-	0.0%
Debt Service	-	-	-	-	-	-	0.0%
Commodities	4,285	10,747	6,700	6,700	6,700	-	0.0%
Capital Improvements	-	-	-	-	-	-	0.0%
Capital Equipment	-	-	-	-	-	-	0.0%
Interfund Transfers	-	-	-	-	-	-	0.0%
<b>Total Expenditures</b>	<b>476,502</b>	<b>509,606</b>	<b>468,142</b>	<b>468,142</b>	<b>478,372</b>	<b>10,231</b>	<b>2.2%</b>
<b>Revenues</b>							
Taxes	-	-	-	-	-	-	0.0%
Intergovernmental	-	-	-	-	-	-	0.0%
Charges For Service	-	-	-	-	-	-	0.0%
All Other Revenue	-	-	-	-	-	-	0.0%
<b>Total Revenues</b>	<b>-</b>	<b>-</b>	<b>-</b>	<b>-</b>	<b>-</b>	<b>-</b>	<b>0.0%</b>
<b>Full-Time Equivalents (FTEs)</b>	<b>6.00</b>	<b>6.00</b>	<b>6.00</b>	<b>6.00</b>	<b>6.00</b>	<b>-</b>	<b>0.0%</b>

**• Special Law Enforcement Trust**

The Special Law Enforcement Trust Fund is the depository for proceeds acquired through seizing and court ordered forfeiture of assets related to criminal activity at the state and local level and drug tax proceeds. Kansas law directs that these funds shall not be considered a source of revenue to meet normal operating expenses, but shall be used for special, additional law enforcement purposes only.

<b>Fund(s): Sheriff - Grants 260</b>								
<b>Expenditures</b>	<b>2017 Actual</b>	<b>2018 Actual</b>	<b>2019 Adopted</b>	<b>2019 Revised</b>	<b>2020 Budget</b>	<b>Amnt. Chg. '19 - '20</b>	<b>% Chg. '19 - '20</b>	
Personnel	-	-	-	-	-	-	0.0%	
Contractual Services	31,596	40,071	109,000	109,000	109,000	-	0.0%	
Debt Service	-	-	-	-	-	-	0.0%	
Commodities	16,214	4,940	100,000	100,000	100,000	-	0.0%	
Capital Improvements	-	-	-	-	-	-	0.0%	
Capital Equipment	-	-	-	-	-	-	0.0%	
Interfund Transfers	-	-	-	-	-	-	0.0%	
<b>Total Expenditures</b>	<b>47,810</b>	<b>45,011</b>	<b>209,000</b>	<b>209,000</b>	<b>209,000</b>	<b>-</b>	<b>0.0%</b>	
<b>Revenues</b>								
Taxes	(15)	-	-	-	-	-	0.0%	
Intergovernmental	-	-	-	-	-	-	0.0%	
Charges For Service	-	-	-	-	-	-	0.0%	
All Other Revenue	1,033	21,078	1,089	1,089	19,873	18,784	1724.2%	
<b>Total Revenues</b>	<b>1,018</b>	<b>21,078</b>	<b>1,089</b>	<b>1,089</b>	<b>19,873</b>	<b>18,784</b>	<b>1724.2%</b>	
<b>Full-Time Equivalents (FTEs)</b>	<b>-</b>	<b>-</b>	<b>-</b>	<b>-</b>	<b>-</b>	<b>-</b>	<b>0.0%</b>	

**• Federal Asset**

Federal Asset Forfeiture represents resources acquired through the final disposition of assets seized through drug enforcement activities by the Federal government. When assets are sold or otherwise disposed of, the Sheriff's Office receives a portion of the proceeds from cases that it provided assistance for, whether directly or by providing information resulting in a seizure. These funds are provided through the U.S. Department of Justice and can be used only to supplement certain law enforcement activities as set out under Federal guidelines.

<b>Fund(s): Sheriff - Grants 260</b>								
<b>Expenditures</b>	<b>2017 Actual</b>	<b>2018 Actual</b>	<b>2019 Adopted</b>	<b>2019 Revised</b>	<b>2020 Budget</b>	<b>Amnt. Chg. '19 - '20</b>	<b>% Chg. '19 - '20</b>	
Personnel	-	-	-	-	-	-	0.0%	
Contractual Services	155,988	156,794	25,000	26,250	25,000	(1,250)	-4.8%	
Debt Service	-	-	-	-	-	-	0.0%	
Commodities	125,877	116,183	25,000	23,750	25,000	1,250	5.3%	
Capital Improvements	-	-	-	-	-	-	0.0%	
Capital Equipment	-	-	-	-	-	-	0.0%	
Interfund Transfers	-	-	-	-	-	-	0.0%	
<b>Total Expenditures</b>	<b>281,865</b>	<b>272,977</b>	<b>50,000</b>	<b>50,000</b>	<b>50,000</b>	<b>-</b>	<b>0.0%</b>	
<b>Revenues</b>								
Taxes	-	-	-	-	-	-	0.0%	
Intergovernmental	-	-	-	-	-	-	0.0%	
Charges For Service	-	-	-	-	-	-	0.0%	
All Other Revenue	34,820	61,493	36,241	36,241	59,272	23,031	63.5%	
<b>Total Revenues</b>	<b>34,820</b>	<b>61,493</b>	<b>36,241</b>	<b>36,241</b>	<b>59,272</b>	<b>23,031</b>	<b>63.5%</b>	
<b>Full-Time Equivalents (FTEs)</b>	<b>-</b>	<b>-</b>	<b>-</b>	<b>-</b>	<b>-</b>	<b>-</b>	<b>0.0%</b>	



**• Body Armor Replacement**

Throughout the year, the Sheriff's Office may receive donations from private citizens to provide department personnel with protective body armor. These donations are placed in this separate program budget used exclusively for the replacement of body armor.

<b>Fund(s): Sheriff - Grants 260</b>							
<b>Expenditures</b>	<b>2017 Actual</b>	<b>2018 Actual</b>	<b>2019 Adopted</b>	<b>2019 Revised</b>	<b>2020 Budget</b>	<b>Amnt. Chg. '19 - '20</b>	<b>% Chg. '19 - '20</b>
Personnel	-	-	-	-	-	-	0.0%
Contractual Services	-	-	-	-	-	-	0.0%
Debt Service	-	-	-	-	-	-	0.0%
Commodities	3,104	6,454	6,454	6,454	6,454	-	0.0%
Capital Improvements	-	-	-	-	-	-	0.0%
Capital Equipment	-	-	-	-	-	-	0.0%
Interfund Transfers	-	-	-	-	-	-	0.0%
<b>Total Expenditures</b>	<b>3,104</b>	<b>6,454</b>	<b>6,454</b>	<b>6,454</b>	<b>6,454</b>	<b>-</b>	<b>0.0%</b>
<b>Revenues</b>							
Taxes	-	-	-	-	-	-	0.0%
Intergovernmental	-	-	-	-	-	-	0.0%
Charges For Service	-	-	-	-	-	-	0.0%
All Other Revenue	-	-	-	-	-	-	0.0%
<b>Total Revenues</b>	<b>-</b>	<b>-</b>	<b>-</b>	<b>-</b>	<b>-</b>	<b>-</b>	<b>0.0%</b>
<b>Full-Time Equivalents (FTEs)</b>	<b>-</b>	<b>-</b>	<b>-</b>	<b>-</b>	<b>-</b>	<b>-</b>	<b>0.0%</b>

**• Donations**

Throughout the year the Sheriff's Office receives donations from private citizens and local businesses. Some donations do not have specific instructions on how to use the funds, while some are made for a particular use. This funding is managed at the discretion of the Sheriff's Office. Examples of the uses of these funds are: K-9 unit operations (vet bills and training aids) and youth program support (D.A.R.E.).

<b>Fund(s): Sheriff - Grants 260</b>							
<b>Expenditures</b>	<b>2017 Actual</b>	<b>2018 Actual</b>	<b>2019 Adopted</b>	<b>2019 Revised</b>	<b>2020 Budget</b>	<b>Amnt. Chg. '19 - '20</b>	<b>% Chg. '19 - '20</b>
Personnel	-	-	-	-	-	-	0.0%
Contractual Services	4,352	-	38,000	17,000	38,000	21,000	123.5%
Debt Service	-	-	-	-	-	-	0.0%
Commodities	7,672	10,877	36,500	36,500	36,500	-	0.0%
Capital Improvements	-	-	-	-	-	-	0.0%
Capital Equipment	-	-	-	-	-	-	0.0%
Interfund Transfers	-	-	-	-	-	-	0.0%
<b>Total Expenditures</b>	<b>12,024</b>	<b>10,877</b>	<b>74,500</b>	<b>53,500</b>	<b>74,500</b>	<b>21,000</b>	<b>39.3%</b>
<b>Revenues</b>							
Taxes	-	-	-	-	-	-	0.0%
Intergovernmental	-	-	-	-	-	-	0.0%
Charges For Service	-	-	-	-	-	-	0.0%
All Other Revenue	29,100	26,430	29,685	29,685	26,451	(3,234)	-10.9%
<b>Total Revenues</b>	<b>29,100</b>	<b>26,430</b>	<b>29,685</b>	<b>29,685</b>	<b>26,451</b>	<b>(3,234)</b>	<b>-10.9%</b>
<b>Full-Time Equivalents (FTEs)</b>	<b>-</b>	<b>-</b>	<b>-</b>	<b>-</b>	<b>-</b>	<b>-</b>	<b>0.0%</b>

### • Sheriff Other Grants

The Sheriff receives a variety of grants from the State of Kansas, the Federal government, and at times from private business. The majority of these grants, as reflected in aggregate on this page, traditionally provide a one-time funding source to serve a specific purpose.

#### Fund(s): Sheriff - Grants 260

Expenditures	2017 Actual	2018 Actual	2019 Adopted	2019 Revised	2020 Budget	Amnt. Chg. '19 - '20	% Chg. '19 - '20
Personnel	28,219	29,076	31,107	31,107	31,952	845	2.7%
Contractual Services	9,059	9,730	14,000	14,000	14,000	-	0.0%
Debt Service	-	-	-	-	-	-	0.0%
Commodities	4,790	2,803	4,900	4,900	4,900	-	0.0%
Capital Improvements	-	-	-	-	-	-	0.0%
Capital Equipment	-	-	-	-	-	-	0.0%
Interfund Transfers	-	-	-	-	-	-	0.0%
<b>Total Expenditures</b>	<b>42,068</b>	<b>41,609</b>	<b>50,007</b>	<b>50,007</b>	<b>50,852</b>	<b>845</b>	<b>1.7%</b>
<b>Revenues</b>							
Taxes	-	-	-	-	-	-	0.0%
Intergovernmental	72,960	58,750	76,056	76,056	61,243	(14,813)	-19.5%
Charges For Service	-	-	-	-	-	-	0.0%
All Other Revenue	59	3,685	63	63	3,838	3,774	5977.0%
<b>Total Revenues</b>	<b>73,019</b>	<b>62,435</b>	<b>76,120</b>	<b>76,120</b>	<b>65,081</b>	<b>(11,039)</b>	<b>-14.5%</b>
<b>Full-Time Equivalents (FTEs)</b>	<b>0.50</b>	<b>0.50</b>	<b>0.50</b>	<b>0.50</b>	<b>0.50</b>	<b>-</b>	<b>0.0%</b>

### • Internet Crimes Against Children

Internet Crimes Against Children (ICAC) is a program operated by the EMCU through a Federal grant. This grant funds one full-time Sheriff Detective and one Wichita Police Department Detective, the purchase and maintenance of specialized equipment, and training expenses. The mission of ICAC is to protect children and young adults from sexual predators who use the Internet for criminal activities. Under grant guidelines, ICAC is a part of a statewide taskforce and provides support and training for 33 smaller Kansas ICAC affiliates. ICAC is one of 61 regional ICAC units positioned throughout the United States.

#### Fund(s): Sheriff - Grants 260

Expenditures	2017 Actual	2018 Actual	2019 Adopted	2019 Revised	2020 Budget	Amnt. Chg. '19 - '20	% Chg. '19 - '20
Personnel	97,278	89,541	84,404	84,404	97,155	12,751	15.1%
Contractual Services	117,327	169,022	145,668	216,668	146,267	(70,400)	-32.5%
Debt Service	-	-	-	-	-	-	0.0%
Commodities	1,409	6,014	16,998	16,998	16,998	-	0.0%
Capital Improvements	-	-	-	-	-	-	0.0%
Capital Equipment	-	-	-	-	-	-	0.0%
Interfund Transfers	-	-	-	-	-	-	0.0%
<b>Total Expenditures</b>	<b>216,014</b>	<b>264,577</b>	<b>247,070</b>	<b>318,070</b>	<b>260,420</b>	<b>(57,649)</b>	<b>-18.1%</b>
<b>Revenues</b>							
Taxes	-	-	-	-	-	-	0.0%
Intergovernmental	281,508	258,723	268,681	268,681	238,439	(30,242)	-11.3%
Charges For Service	-	-	-	-	-	-	0.0%
All Other Revenue	-	2,795	-	-	2,851	2,851	0.0%
<b>Total Revenues</b>	<b>281,508</b>	<b>261,518</b>	<b>268,681</b>	<b>268,681</b>	<b>241,290</b>	<b>(27,391)</b>	<b>-10.2%</b>
<b>Full-Time Equivalents (FTEs)</b>	<b>1.00</b>	<b>1.00</b>	<b>1.00</b>	<b>1.00</b>	<b>1.00</b>	<b>-</b>	<b>0.0%</b>

### • Federal Victims of Crime Act

In late 2018 the Sheriff's Office was awarded a Victims of Crime Act (VOCA) grant. The grant supports the new Victim Advocate position and other victim focused services. The Victim Advocate was hired in April of 2019 and will advocate for victims, provide referrals to other community resources, and assist victims with navigating the criminal justice system.

#### Fund(s): Sheriff - Grants 260

Expenditures	2017 Actual	2018 Actual	2019 Adopted	2019 Revised	2020 Budget	Amnt. Chg. '19 - '20	% Chg. '19 - '20
Personnel	-	-	-	40,402	67,481	27,079	67.0%
Contractual Services	-	-	-	11,028	-	(11,028)	-100.0%
Debt Service	-	-	-	-	-	-	0.0%
Commodities	-	-	-	6,826	-	(6,826)	-100.0%
Capital Improvements	-	-	-	-	-	-	0.0%
Capital Equipment	-	-	-	-	-	-	0.0%
Interfund Transfers	-	-	-	-	-	-	0.0%
<b>Total Expenditures</b>	-	-	-	<b>58,256</b>	<b>67,481</b>	<b>9,225</b>	<b>15.8%</b>
<b>Revenues</b>							
Taxes	-	-	-	-	-	-	0.0%
Intergovernmental	-	-	-	42,890	42,800	(90)	-0.2%
Charges For Service	-	-	-	-	-	-	0.0%
All Other Revenue	-	-	-	15,366	15,366	-	0.0%
<b>Total Revenues</b>	-	-	-	<b>58,256</b>	<b>58,166</b>	<b>(90)</b>	<b>-0.2%</b>
<b>Full-Time Equivalents (FTEs)</b>	-	-	-	<b>1.00</b>	<b>1.00</b>	-	<b>0.0%</b>

### • Offender Registration Grant

The Offender Registration Unit is responsible for Federal and State compliance of several types of offenders including those who have committed violent and/or sex offenses which includes verification of permanent addresses of the offenders and conducting multiple face-to-face contacts.

The portion of this program funded with fees is reflected below.

#### Fund(s): Sheriff - Grants 260

Expenditures	2017 Actual	2018 Actual	2019 Adopted	2019 Revised	2020 Budget	Amnt. Chg. '19 - '20	% Chg. '19 - '20
Personnel	109,126	141,138	126,939	136,939	134,768	(2,171)	-1.6%
Contractual Services	32,653	36,726	77,500	67,500	77,500	10,000	14.8%
Debt Service	-	-	-	-	-	-	0.0%
Commodities	2,356	5,199	4,700	4,700	4,700	-	0.0%
Capital Improvements	-	-	-	-	-	-	0.0%
Capital Equipment	-	-	-	-	-	-	0.0%
Interfund Transfers	-	-	-	-	-	-	0.0%
<b>Total Expenditures</b>	<b>144,136</b>	<b>183,063</b>	<b>209,139</b>	<b>209,139</b>	<b>216,968</b>	<b>7,829</b>	<b>3.7%</b>
<b>Revenues</b>							
Taxes	-	-	-	-	-	-	0.0%
Intergovernmental	-	-	-	-	-	-	0.0%
Charges For Service	216,035	237,005	226,087	226,087	248,033	21,946	9.7%
All Other Revenue	-	-	-	-	-	-	0.0%
<b>Total Revenues</b>	<b>216,035</b>	<b>237,005</b>	<b>226,087</b>	<b>226,087</b>	<b>248,033</b>	<b>21,946</b>	<b>9.7%</b>
<b>Full-Time Equivalents (FTEs)</b>	<b>1.67</b>	<b>1.67</b>	<b>1.67</b>	<b>1.67</b>	<b>1.67</b>	-	<b>0.0%</b>

### • Concealed Carry Grant

Effective July 2008, the State of Kansas amended the act under which persons may apply and receive a permit to carry a concealed weapon. One of the changes provided that such revenues collected by the Sheriff would no longer be deposited into the County's General Fund. The revenue must be deposited into a special fund restricted solely for law enforcement and criminal prosecution purposes. The Sheriff has pledged to use these funds to reimburse the costs of the Offender Registration Unit, as this unit provides the non-custodial fingerprinting services that are provided by the Sheriff's Office, which includes the concealed carry weapons licenses.

#### Fund(s): Sheriff - Grants 260

Expenditures	2017 Actual	2018 Actual	2019 Adopted	2019 Revised	2020 Budget	Amnt. Chg. '19 - '20	% Chg. '19 - '20
Personnel	30,080	32,159	29,662	30,162	34,692	4,531	15.0%
Contractual Services	-	-	30,000	-	30,000	30,000	0.0%
Debt Service	-	-	-	-	-	-	0.0%
Commodities	2,012	(124)	21,000	500	21,000	20,500	4100.0%
Capital Improvements	-	-	-	-	-	-	0.0%
Capital Equipment	-	-	-	-	-	-	0.0%
Interfund Transfers	-	-	-	-	-	-	0.0%
<b>Total Expenditures</b>	<b>32,092</b>	<b>32,035</b>	<b>80,662</b>	<b>30,662</b>	<b>85,692</b>	<b>55,031</b>	<b>179.5%</b>
<b>Revenues</b>							
Taxes	-	-	-	-	-	-	0.0%
Intergovernmental	-	-	-	-	-	-	0.0%
Charges For Service	24,568	20,706	24,568	24,568	20,706	(3,862)	-15.7%
All Other Revenue	-	-	-	-	-	-	0.0%
<b>Total Revenues</b>	<b>24,568</b>	<b>20,706</b>	<b>24,568</b>	<b>24,568</b>	<b>20,706</b>	<b>(3,862)</b>	<b>-15.7%</b>
<b>Full-Time Equivalents (FTEs)</b>	<b>0.33</b>	<b>0.33</b>	<b>0.33</b>	<b>0.33</b>	<b>0.33</b>	<b>-</b>	<b>0.0%</b>

### • State Drug Tax

Drug tax stamp revenue is a statutory "tax" assessed against the value of illicit drugs when illegally possessed and sold. The offender is charged with a "tax" and receives a decal stamp(s) showing taxes for the drug have been paid. These funds are provided through the U.S. Department of Justice and can be used only to supplement certain law enforcement activities as set out under Federal guidelines.

#### Fund(s): Sheriff - Grants 260

Expenditures	2017 Actual	2018 Actual	2019 Adopted	2019 Revised	2020 Budget	Amnt. Chg. '19 - '20	% Chg. '19 - '20
Personnel	-	-	-	-	-	-	0.0%
Contractual Services	-	-	10,000	10,000	10,000	-	0.0%
Debt Service	-	-	-	-	-	-	0.0%
Commodities	-	-	10,000	10,000	10,000	-	0.0%
Capital Improvements	-	-	-	-	-	-	0.0%
Capital Equipment	-	-	-	-	-	-	0.0%
Interfund Transfers	-	-	-	-	-	-	0.0%
<b>Total Expenditures</b>	<b>-</b>	<b>-</b>	<b>20,000</b>	<b>20,000</b>	<b>20,000</b>	<b>-</b>	<b>0.0%</b>
<b>Revenues</b>							
Taxes	11,249	32,360	11,475	11,475	34,665	23,190	202.1%
Intergovernmental	-	-	-	-	-	-	0.0%
Charges For Service	-	-	-	-	-	-	0.0%
All Other Revenue	-	-	-	-	-	-	0.0%
<b>Total Revenues</b>	<b>11,249</b>	<b>32,360</b>	<b>11,475</b>	<b>11,475</b>	<b>34,665</b>	<b>23,190</b>	<b>202.1%</b>
<b>Full-Time Equivalents (FTEs)</b>	<b>-</b>	<b>-</b>	<b>-</b>	<b>-</b>	<b>-</b>	<b>-</b>	<b>0.0%</b>

**• Justice Assistance Grants**

The Justice Assistance Grant Program (JAG) allows states and local governments to support a broad range of activities to prevent and control crime and to improve the criminal justice system.

<b>Fund(s): Jag Grants 263</b>								
<b>Expenditures</b>	<b>2017 Actual</b>	<b>2018 Actual</b>	<b>2019 Adopted</b>	<b>2019 Revised</b>	<b>2020 Budget</b>	<b>Amnt. Chg. '19 - '20</b>	<b>% Chg. '19 - '20</b>	
Personnel	-	-	-	-	-	-	0.0%	
Contractual Services	109,546	33,666	-	421,006	-	(421,006)	-100.0%	
Debt Service	-	-	-	-	-	-	0.0%	
Commodities	-	87,409	-	73,664	-	(73,664)	-100.0%	
Capital Improvements	-	-	-	-	-	-	0.0%	
Capital Equipment	(10,000)	-	-	-	-	-	0.0%	
Interfund Transfers	-	-	-	-	-	-	0.0%	
<b>Total Expenditures</b>	<b>99,546</b>	<b>121,075</b>	<b>-</b>	<b>494,670</b>	<b>-</b>	<b>(494,670)</b>	<b>-100.0%</b>	
<b>Revenues</b>								
Taxes	-	-	-	-	-	-	0.0%	
Intergovernmental	124,806	54,121	-	494,670	-	(494,670)	-100.0%	
Charges For Service	-	-	-	-	-	-	0.0%	
All Other Revenue	-	-	-	-	-	-	0.0%	
<b>Total Revenues</b>	<b>124,806</b>	<b>54,121</b>	<b>-</b>	<b>494,670</b>	<b>-</b>	<b>(494,670)</b>	<b>-100.0%</b>	
<b>Full-Time Equivalents (FTEs)</b>	<b>-</b>	<b>-</b>	<b>-</b>	<b>-</b>	<b>-</b>	<b>-</b>	<b>0.0%</b>	