

DPS Monthly Highlights

Sedgwick County Division of Public Services

November 2019 Departmental Highlights Report

Department on Aging

Options Counseling	JAN	FEB	MAR	APR	MAY	JUN	JUL	AUG	SEP	OCT	NOV	DEC	TOTAL	AVG
2019	404	352	368	396	364	247	262	91	66	64	32		2,646	241
2018	347	347	367	541	396	344	361	361	252	432	333	342	4,423	369
2017	439	403	465	375	421	403	309	368	303	281	281	241	4,289	357
2016	349	339	375	354	506	384	317	395	297	343	319	381	4,359	363
Information & Referral Assistance (I&RA)	JAN	FEB	MAR	APR	MAY	JUN	JUL	AUG	SEP	OCT	NOV	DEC	TOTAL	AVG
2019	2,984	2,668	2,767	2,718	2,716	2,691	3,015	2,945	3,120	3,346	2,642		31,612	2,874
2018	3,314	2,161	3,117	2,021	3,134	3,258	3,035	3,299	2,794	3,793	3,054	2,433	35,413	2,951
2017	3,702	3,160	3,678	3,141	3,555	4,118	3,618	4,037	3,481	4,114	4,114	2,737	43,455	3,621
2016	3,298	3,182	3,177	3,595	3,595	3,761	3,483	4,935	4,210	3,063	1,977	2,964	41,240	3,437
Medicaid Waiver Assessment	JAN	FEB	MAR	APR	MAY	JUN	JUL	AUG	SEP	OCT	NOV	DEC	TOTAL	AVG
2019	581	495	561	566	542	474	540	589	551	637	471		6,007	546
2018	633	601	608	619	589	511	581	563	453	622	457	493	6,730	561
2017	531	483	628	548	548	565	443	569	552	494	543	613	6,517	543
2016	433	464	461	481	443	488	519	577	520	503	422	504	5,815	485
Home Delivered Meals, Mill Levy	JAN	FEB	MAR	APR	MAY	JUN	JUL	AUG	SEP	OCT	NOV	DEC	TOTAL	AVG
2019	3,590	3,444	3,596	3,563	3,567	3,380	3,974	4,457	3,792	4,378	3,766		41,507	3,773
2018	3,948	3,468	3,887	3,800	4,113	3,664	3,819	4,147	3,312	3,962	3,371	3,516	45,007	3,751
2017	3,540	3,294	3,865	3,491	4,026	4,125	3,320	4,147	3,467	3,954	4,115	3,850	45,194	3,766
2016	3,348	3,208	3,411	3,082	3,273	3,230	3,569	4,128	3,613	3,802	3,765	4,203	42,632	3,553
Sedgwick County Transportation (SCT)	JAN	FEB	MAR	APR	MAY	JUN	JUL	AUG	SEP	OCT	NOV	DEC	TOTAL	AVG
2019	1,274	1,161	1,266	1,277	1,320	1,446	1,536	1,471	1,645	1,535	1,378		15,309	1,392
2018	1,330	1,217	1,250	1,497	1,486	1,392	1,466	1,382	1,541	1,434	1,338	1,097	16,430	1,369
2017	1,434	1,459	1,625	1,547	1,584	1,652	1,540	1,717	2,169	1,617	1,395	1,280	19,019	1,585
2016	1,277	1,533	1,486	1,385	1,463	1,531	1,450	1,006	1,600	1,551	1,487	1,323	17,092	1,424

- The Director joined a delegation November 1, 2019, at the signing of a proclamation for National Family Caregivers Month by Governor Laura Kelly. November is National Family Caregiver’s Month recognizing the vital role and service caregivers provide.
- The Kansas Department for Aging and Disability Services (KDADS) approved expansion of Medicaid services for the Home and Community Based Services (HCBS) Brain Injury Waiver to include acquired brain injury and expanded ages from birth to age 64. In November, Central Plains Area Agency on Aging (CPAAA) Eligibility and Options Specialist staff participated in new trainings to expand knowledge of the brain injury population, treatment, and services for different age groups to effectively serve brain injury consumers.
- The Veteran Volunteer Recognition event was held November 8, 2019, at the Robert J. Dole Veterans Medical Center. At this event RSVP volunteers who are a veteran or serve veterans were honored, recognized for their significant contributions and service to



Sedgwick County...
working for you

Sedgwick County Division of Public Services

316-660-7674 525 N. Main Suite 343 Wichita KS 67203 www.sedgwickcounty.org

military service members. Commissioner Jim Howell spoke on behalf of Sedgwick County giving opening remarks. Featured speaker of the ceremony was Bill Gale, a Navy veteran. Also, in attendance were Chairman David Dennis, Commissioner Lacey Cruse, Sedgwick County Manager Tom Stolz, Deputy County Manager Tim Kaufman, Director for the Department on Aging and staff, VA Medical Center Executives and McConnell Air Force Base personnel. The event was well received and considered a success with over 40 veteran volunteers in attendance.

- The Department collaborated with Telecommunications and IT Development on a chat feature for the www.cpaaa.org website. The live chat will enable users personalized attention chatting real-time with a CPAAA Call Center professional and increase information sharing for individuals of all ages better serving our community. In November, staff testing the chat feature occurred in anticipation of rollout January 2020.

COMCARE

	JAN	FEB	MAR	APR	MAY	JUN	JUL	AUG	SEP	OCT	NOV	DEC	TOTAL	AVG
Crisis Observation Unit														
2019	86	60	81	90	74	70	77	81	83	79	57		838	76
2018	78	70	70	81	77	63	76	89	84	90	77	75	930	78
2017	83	65	90	82	82	86	96	98	80	83	68	63	976	81
2016	100	91	99	85	93	102	104	80	94	87	86	75	1096	91
2015	1	30	89	101	112	123	121	122	88	91	84	95	1057	88
Children's Crisis Unit														
2019	3	2	1	4	3	5	0	2	2	4	1		27	2
2018	7	3	6	8	2	2	0	4	3	1	2	1	39	3
2017	0	0	7	6	5	3	1	4	6	5	6	4	47	4
2016	8	9	12	8	5	10	2	3	1	0	0	0	58	5
2015	5	13	5	9	12	8	7	6	3	6	9	8	91	8
Sobering Unit														
2019	28	19	26	27	65	76	78	102	86	102	93		702	64
2018	33	28	32	25	27	37	32	26	34	22	25	20	341	28
2017	51	40	64	36	30	45	42	42	29	38	25	26	468	39
2016	27	26	37	28	30	39	20	32	32	36	40	32	379	32
2015	N/A	10	56	25	30	43	22	45	22	22	35	28	338	31
Detox Unit														
2019	76	71	81	105	111	91	83	93	81	86	77		955	87
2018	99	95	89	100	102	84	114	110	98	92	92	92	1167	97
2017	84	79	92	85	89	99	121	121	113	96	98	94	1171	98
2016	61	65	57	68	61	57	49	45	65	79	86	69	762	64
2015	N/A	N/A	N/A	N/A	20	49	43	54	64	58	54	69	411	51
Crisis Stabilization Unit														
2019	17	16	14	14	16	17	19	25	18	16	12		184	17
2018	30	19	22	17	23	13	22	22	21	20	19	14	242	20
Morris Place Clients														
2019	3	4	5	8	12	9	11	11	9	7	7		86	8
2018	1	4	3	3	3	3	2	5	1	2	1	2	30	3

- ICT -1 wrapped up the 90-day pilot on October 30, 2019. This program will relaunch soon, as both the county and city are committed to this pilot. The planning team has recommended the pilot continue for the full year so adequate data can be accumulated to evaluate the value of the integrated care team to the community. Ascension Via Christi continues to allow for direct admits to their POU from ICT -1 during this hiatus work.



This will help alleviate some of the bottleneck occurring in the emergency room and provide for a better patient experience.

- COMCARE is heavy into their training schedule with staff on how to utilize the new Electronic Health Record. In addition to the formal trainings, lab time is available for staff with implementation team members available to assist employees to build their knowledge and comfort with the new electronic record. Go-Live date is still scheduled for January 1, 2020.

SCDDO

Total Individuals Eligible	JAN	FEB	MAR	APR	MAY	JUN	JULY	AUG	SEPT	OCT	NOV	DEC	AVG
2019	2534	2530	2540	2549	2543	2547	2554	2562	2564	2573	2571		2552
2018	2525	2514	2517	2520	2523	2529	2543	2543	2544	2532	2533	2535	2530
2017	2566	2565	2559	2542	2543	2544	2547	2553	2556	2556	2516	2520	2547
Individuals Waiting for Services	JAN	FEB	MAR	APR	MAY	JUN	JULY	AUG	SEPT	OCT	NOV	DEC	AVG
2019	935	932	946	955	946	952	954	958	955	967	968		952
2018	949	916	919	924	918	866	904	928	930	932	937	936	922
2017	984	980	970	932	934	902	906	978	981	958	937	942	950
Options Counseling Transactions	JAN	FEB	MAR	APR	MAY	JUN	JULY	AUG	SEPT	OCT	NOV	DEC	AVG
2019	36	83	66	74	60	52	68	60	66	74	58		63
2018	106	70	65	70	60	99	94	53	56	73	39	39	69
2017	48	36	72	53	70	80	48	77	62	107	95	101	71
Intakes Completed	JAN	FEB	MAR	APR	MAY	JUN	JULY	AUG	SEPT	OCT	NOV	DEC	AVG
2019	11	7	11	9	15	4	4	8	8	11	10		9
2018	16	9	10	9	7	8	11	17	8	10	10	6	10
2017	6	6	11	7	12	7	13	13	11	13	11	13	10
Functional Assessments Completed	JAN	FEB	MAR	APR	MAY	JUN	JULY	AUG	SEPT	OCT	NOV	DEC	AVG
2019	164	138	155	148	136	162	169	162	174	162	160		157
2018	163	135	154	148	168	149	150	163	163	166	165	162	157
2017	220	150	193	223	174	186	207	207	216	226	179	198	198

- During the month of November, Sedgwick County Developmental Disability Organization (SCDDO) Quality Assurance Staff completed five-day program and 13 residential visits.
- On November 6, 2019, stakeholders from Wichita Public Schools, Haysville Public Schools, Wichita State University, InterHab and several affiliated agencies participated in a strategic planning session with the SCDDO. The strategic planning session focused on implementing the Community Connections Career Partnership – Ohio (C3PO) program in Sedgwick County. C3PO is a two-year program that exposes high school juniors and seniors to the field of direct support through integrated classroom curriculum and internships. The program has been referenced as a best practice for addressing the workforce crisis in the direct support field. The session was facilitated by Ohio Alliance for Direct Support Professionals (OADSP). Stakeholders agreed the program would be an excellent addition to the local educational offerings and committed to work towards making the program a reality.



- In addition to the strategic planning session, SCDDO hosted OADSP for a train-the-trainer workshop on the C3PO program. A total of seven SCDDO and affiliate staff were trained on the curriculum and program operations; of the seven, five went on to become “master trainers” and are certified to train others to teach the curriculum.

Health Department*

- Epidemiology: In November, Epidemiology began influenza (flu) surveillance reports in the weekly EpiLink report sent out via email every Friday. If you are interested in receiving EpiLink, email DiseaseReport@sedgwick.gov. The best ways to prevent influenza are getting your annual flu shot and washing your hands frequently.

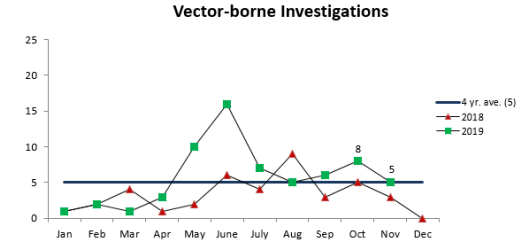
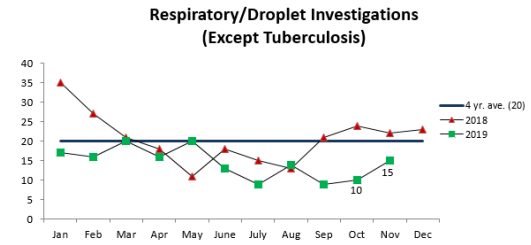
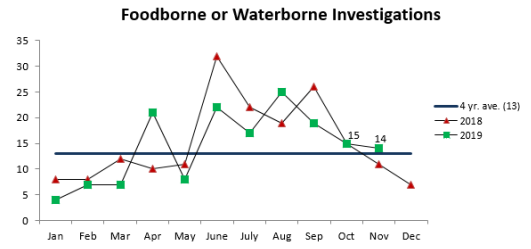
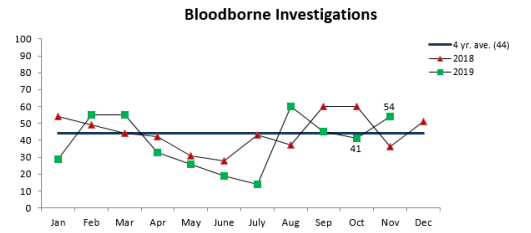
*Please see attached Sedgwick County Health Department Reports.



Sedgwick County Division of Health
Selected Kansas Notifiable Conditions
Number of New Investigations by Date Investigation Started ^a.

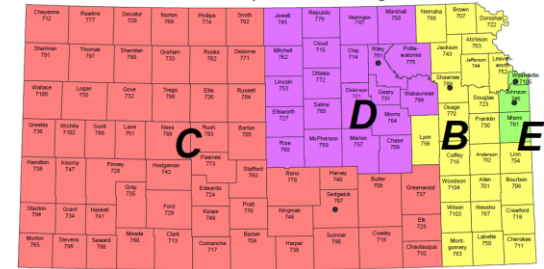
	2019 Nov.	2018 Nov.	2019 YTD	2018 YTD	4 Year Average Per Month
Bloodborne Transmission					
Hepatitis B, chronic	6	8	111	171	15
Hepatitis B, follow newborn of positive mom	0	3	15	26	2
Hepatitis C, chronic	48	25	300	188	28
Foodborne and Waterborne Transmission					
Campylobacteriosis	8	6	89	91	7
Shiga toxin-producing <i>Escherichia coli</i> ^b	1	3	28	26	2
Salmonellosis ^b	5	2	42	59	4
Other Reportable Conditions					
Elevated Blood Lead ^c	2	12	95	180	Not available ^c
Respiratory/Droplet Transmission					
Pertussis	5	8	45	71	7
<i>Streptococcus pneumoniae</i> , invasive disease	9	6	65	65	5
Tuberculosis – new active, suspect, and TB disease	1	0	60	38	23 ^e
Varicella (chickenpox)	1	8	49	84	7
Sexual Transmission^d					
Syphilis ^f	20	39 ^g	391 ^h	509 ^g	86 ^e
HIV/AIDS ^f	4	14 ^g	87 ^h	217 ^g	26 ^e
Vector-Borne Transmission					
Lyme disease	3	2	21	16	2
Spotted fever rickettsiosis	2	4	38	24	2
West Nile virus, non-neuroinvasive	0	0	5	3	1

Monthly Trends of the Selected Investigations Shown on the Table



^a. The most commonly reported notifiable conditions are listed in this table which shows the investigations performed by Sedgwick County staff (an indicator of workload and potential outbreaks). The numbers include suspect, probable and confirmed cases; people with positive screening tests; and contacts of cases.
^b. Beginning January 2016, reports of salmonellosis or Shiga toxin-producing *E. coli* infection are investigated by KDHE and are shown on the table.
^c. Beginning April 1, 2016, all elevated blood lead reports of ≥ 5 $\mu\text{g}/\text{dL}$ are investigated by SCDOH staff. From January 1, 2014 through March 31, 2016 elevated blood lead reports of ≥ 10 $\mu\text{g}/\text{dL}$ were investigated.
^d. In cooperation with the Kansas Department of Health and Environment, Sedgwick County staff performs investigations of syphilis and HIV/AIDS in 57 Kansas counties. These data are shown in the table. Beginning January 2016, chlamydia and gonorrhea reports are investigated by KDHE (http://www.kdheks.gov/sti_hiv/sti_reports.htm).
^e. Two year average per month.
^f. Both 2016 and 2017 investigations are calculated using a new methodology (by date report created in case management system).
^g. 2016 reflects Sedgwick County staff shortages and training of new investigators.

Disease Intervention Specialist Assignment Areas



Sedgwick County Disease Intervention Specialists Investigate Sexually Transmitted Infections in the 57 Counties Shown in Red (C)



Sedgwick County...
working for you

Selected Activities Workload Report

SEDGWICK COUNTY HEALTH DEPARTMENT

November 2019

Published: 01-02-2020

Page 1 of 2

Activity	Program	Nov 2019	Nov 2018	YTD 2019	YTD 2018	Annual Totals			Reason for Variance 2018-2019
						2018	2017	2016	
Clinical Encounters ¹	Children's Dental Clinic – on-site services	90	82	972	885	933	958	1,045	On-site services fluctuate from month to month
	Children's Dental Clinic – off-site screenings ²	22	28	206	190	18,920	17,744	15,777	Off-site screenings fluctuate from month to month.
	Early Detection Works ³	25	25	268	221	232	430	430	More patients were referred from family planning to EDW for abnormal pap treatment.
	Family Planning	377	375	4,943	4,879	5,250	5,445	5,438	
	Healthy Babies	538	564	7,521	6,030	6,030	6,053	7,268	SCHD program procedure change instituted in January 2019 increased the number of home visits to better serve clients, especially those at high risk.
	Immunizations & Health Screenings	844	1,123	10,898	12,583	13,303	11,075	12,614	Immunization numbers can fluctuate for no apparent reason
	Maternal Child Health Care Coordination (MCHCC)	63	52	736	690	1,424	932	835	The number of MCHCC clients fluctuates depending on the number of adolescents that are scheduled through Family Planning and/or Sexually Transmitted Infection Clinics.
	Sexually Transmitted Infections Clinic	180	212	2,346	2,318	2,510	2,600	3,020	Encounters can fluctuate from month to month
	Tuberculosis Control	227	102	2,235	1,907	1,986	3,033	3,050	Increase in active cases in 2019 increased the number of encounters.
Women, Infants, & Children (WIC)	3369	3721	44,377	42,368	92,301	101,927	105,349	WIC caseload varies month to month.	
Unduplicated Clients ⁴	Children's Dental Clinic	80	77	352	315	320	335	334	Increase in clients due to increased efforts to educate community partners on patient eligibility requirements and how to connect patients for services.
	Early Detection Works ³	25	25	250	199	209	397	410	
	Family Planning	362	360	2,739	2,769	2,879	2,971	2,905	
	Healthy Babies Program – Primary Parent	392	418	761	684	1,255	1,000	1,000	Increase in referrals from community partners have led to serving more clients in 2019
	Immunizations & Health Screenings	796	1,047	8,655	9,538	9,956	8,337	8,940	
	Maternal Child Health Care Coordination (MCHCC)	63	52	736	690	1,392	881	800	
	Sexually Transmitted Infections Clinic	169	195	1,758	1,734	1,858	1,993	2,262	
Tuberculosis Control	62	59	301	343	355	357	363		

¹ Clinical Encounters are documented face-to-face or over-the-phone contact between a SCHD client and a SCHD healthcare provider/practitioner for the purpose of providing healthcare service or assessing client health status.

² Off-site dental screenings are performed at Sedgwick County schools, health fairs and the Sedgwick County Juvenile Detention facility.

³ Early Detection Works is a program that provides breast & cervical cancer screening for women who qualify.

⁴ Unduplicated clients are the number of clients served. Each client is counted once during the reporting timeframe.

Activity	Program	Nov 2019	Nov 2018	YTD 2019	YTD 2018	Annual Totals			Reason for Variance
						2018	2017	2016	
Laboratory Tests ⁵	Tests sent out and performed in-house on SCHED clients	1,156	1,437	15,787	16,257	17,617	18,784	21,676	Normal specimen number fluctuation. Specimens sent for testing depend on client need.
	Tests performed as contracted reference laboratory for clinics other than SCHED	304	330	3,446	3,683	3,939	3,267	3,014	
New Investigations ⁶	Animal Control – All	184	274	2,155	3,286	3,547	2,168	2,040	Service calls fluctuate from month to month.
	Animal Control – Animal bite	0	2	17	36	42	54	34	Reports fluctuate from month to month
	Epidemiology	85	96	1,011	1,136	1,223	1,346	1,294	Reports of disease fluctuate from month to month
	Sexually Transmitted Infection (STI) Control	24	53	569	726	893	1,542	1,273	Personnel changes and protocol limitations initiated by KDHE decrease overall numbers. Assignment area is 8 counties in 2019, reduced from 57 counties in 2018 by KDHE due to statewide reorganization.
	Tuberculosis (TB) Control	9	7	164	131	137	163	169	Increase in active cases in 2019 increased the number of investigations.
Client Contacts ⁷	Epidemiology	226	426	4,454	4,851	6,050	7,453	5,978	Reports of disease fluctuate from month to month
	Sexually Transmitted Infection Control ⁸	19	41	352	528	556	693	NA ¹¹	Personnel changes and protocol limitations initiated by KDHE decrease overall numbers. Assignment area is 8 counties in 2019, reduced from 57 counties in 2018 by KDHE due to statewide reorganization.
	Women, Infants, & Children (WIC)	3344	3470	43,617	43,105	46,611	53,665	NA	Caseload varies from month to month.
Outreach Events ⁹	Animal Control	0	1	5	9	9	7	7	Presentations are provided at the request or invitation of community organizations, schools or community fairs. Outreach events fluctuate month to month.
	Children's Dental Clinic	0	0	9	10	NA	NA	NA	Outreach events fluctuate from month to month.
	Community Health Advocates	0	0	37	48	30	51	53	Outreach events fluctuate from month to month.
	Healthy Babies	1	1	14	21	21	8	NA	We have not had an outreach coordinator hired as planned for 2019. A new coordinator will be hired in 2020.
Outreach Contacts ¹⁰	Community Health Advocates	0	0	2,908	1,703	1,691	4,668	3,811	Outreach events fluctuate from month to month.
	Healthy Babies	0	10	134	414	420	198	NA	We have not had an outreach coordinator hired as planned for 2019. A new coordinator will be hired in 2020.

⁵ Number of laboratory tests performed by SCHED laboratory, sent out to reference laboratories, and performed by SCHED programs.

⁶ Number of field service calls (Animal Control) and total investigations of notifiable diseases (Epidemiology, STI Control and TB Control).

⁷ Client contacts are the number of phone calls, faxes, emails and in-person consultation to clients or health partners regarding health education or disease investigation and control about clients. Client contacts are provided by SCHED staff that are not healthcare providers/practitioners or are not for the purpose of providing a healthcare service or assessing clinical health status.

⁸ In-clinic consultation counts only.

⁹ Outreach events are presentations to health partners/community groups and booths at community fairs/other events for the purpose of educating about health-related topics.

¹⁰ Outreach contacts are the number of people who attended outreach events that are presentations, trainings, or other events where attendance is accurately calculated.

¹¹ "NA" indicates data points that were not being tracked for that year.