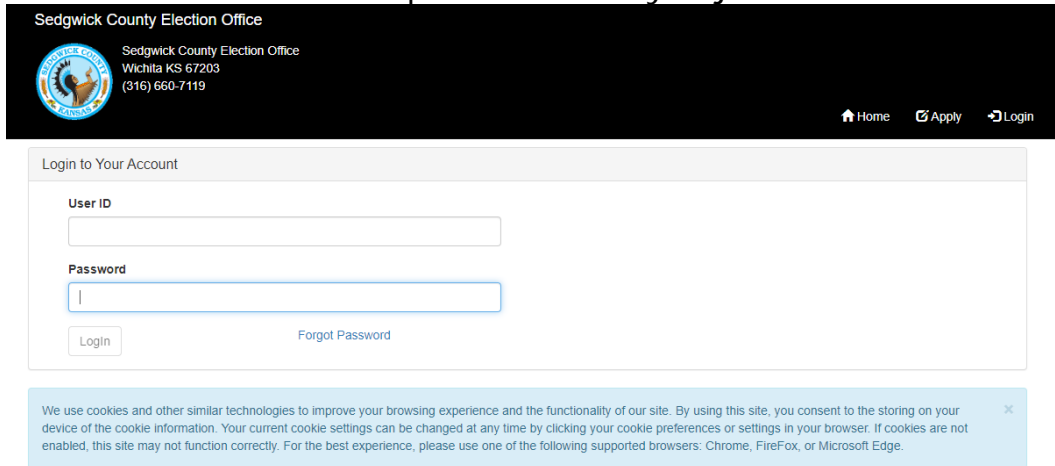


Note, images below are pictures, not the actual website. You will need to visit the website and enter information on the website, not in the images below.

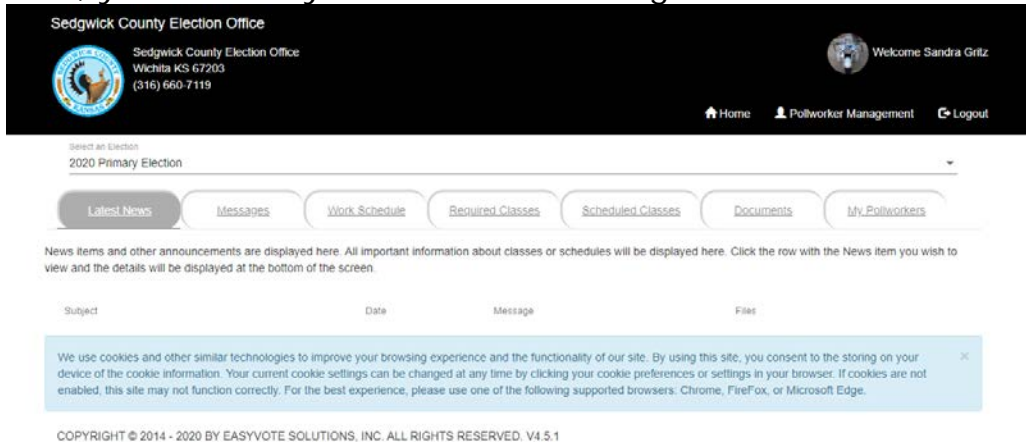
Below is the LogIn page, which is the link you will want to bookmark or save to your favorites (notice there is no "www.":

<https://sedgwickcountyks.easypollworker.com/account/login>

Enter the username and password that you just created and click Login.



Now, you are ready to look around and get familiar with the site.

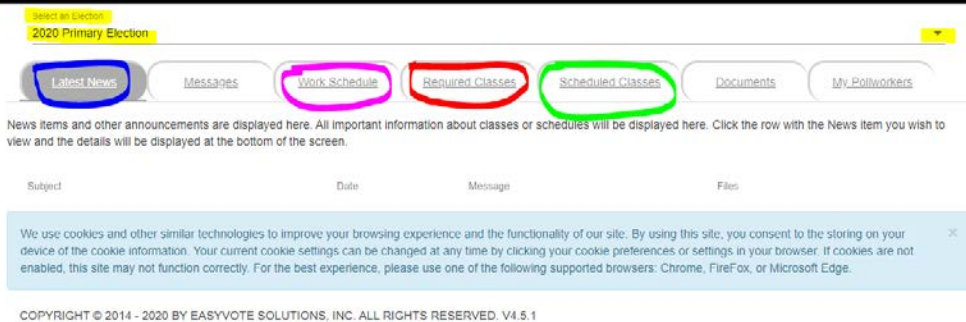


First, note that you can view information for different elections by selecting the election from the drop down menu highlighted in yellow below. Make sure you are viewing the correct election.

Next, you can view and confirm your work assignments by clicking "Work Schedule" which is circled in purple below.

You can view or drop the training classes you are scheduled to attend by clicking "Scheduled Classes" which is circled in green below.

You can add classes that you are required to take, but are not currently enrolled in by clicking "Required Classes" which is circled in red below. You can check back in a week or two for updates and news under the "Latest News" tab, which is circled in blue below.



If you are still having difficulty logging in or setting your username and password, please email electinworker@sedgwick.gov and send us a screen shot of your issue if possible. Please note, we are not able to troubleshoot your computer or other devices or your internet connection. If you prefer not to use the election worker portal, let us know and we will be happy to continue to communicate with you via email, telephone and US postal mail.