

Metropolitan Area Planning Department

Mission: *Provide professional planning services to the community regarding land use, public facilities, and infrastructure needs.*

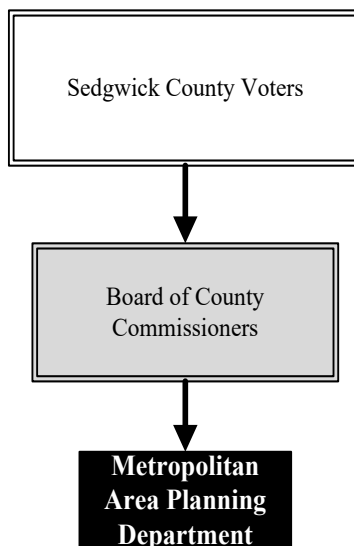
Scott Wadle
Interim Director of Planning

271 W. 3rd St. N.
Wichita, KS 67202
316.268.4421
swadle@wichita.gov

Overview

The Metropolitan Area Planning Department (MAPD) provides planning services for the City of Wichita and Sedgwick County regarding land use, public facilities, and infrastructure needs. The MAPD facilitates the meetings of, and makes recommendations to the Metropolitan Area Planning Commission, City Historic Preservation Board, City/County Board of Zoning Appeals, the City Council, and the County Commission. Most of the applications or processes administered by MAPD are mandated by local resolutions or state mandates.

The MAPD develops plans and policies as requested by its governing bodies; provides community engagement services; and helps identify strategies, tools, and processes for implementation. The MAPD administers requests for changes in land use, creation of subdivision plats, and the review of variances to the zoning and sign code.



Strategic Goals:

- *Develop and implement plans and policies, as requested by the governing bodies, on time and within budget*
- *Provide processes for community engagement to the satisfaction of the governing bodies*
- *Provide timely and efficient amendments of the Unified Zoning Codes as directed by the governing bodies*

Highlights

- Facilitated the process and developed amendments to the Community Investments Plan and Unified Zoning Code to address wind and solar energy land uses in the unincorporated areas of Sedgwick County
- Processed 540 zoning and subdivision cases in 2019 (a 7.4 percent increase over 2018)



Accomplishments and Strategic Results

Accomplishments

The Community Investments Plan was adopted in January 2016, and the MAPD is working on three core areas of implementation: identifying development support opportunities, zoning updates, and land bank options. The MAPD staff working on the zoning updates are identifying win-win solutions, where community goals are accomplished through project designs and project applications can be approved more quickly.

Strategic Results

Strategic results for MAPD include completing plans and policies on time and within budget, ensuring the governing bodies' satisfaction with the available processes for community participation, and ensuring the governing bodies' satisfaction with the tools and processes provided to implement plans and policies. The 2020 estimated and 2021 projected measures for all three strategic results is 95.0 percent.

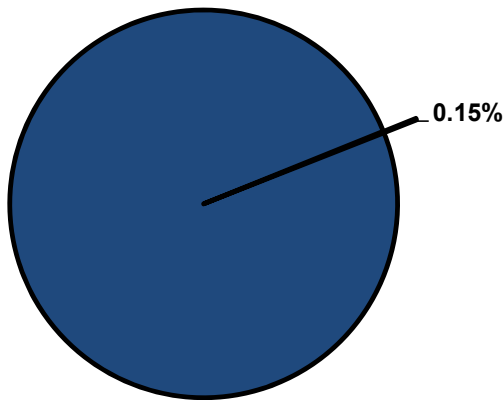


Significant Budget Adjustments

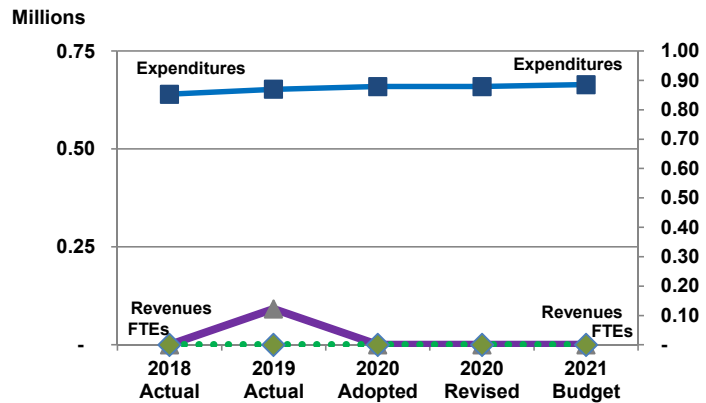
Significant adjustments to the Metropolitan Area Planning Department's 2021 Recommended Budget include an increase of \$4,546 to maintain funding at an even split between Sedgwick County and the City of Wichita as required by the Interlocal Agreement.

Departmental Graphical Summary

Metropolitan Area Planning Dept.
Percent of Total County Operating Budget



Expenditures, Program Revenue & FTEs
All Operating Funds



Budget Summary by Category

	2018 Actual	2019 Actual	2020 Adopted	2020 Revised	2021 Budget	Amount Chg '20 Rev.-'21	% Chg '20 Rev.-'21
Expenditures							
Personnel	-	-	-	-	-	-	-
Contractual Services	639,819	652,319	659,364	659,364	663,910	4,546	0.69%
Debt Service	-	-	-	-	-	-	-
Commodities	-	-	-	-	-	-	-
Capital Improvements	-	-	-	-	-	-	-
Capital Equipment	-	-	-	-	-	-	-
Interfund Transfers	-	-	-	-	-	-	-
Total Expenditures	639,819	652,319	659,364	659,364	663,910	4,546	0.69%
Revenues							
Tax Revenues	-	-	-	-	-	-	-
Licenses and Permits	-	-	-	-	-	-	-
Intergovernmental	-	-	-	-	-	-	-
Charges for Services	-	-	-	-	-	-	-
All Other Revenue	-	91,492	-	-	-	-	-
Total Revenues	-	91,492	-	-	-	-	-
Full-Time Equivalents (FTEs)							
Property Tax Funded	-	-	-	-	-	-	-
Non-Property Tax Funded	-	-	-	-	-	-	-
Total FTEs	-	-	-	-	-	-	-

Budget Summary by Fund

	2018 Actual	2019 Actual	2020 Adopted	2020 Revised	2021 Budget	Amount Chg '20 Rev.-'21	% Chg '20 Rev.-'21
Fund							
General Fund	639,819	652,319	659,364	659,364	663,910	4,546	0.69%
Total Expenditures	639,819	652,319	659,364	659,364	663,910	4,546	0.69%

Increase in contractual amount to maintain a 50/50 split with the City of Wichita

Expenditures	Revenues	FTEs
4,546		

Total	4,546	-	-
--------------	-------	---	---

Program	Fund	2018 Actual	2019 Actual	2020 Adopted	2020 Revised	2021 Budget	% Chg '20 Rev.-'21	2021 FTEs
MAPD	110	639,819	652,319	659,364	659,364	663,910	0.69%	-
Total		639,819	652,319	659,364	659,364	663,910	0.69%	-