

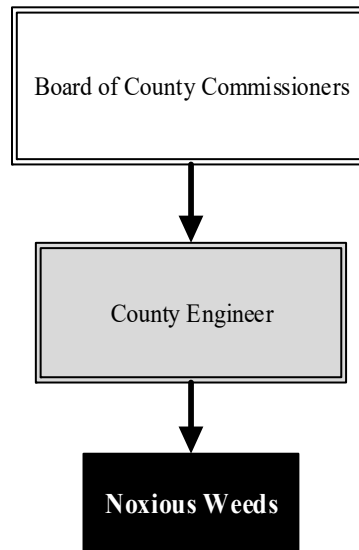
Noxious Weeds

Mission: Promote and perform sustainable noxious weed management practices that maintain or improve agricultural productivity in Sedgwick County.

Mark Furry
Director of Noxious Weeds
 901 W. Stillwell St.
 Wichita, KS 67217
 316.660.7464
mark.furry@sedgwick.gov

Overview

Noxious Weeds controls and eradicates noxious weeds in Sedgwick County, as required by K.S.A. 2-1318. Control of noxious weeds on County property and right-of-ways is the Department's primary responsibility. The Department also operates a vegetation management program, suppressing perennial grasses and undesirable vegetation growing on shoulders and ditches. Each staff member holds a Commercial Applicator license from the Kansas Department of Agriculture, enforces State noxious weed laws, and helps citizens fulfill their responsibilities through education on effective techniques and products. A variety of equipment, including truck and ATV mounted spray units, is used for efficient and environmentally responsible treatment of infestations.



Strategic Goals:

- Increase property owners' voluntary compliance with State laws related to noxious weeds
- Where voluntary compliance control cannot be achieved, ensure that infected privately owned sites received direct treatment for noxious weeds
- Maintain partnerships with public agencies to ensure that right-of-ways and public properties are free of noxious weeds

Highlights

- Inspected and treated as needed over 400 properties with Musk Thistle, over 50 properties with Sericea Lespedeza, and properties with other noxious weeds upon request
- Seeded several Public Works projects including a road closure at Webb and 79th Street, a stream rechanneling project in Mulvane, and a flood prevention project at Fire Station 39
- Worked with Public Works and Parks Department staff to reclaim drainage areas on the west side of Sedgwick County Park



Accomplishments and Strategic Results

Accomplishments

The Noxious Weeds Department puts much thought into the purchase of herbicides and equipment each year as the Department reviews existing programs to evaluate the need, desired results, and costs involved. Noxious Weeds also works to improve efficiencies and mitigate environmental impact by constantly looking at potential application techniques, improved equipment, and materials that work better, faster, are safe to the environment, and more cost effective.

The Noxious Weeds Department also provides vegetation management for Public Works projects and roadways. This includes planting and treatment after road and bridge project completion to maximize a weed free environment; planting native grasses along revitalized stream banks to help control erosion; and mowing, treatment, and planting along County maintained bike paths to ensure public safety and enjoyment.

Strategic Results

The Noxious Weeds Department focuses on increasing crop production by reducing weed competition thus increasing the profit and sustainability of the County's agriculture partners. As an example, surveys in the early 1900's indicated that the bindweed acreage in Kansas was doubling about every five years. At that rate, bindweed would have covered seven million acres of cropland by 1964 had there been no organized control program. The initial Kansas Noxious Weed law, passed in 1937, and follow-on legislation has helped protect Kansas and Sedgwick County cropland and rangeland from such invasive noxious weeds as the field bindweed, Johnson grass, musk thistle, and Sericea Lespedeza. Another priority is to continue the sale of discounted herbicides for noxious weeds. This program allows landowners to purchase herbicides at a reduced rate to treat their own property and is important to the control of noxious weeds on private lands. Additional priorities include working with landowners on custom prescribed vegetation management plans.

Noxious Weeds has completed inspections and treatments on 2,200 acres of property owned by the Kansas Department of Transportation (KDOT), fulfilling the goal of completing 99.0 percent of the contracted amount. Additionally, the Department inspected and treated, as needed, 3,260 of 3,260 acres (100.0 percent) of County-owned property for noxious weeds, well above the goal of 75.0 percent

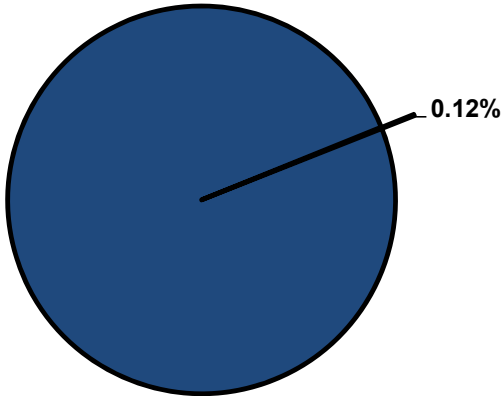


Significant Budget Adjustments

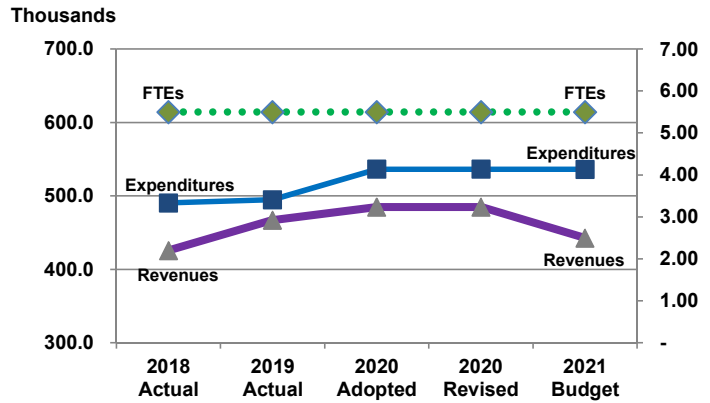
There are no significant adjustments to Noxious Weeds' 2021 Recommended Budget.

Departmental Graphical Summary

Noxious Weeds
Percent of Total County Operating Budget



Expenditures, Program Revenue & FTEs
All Operating Funds



Budget Summary by Category

	2018 Actual	2019 Actual	2020 Adopted	2020 Revised	2021 Budget	Amount Chg '20 Rev.-'21	% Chg '20 Rev.-'21
Expenditures							
Personnel	299,421	308,537	335,201	335,201	343,442	8,241	2.46%
Contractual Services	96,423	104,278	101,573	101,573	93,281	(8,292)	-8.16%
Debt Service	-	-	-	-	-	-	-
Commodities	94,604	81,909	99,629	99,629	99,629	-	0.00%
Capital Improvements	-	-	-	-	-	-	-
Capital Equipment	-	-	-	-	-	-	-
Interfund Transfers	-	-	-	-	-	-	-
Total Expenditures	490,448	494,725	536,403	536,403	536,352	(51)	-0.01%
Revenues							
Tax Revenues	339,179	377,444	395,149	395,149	349,438	(45,711)	-11.57%
Licenses and Permits	-	-	-	-	-	-	-
Intergovernmental	-	-	-	-	-	-	-
Charges for Services	86,235	89,619	89,718	89,718	93,240	3,522	3.93%
All Other Revenue	56	-	-	-	-	-	-
Total Revenues	425,469	467,063	484,868	484,868	442,678	(42,190)	-8.70%
Full-Time Equivalent (FTEs)							
Property Tax Funded	5.50	5.50	5.50	5.50	5.50	-	0.00%
Non-Property Tax Funded	-	-	-	-	-	-	-
Total FTEs	5.50	5.50	5.50	5.50	5.50	-	0.00%

Budget Summary by Fund

Fund	2018 Actual	2019 Actual	2020 Adopted	2020 Revised	2021 Budget	Amount Chg '20 Rev.-'21	% Chg '20 Rev.-'21
Noxious Weeds	490,448	494,725	536,403	536,403	536,352	(51)	-0.01%
Total Expenditures	490,448	494,725	536,403	536,403	536,352	(51)	-0.01%

Significant Budget Adjustments from Prior Year Revised Budget

Expenditures Revenues FTEs

Total - - -

Budget Summary by Program

Program	Fund	2018 Actual	2019 Actual	2020 Adopted	2020 Revised	2021 Budget	% Chg '20 Rev.-'21	2021 FTEs
Noxious Weeds	207	490,448	494,725	536,403	536,403	536,352	-0.01%	5.50
Total		490,448	494,725	536,403	536,403	536,352	-0.01%	5.50

Personnel Summary By Fund

Position Titles	Fund	Grade	Budgeted Compensation Comparison			FTE Comparison		
			2020 Adopted	2020 Revised	2021 Budget	2020 Adopted	2020 Revised	2021 Budget
Noxious Weed Director	207	GRADE130	58,165	59,474	59,474	1.00	1.00	1.00
Senior Herbicide Applicator	207	GRADE124	41,082	42,006	42,006	1.00	1.00	1.00
Administrative Specialist	207	GRADE123	19,871	17,650	17,650	0.50	0.50	0.50
Herbicide Applicator	207	GRADE117	82,103	83,690	83,690	3.00	3.00	3.00
Subtotal					202,819			
Add:								
Budgeted Personnel Savings					-			
Compensation Adjustments					2,025			
Overtime/On Call/Holiday Pay					2,306			
Benefits					136,292			
Total Personnel Budget					343,442	5.50	5.50	5.50