

Metropolitan Area Planning Department

Mission: Provide professional planning services to the community regarding land use, public facilities, and infrastructure needs.

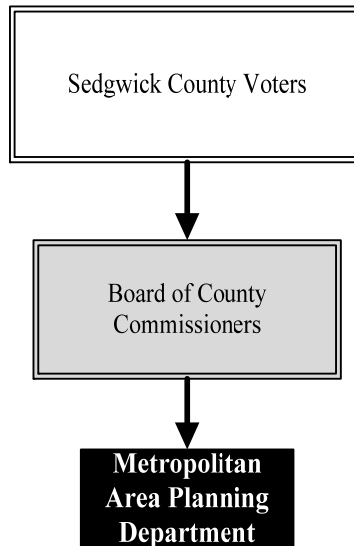
Scott Wadle
Director of Planning

271 W. 3rd St. N.
Wichita, KS 67202
316.268.4421
swadle@wichita.gov

Overview

The Metropolitan Area Planning Department (MAPD) provides planning services for the City of Wichita and Sedgwick County regarding land use, public facilities, and infrastructure needs. The MAPD facilitates the meetings of, and makes recommendations to, the Metropolitan Area Planning Commission, City Historic Preservation Board, City/County Board of Zoning Appeals, the City Council, and the County Commission. Most of the applications or processes administered by MAPD are mandated by local resolutions or state mandates.

The MAPD develops plans and policies as requested by its governing bodies; provides community engagement services; and helps identify strategies, tools, and processes for implementation. The MAPD administers requests for changes in land use, creation of subdivision plats, and the review of variances to the zoning and sign code.



Strategic Goals:

- Develop and implement plans and policies, as requested by the governing bodies, on time and within budget
- Provide processes for community engagement to the satisfaction of the governing bodies
- Provide timely and efficient amendments of the Unified Zoning Codes as directed by the governing bodies

Highlights

- Facilitated the process and amendments to the Community Investments Plan and the Unified Zoning Code to update the Urban Growth Areas and Urban Areas of Influence
- Processed 535 zoning and subdivision cases, the second most since 2015



Accomplishments and Strategic Results

Accomplishments

The Community Investments Plan was adopted in January 2016, and the MAPD is working on three core areas of implementation: identifying development support opportunities, facilitating discussions of proposed zoning updates, and facilitating discussions of a proposed land bank.

The MAPD worked diligently with partner organizations to provide continuity of land use and subdivision reviews during the coronavirus disease (COVID-19) pandemic. The Department helped establish and implement blended virtual/in-person Metropolitan Area Planning Commission (MAPC) meetings with appropriate COVID-19 precautions in place. The successful implementation of this allowed for nearly as many zoning and subdivision cases to be processed in 2020 as in 2019.

Strategic Results

Strategic results for MAPD include completing plans and policies on time and within budget, ensuring the governing bodies' satisfaction with the available processes for community participation, and ensuring the governing bodies' satisfaction with the tools and processes provided to implement plans and policies. The 2021 estimated and 2022 projected measures for all three strategic results is 95.0 percent.

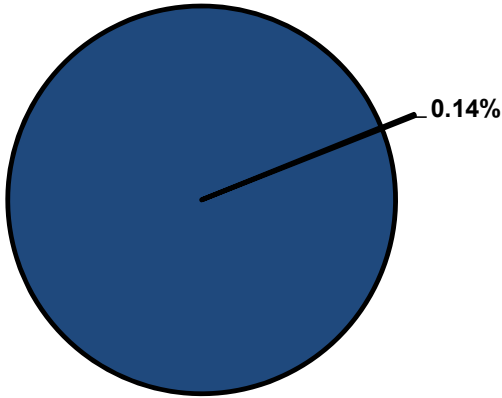


Significant Budget Adjustments

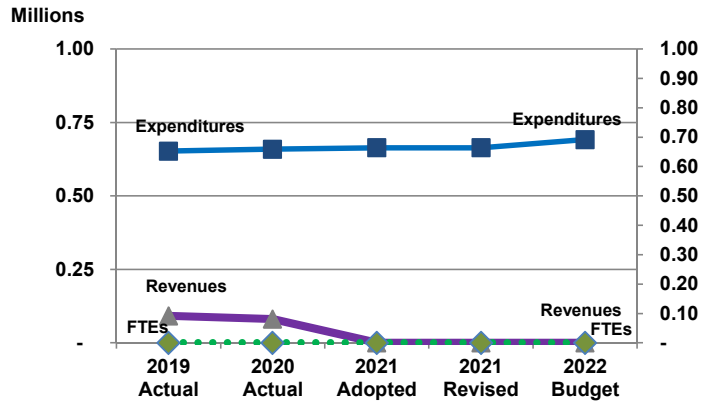
Significant adjustments to the Metropolitan Area Planning Department's 2022 Recommended Budget include an increase of \$28,108 to maintain funding at an even split between Sedgwick County and the City of Wichita as required by the Interlocal Agreement.

Departmental Graphical Summary

Metropolitan Area Planning Dept.
Percent of Total County Operating Budget



Expenditures, Program Revenue & FTEs
All Operating Funds



Budget Summary by Category

	2019 Actual	2020 Actual	2021 Adopted	2021 Revised	2022 Budget	Amount Chg '21 Rev.-'22	% Chg '21 Rev.-'22
Expenditures							
Personnel	-	-	-	-	-	-	-
Contractual Services	652,319	659,364	663,910	663,910	692,018	28,108	4.23%
Debt Service	-	-	-	-	-	-	-
Commodities	-	-	-	-	-	-	-
Capital Improvements	-	-	-	-	-	-	-
Capital Equipment	-	-	-	-	-	-	-
Interfund Transfers	-	-	-	-	-	-	-
Total Expenditures	652,319	659,364	663,910	663,910	692,018	28,108	4.23%
Revenues							
Tax Revenues	-	-	-	-	-	-	-
Licenses and Permits	-	-	-	-	-	-	-
Intergovernmental	-	-	-	-	-	-	-
Charges for Services	-	-	-	-	-	-	-
All Other Revenue	91,492	81,185	-	-	-	-	-
Total Revenues	91,492	81,185	-	-	-	-	-
Full-Time Equivalentents (FTEs)							
Property Tax Funded	-	-	-	-	-	-	-
Non-Property Tax Funded	-	-	-	-	-	-	-
Total FTEs	-	-	-	-	-	-	-

Budget Summary by Fund

Fund	2019 Actual	2020 Actual	2021 Adopted	2021 Revised	2022 Budget	Amount Chg '21 Rev.-'22	% Chg '21 Rev.-'22
General Fund	652,319	659,364	663,910	663,910	692,018	28,108	4.23%
Total Expenditures	652,319	659,364	663,910	663,910	692,018	28,108	4.23%

Significant Budget Adjustments from Prior Year Revised Budget

	Expenditures	Revenues	FTEs
Increase in contractual amount to maintain a 50/50 split with the City of Wichita	28,108		-
Total	28,108	-	-

Budget Summary by Program

Program	Fund	2019 Actual	2020 Actual	2021 Adopted	2021 Revised	2022 Budget	% Chg '21 Rev.-'22	21-'22' FTEs
MAPD	110	652,319	659,364	663,910	663,910	692,018	4.23%	-
Total		652,319	659,364	663,910	663,910	692,018	4.23%	-