



# Sedgwick County (90192)

Delta Dental of Kansas

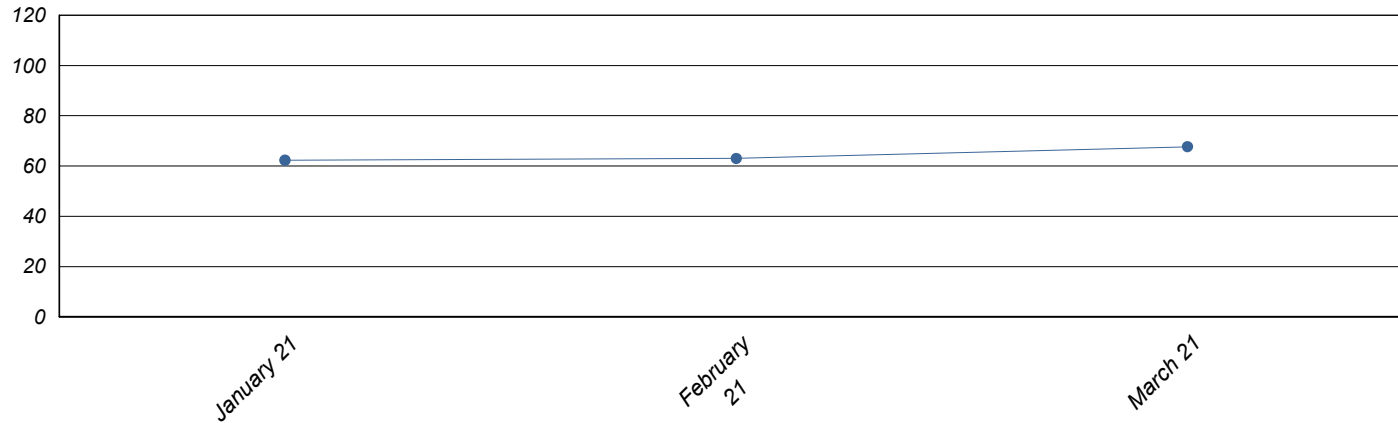
January 2021 Through March 2021

## Monthly Claims Cost

January 2021 to March 2021

Month	Total Benefit Paid	Employees	Dependents	PEPM Claim Paid	PMPM Claim Paid	Number of Claims	Average Cost per Claim
January 21	\$155,571.61	2,496	3,766	\$62.33	\$24.84	1,084	\$143.52
February 21	\$157,059.10	2,493	3,753	\$63.00	\$25.15	988	\$158.97
March 21	\$168,658.17	2,492	3,736	\$67.68	\$27.08	1,095	\$154.03
<b>Totals:</b>	<b>\$481,288.88</b>	<b>7,481</b>	<b>11,255</b>	<b>\$193.01</b>	<b>\$77.07</b>	<b>3,167</b>	<b>\$456.51</b>
<b>Averages:</b>	<b>\$160,429.63</b>	<b>2,494</b>	<b>3,752</b>	<b>\$64.34</b>	<b>\$25.69</b>	<b>1,056</b>	<b>\$152.17</b>

### Per Employee Per Month Claims Paid



PEPM - Per Employee Per Month

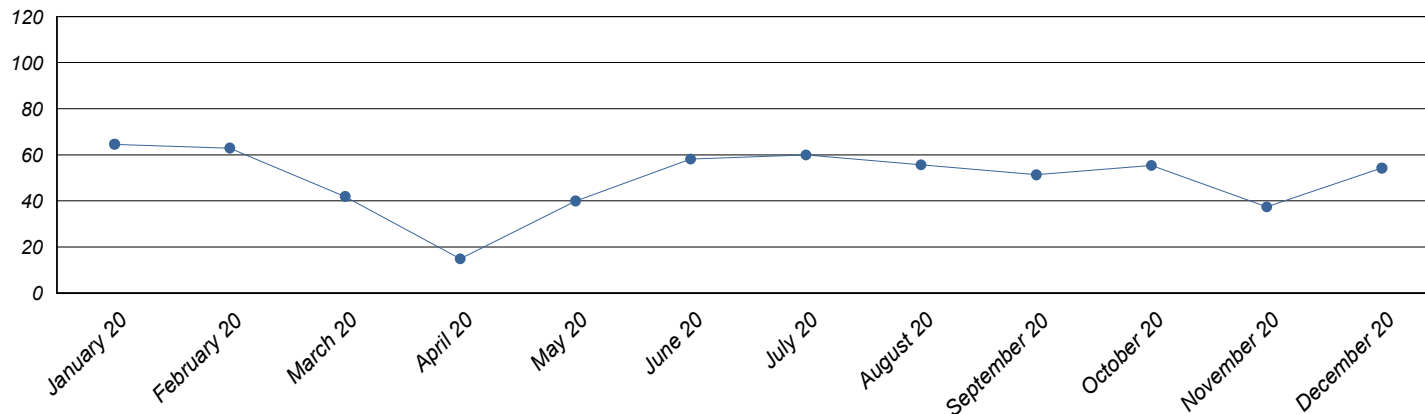
PMPM - Per Member Per Month (Includes Employees, Spouses, and Dependent Children)

## Monthly Claims Cost

January 2020 to December 2020

Month	Total Benefit Paid	Employees	Dependents	PEPM Claim Paid	PMPM Claim Paid	Number of Claims	Average Cost per Claim
January 20	\$164,669.72	2,550	3,914	\$64.58	\$25.47	1,073	\$153.47
February 20	\$160,321.83	2,548	3,884	\$62.92	\$24.93	1,099	\$145.88
March 20	\$107,161.51	2,557	3,884	\$41.91	\$16.64	810	\$132.30
April 20	\$37,960.06	2,544	3,861	\$14.92	\$5.93	197	\$192.69
May 20	\$101,700.35	2,544	3,854	\$39.98	\$15.90	706	\$144.05
June 20	\$148,215.86	2,550	3,856	\$58.12	\$23.14	1,080	\$137.24
July 20	\$151,454.63	2,527	3,819	\$59.93	\$23.87	1,093	\$138.57
August 20	\$140,163.45	2,517	3,825	\$55.69	\$22.10	1,052	\$133.24
September 20	\$128,867.28	2,511	3,800	\$51.32	\$20.42	933	\$138.12
October 20	\$139,127.76	2,510	3,787	\$55.43	\$22.09	960	\$144.92
November 20	\$93,191.73	2,492	3,769	\$37.40	\$14.88	697	\$133.70
December 20	\$135,597.11	2,500	3,774	\$54.24	\$21.61	1,006	\$134.79
<b>Totals:</b>	<b>\$1,508,431.29</b>	<b>30,350</b>	<b>46,027</b>	<b>\$596.43</b>	<b>\$236.98</b>	<b>10,706</b>	<b>\$1,728.97</b>
<b>Averages:</b>	<b>\$125,702.61</b>	<b>2,529</b>	<b>3,836</b>	<b>\$49.70</b>	<b>\$19.75</b>	<b>892</b>	<b>\$144.08</b>

Per Employee Per Month Claims Paid



PEPM - Per Employee Per Month

PMPM - Per Member Per Month (Includes Employees, Spouses, and Dependent Children)



# Sedgwick County (90192)

Delta Dental of Kansas

January  
2021

Through

March  
2021

## Cost Management

Summary	Description	January 2021 to March 2021			January 2020 to December 2020		
		Dollars	Savings	% of Eligible	Dollars	Savings	% of Eligible
	<b>Submitted Charges</b>	<b>\$1,312,260.31</b>			<b>\$4,092,200.15</b>		
	<i>In-Network Charges</i>	<i>\$1,298,344.18</i>			<i>\$3,986,844.70</i>		
	Duplicate Charges	\$37,225.92	2.84%		\$134,832.00	3.29%	
	Pending Ortho Charges	\$123,032.11	9.38%		\$306,834.50	7.50%	
	Delta Dental Difference ®	\$410,221.03	31.52%		\$1,286,832.00	32.08%	
	<b>Eligible Claims</b>	<b>\$741,781.25</b>			<b>\$2,363,701.65</b>		
<b>Delta Dental Difference ®</b>	Network Savings	\$316,110.87	24.35%		\$981,456.17	24.62%	
	Consultant Review	\$2,186.00	0.17%		\$11,891.00	0.29%	
	Non-Billable Services	\$54,892.84	4.18%		\$204,190.23	4.99%	
	Coordination of Benefits	\$37,031.32	2.82%		\$89,294.60	2.18%	
	<b>Subtotal</b>	<b>\$410,221.03</b>	<b>31.52%</b>		<b>\$1,286,832.00</b>	<b>32.08%</b>	
<b>Patient Pay</b>	Not Covered	\$48,501.97		6.54%	\$177,759.43		7.52%
	Optional Services	\$601.20		0.08%	\$2,665.80		0.11%
	Eligibility Verification	\$113.00		0.02%	\$55.00		0.00%
	Coinsurance	\$185,483.44		25.01%	\$565,781.96		23.94%
	Over Maximum	\$23,286.76		3.14%	\$101,648.57		4.30%
	Deductible	\$0.00		0.00%	\$0.00		0.00%
	Insufficient Information	\$2,506.00		0.34%	\$7,359.60		0.31%
	<b>Subtotal</b>	<b>\$260,492.37</b>		<b>35.12%</b>	<b>\$855,270.36</b>		<b>36.18%</b>
<b>Delta Dental Pay</b>	Coinsurance	\$479,136.73		64.59%	\$1,501,499.05		63.52%
	Adjustments	\$2,152.15		0.29%	\$6,932.24		0.29%
	<b>Subtotal</b>	<b>\$481,288.88</b>		<b>64.88%</b>	<b>\$1,508,431.29</b>		<b>63.82%</b>
<b>Submitted Charges</b>	<b>Grand Total</b>	<b>\$1,312,260.31</b>		<b>100.00%</b>	<b>\$4,092,200.15</b>		<b>100.00%</b>

Patient Pay Subtotal and Delta Dental Pay Subtotal equals Eligible Claims.

Pending Ortho Charges, Delta Dental Difference ®, Patient Pay Subtotal and Delta Dental Pay subtotal equals the Grand Total.

## Benefit Comparison

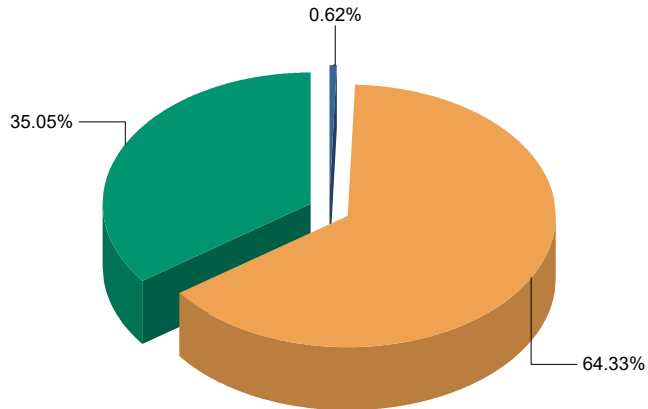
January 2021 to March 2021

Network Type	Amount Paid	Percentage of Amount
<b>PPO:</b>	\$309,616.43	64.33%
<b>Premier:</b>	\$168,681.30	35.05%
<b>Out of Network:</b>	\$2,991.15	0.62%
<b>\$481,288.88</b>		<b>100.00%</b>

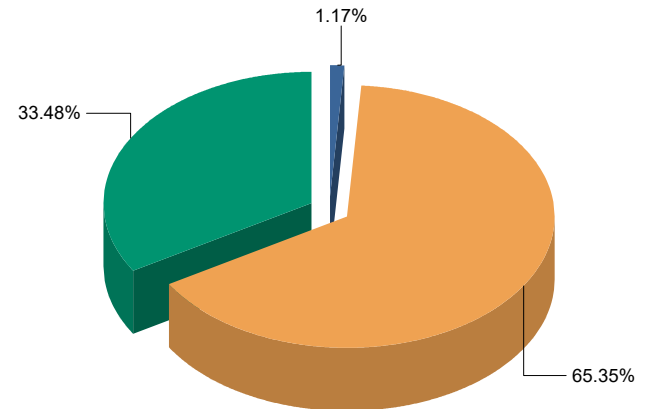
January 2020 to December 2020

Network Type	Amount Paid	Percentage of Amount
<b>PPO:</b>	\$985,757.24	65.35%
<b>Premier:</b>	\$505,036.68	33.48%
<b>Out of Network:</b>	\$17,637.37	1.17%
<b>\$1,508,431.29</b>		<b>100.00%</b>

Benefit Comparison by Network Utilization



Benefit Comparison by Network Utilization





Delta Dental of Kansas

# Sedgwick County (90192)

January 2021 Through March 2021

## Benefit Comparison

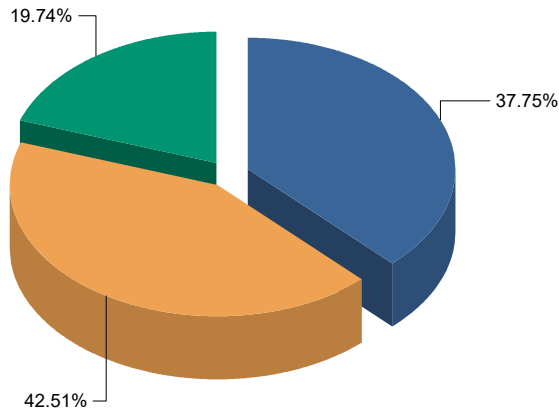
January 2021 to March 2021

Membership Type	Amount Paid	Percentage of Amount
Employee:	\$204,577.03	42.51%
Spouse:	\$95,027.88	19.74%
Dependent:	\$181,683.97	37.75%
<b>Totals:</b>	<b>\$481,288.88</b>	<b>100.00%</b>

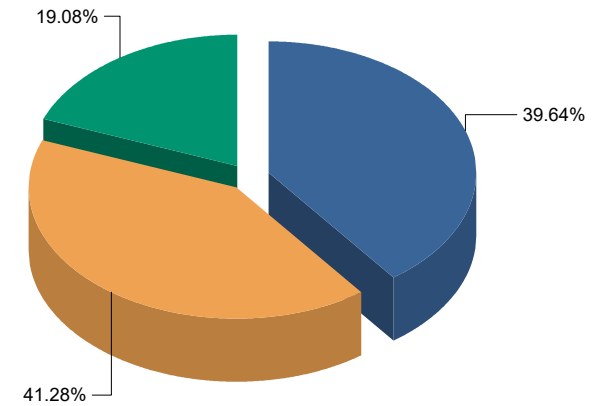
January 2020 to December 2020

Membership Type	Amount Paid	Percentage of Amount
Employee:	\$622,730.22	41.28%
Spouse:	\$287,760.29	19.08%
Dependent:	\$597,940.78	39.64%
<b>Totals:</b>	<b>\$1,508,431.29</b>	<b>100.00%</b>

### Benefit Comparison By Membership Type



### Benefit Comparison By Membership Type



## Benefit Comparison

January 2021 to March 2021			
Benefits Category	Number of Procedures	Amount Paid	Percent of Claims Paid
<b>Diagnostic:</b>	<b>3,834</b>	<b>\$122,281.70</b>	<b>25.41%</b>
<i>Exams</i>	1,752	\$59,291.11	12.32 %
<b>Preventive:</b>	<b>2,654</b>	<b>\$114,112.73</b>	<b>23.71%</b>
<i>Cleanings</i>	1,706	\$95,420.66	19.83 %
<b>Restorative:</b>	<b>1,156</b>	<b>\$141,702.67</b>	<b>29.44%</b>
<i>Basic</i>	827	\$72,056.05	14.97 %
<i>Major</i>	329	\$69,646.62	14.47 %
<b>Endodontics:</b>	<b>84</b>	<b>\$22,089.50</b>	<b>4.59%</b>
<b>Periodontics:</b>	<b>207</b>	<b>\$11,341.52</b>	<b>2.36%</b>
<i>Perio Cleanings</i>	115	\$7,630.22	1.59 %
<b>Prosthodontics:</b>	<b>50</b>	<b>\$7,112.00</b>	<b>1.48%</b>
<i>Implants</i>	11	\$0.00	0.00 %
<b>Oral Surgery:</b>	<b>276</b>	<b>\$21,686.68</b>	<b>4.51%</b>
<b>Orthodontics:</b>	<b>261</b>	<b>\$38,042.12</b>	<b>7.90%</b>
<b>Adjunctive Services:</b>	<b>217</b>	<b>\$2,919.96</b>	<b>0.61%</b>
<b>Totals:</b>	<b>8,739</b>	<b>\$481,288.88</b>	<b>100.00%</b>

January 2020 to December 2020			
Benefits Category	Number of Procedures	Amount Paid	Percent of Claims Paid
<b>Diagnostic:</b>	<b>12,955</b>	<b>\$420,326.57</b>	<b>27.87%</b>
<i>Exams</i>	5,921	\$200,420.53	13.29 %
<b>Preventive:</b>	<b>9,024</b>	<b>\$370,853.39</b>	<b>24.59%</b>
<i>Cleanings</i>	5,764	\$306,558.85	20.32 %
<b>Restorative:</b>	<b>3,522</b>	<b>\$385,889.27</b>	<b>25.58%</b>
<i>Basic</i>	2,701	\$223,047.41	14.79 %
<i>Major</i>	821	\$162,841.86	10.79 %
<b>Endodontics:</b>	<b>227</b>	<b>\$47,548.23</b>	<b>3.15%</b>
<b>Periodontics:</b>	<b>766</b>	<b>\$49,340.44</b>	<b>3.27%</b>
<i>Perio Cleanings</i>	334	\$18,542.02	1.23 %
<b>Prosthodontics:</b>	<b>201</b>	<b>\$21,333.90</b>	<b>1.41%</b>
<i>Implants</i>	38	\$0.00	0.00 %
<b>Oral Surgery:</b>	<b>941</b>	<b>\$85,352.22</b>	<b>5.66%</b>
<b>Orthodontics:</b>	<b>950</b>	<b>\$117,812.87</b>	<b>7.81%</b>
<b>Adjunctive Services:</b>	<b>764</b>	<b>\$9,974.40</b>	<b>0.66%</b>
<b>Totals:</b>	<b>29,350</b>	<b>\$1,508,431.29</b>	<b>100.00%</b>

