

1. Click the "Sign Up" button (top right of the screen)
2. Create account
3. On the Become a Program Fan page, select Medical Reserve Corps
4. Click Continue
5. On the Opportunities page, select Medical Volunteer or Non-medical
6. Under Medical Reserve Corps sign-up page, click "Medical Reserve Corps" button and then click blue "sign-up"
7. Submit qualifications button
8. Log out and wait for more instructions via email.

Currently, we are supporting the Sedgwick County Health Department COVID-19 response efforts. Roles for non-medical volunteers include vaccine and testing line flow and administrative support. Roles for medical volunteers include vaccination and collecting samples for COVID-19 testing.

If you have questions, please email [mrc@sedgwick.gov](mailto:mrc@sedgwick.gov).

1. Sign up.
2. Create account.
3. Become a Program Fan – click Medical Reserve Corps



- 4.
5. Continue

**Sedgwick County Public Safety Volunteers**



**Step 3 of 3:** Congratulations! You've set up your account.

just one more short step: Click "Continue" below.





6. Select opportunity – Medical Volunteer or Non-medical

OPPORTUNITY/PROGRAM	DATE/TIME	ACTIONS
 <b>St</b> <a href="#">Medical Reserve Corps Sign up for Medical Volunteers (Please Read Description)</a> <small>Medical Reserve Corps</small>	Is Ongoing	<a href="#">VIEW DETAILS</a> 
 <b>St</b> <a href="#">Medical Reserve Corps Sign up for Non-Medical Volunteers (Please Read Description.)</a> <small>Medical Reserve Corps</small>	Is Ongoing	<a href="#">VIEW DETAILS</a> 

7. Medical Reserve Corps Sign up

- Click green “fanned” button
- Click blue sign up

**St** [Medical Reserve Corps Sign up for Non-Medical Volunteers \(Please Read Description.\)](#)

**Description:**

**Skills:**

**Program:**

[Sign Up](#)

8. have you completed and verified your profile information? Yes

**Submit Qualifications**

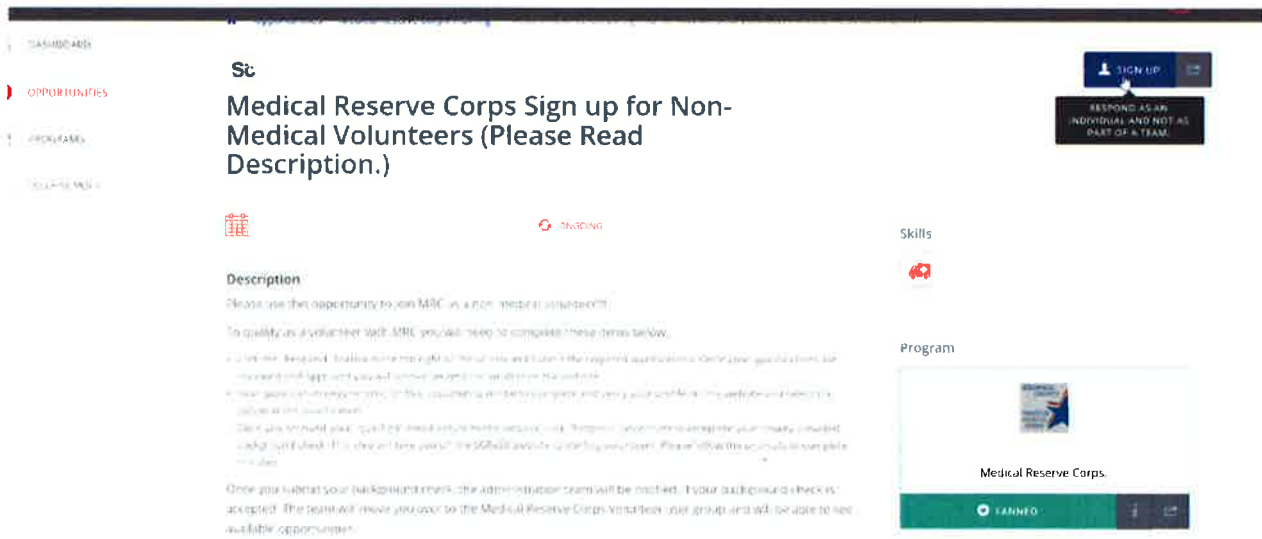
[Submit Qualifications](#)

Log out and wait for email from SCHD.


9. After log in, click on the opportunity/program you sign up for



10. Click blue sign up



Complete background check information on SGRedi. You will then be redirected to the Sterling website to enter background check information.



Log out and wait for email from SCHD

Goes to update profile page