

District Attorney

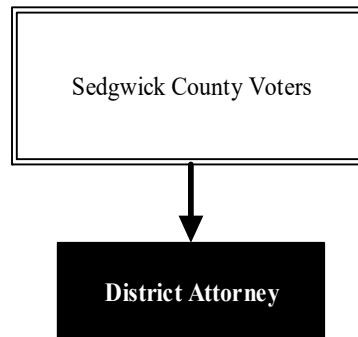
Mission: To enforce the law of the State of Kansas by effectively, fairly, ethically, and consistently administering justice within the framework of the U.S. Constitution and the laws of the State of Kansas. To review, assess, deter, and prosecute criminal and civil violations in a consistent manner that maximizes public safety, protects the rights of crime victims, and the rights of all citizens. To ensure the criminal justice system operates fairly with the goal of improving the quality of life for all citizens of this community.

Marc Bennett
District Attorney
 535 N. Main St.
 Wichita, KS 67203
 316.660.3600
marc.bennett@sedgwick.gov

Overview

The Office of the District Attorney (DA) prosecutes violations of criminal, juvenile, and traffic laws of Kansas; initiates proceedings to protect abused and neglected children; and secures care and treatment in mental commitment cases. Additionally, the Office appears before state and federal appellate courts as well as the United States Supreme Court. The Office enforces the Kansas Consumer Protection Act (KCPA) and provides services to victims and witnesses to ensure fair treatment.

A core responsibility of the Office is the prosecution of offenders. The Office is also responsible for affording protection and consideration to the victims of crime and their families, all while ensuring compliance with the law and the ethical obligation to observe and protect the rights of the accused.



Strategic Goals:

- Ensure fair and equal treatment in accordance with State law and prosecution standards
- Ensure offender accountability to crime victims and the community
- Maintain the highest level of professionalism in all aspects of daily operations

Highlights

- The Office processed and disseminated large quantities of digital evidence in 2020 as discovery was disseminated in more than 3,300 cases, leading to over 14 terabytes of discoverable information being provided to defense attorneys
- The Office accounted for 20.7 percent of sentenced felony cases in fiscal year 2020 for the entire State of Kansas



Accomplishments and Strategic Results

Accomplishments

The Initial Assessment Docket (IAD) program continues to be successful in providing expedient disposition of low-level, non-violent cases. In 2020, the unit was assigned 152 new cases and disposed of 327 cases.

The Consumer Protection Unit obtained 19 separate civil judgements wherein cases were resolved and the business was ordered to pay fees, fines, and restitution for violations of the KCPA, totaling more than \$460,000.

Strategic Results

Due to the coronavirus disease (COVID-19) and the partial closure of the court system, case filings in 2020 were down significantly. The Office filed 2,589 adult criminal cases; 598 juvenile offender cases; 450 Child In Need of Care (CINC) cases, involving 281 families; 43 homicide cases; 20,505 traffic cases; 449 Care and Treatment petitions; 193 appellate briefs; and 110 appellate motions. There were 32 jury trials conducted and over 32,000 hearings were scheduled in the criminal division. With this heavy case load, the Office continues to place a priority on efficient and expeditious case management and handling of the necessary documentary workflow to support these cases.

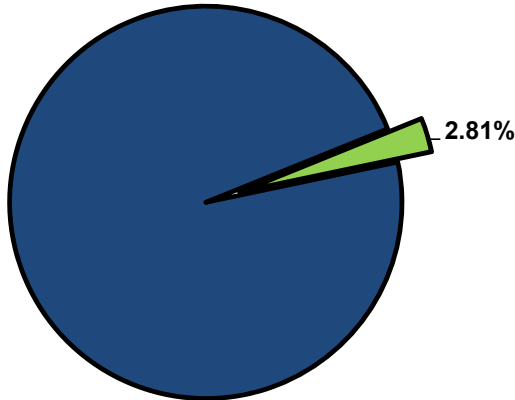


Significant Budget Adjustments

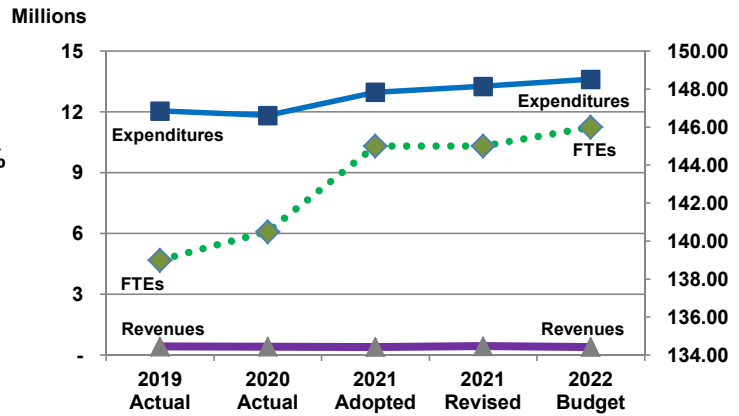
Significant adjustments to the District Attorney’s 2022 budget include a decrease in contractuels (\$202,896) and commodities (\$10,000) due to a one-time increase in the attorney trust and the addition of 1.0 full-time equivalent (FTE) Trial Technology Specialist position (\$65,172).

Departmental Graphical Summary

District Attorney
Percent of Total County Operating Budget



Expenditures, Program Revenue & FTEs
All Operating Funds



Budget Summary by Category

	2019 Actual	2020 Actual	2021 Adopted	2021 Revised	2022 Budget	Amount Chg '21 Rev.'-'22	% Chg '21 Rev.'-'22
Expenditures							
Personnel	11,192,972	11,133,146	12,168,355	12,168,355	12,879,720	711,366	5.85%
Contractual Services	639,852	553,738	637,168	847,570	607,777	(239,793)	-28.29%
Debt Service	-	-	-	-	-	-	-
Commodities	168,447	138,099	161,376	220,906	121,078	(99,828)	-45.19%
Capital Improvements	32,106	-	-	-	-	-	-
Capital Equipment	13,215	-	-	24,585	-	(24,585)	-100.00%
Interfund Transfers	-	-	-	-	-	-	-
Total Expenditures	12,046,593	11,824,982	12,966,899	13,261,416	13,608,575	347,159	2.62%
Revenues							
Tax Revenues	-	-	-	-	-	-	-
Licenses and Permits	-	-	-	-	-	-	-
Intergovernmental	31,836	1,380	-	40,931	-	(40,931)	-100.0%
Charges for Services	275,941	207,374	287,662	287,662	225,777	(61,885)	-21.51%
All Other Revenue	112,641	210,860	110,716	110,716	174,202	63,486	57.34%
Total Revenues	420,418	419,614	398,378	439,309	399,979	(39,329)	-8.95%
Full-Time Equivalents (FTEs)							
Property Tax Funded	139.00	140.50	145.00	145.00	146.00	1.00	0.69%
Non-Property Tax Funded	-	-	-	-	-	-	-
Total FTEs	139.00	140.50	145.00	145.00	146.00	1.00	0.69%

Budget Summary by Fund

Fund	2019 Actual	2020 Actual	2021 Adopted	2021 Revised	2022 Budget	Amount Chg '21 Rev.'-'22	% Chg '21 Rev.'-'22
General Fund	11,938,366	11,732,032	12,900,193	12,935,221	13,553,128	617,907	4.78%
District Attorney Grants	60,499	23,175	19,000	245,220	19,000	(226,220)	-92.25%
Attorney Training	46,495	39,258	47,706	40,044	36,447	(3,597)	-8.98%
JAG Grants	1,233	30,517	-	40,931	-	(40,931)	-100.00%
Total Expenditures	12,046,593	11,824,982	12,966,899	13,261,416	13,608,575	347,159	2.62%

Significant Budget Adjustments from Prior Year Revised Budget

	Expenditures	Revenues	FTEs
Decrease in contractals due to one-time increase in the attorney trust in 2021	(202,896)		
Increase in personnel due to the addition of 1.0 FTE Trial Technology Specialist position	65,172		1.00
Decrease in commodities due to one-time increase in the attorney trust	(10,000)		
Total	(147,724)	-	1.00

Budget Summary by Program

Program	Fund	2019 Actual	2020 Actual	2021 Adopted	2021 Revised	2022 Budget	% Chg '21 Rev.'-'22	2022 FTEs
Administration	110	1,170,088	1,112,833	1,141,026	1,243,973	1,376,284	10.64%	12.20
Consumer Fraud	110	308,937	279,348	329,041	278,089	304,154	9.37%	3.48
Adult Diversion	110	167,324	136,776	194,384	191,884	207,839	8.32%	3.00
Traffic	110	431,415	481,063	431,031	719,794	591,277	-17.85%	9.05
Trial	110	4,079,115	4,018,349	4,682,327	4,551,250	4,820,693	5.92%	51.31
Juvenile	110	720,763	714,024	732,661	733,661	742,362	1.19%	7.76
Appellate	110	805,503	792,988	833,581	823,274	849,249	3.16%	6.85
Case Coordination	110	740,555	777,530	773,227	772,227	837,529	8.46%	11.20
Investigation	110	624,974	620,087	729,022	667,866	673,985	0.92%	6.73
Records	110	336,923	323,730	342,057	387,161	422,776	9.20%	6.35
Sedgwick Co. Drug Ct.	110	44,931	38,898	46,305	35,294	32,357	-8.32%	0.33
Witness Fees	110	31,403	23,118	30,000	30,000	30,900	3.00%	-
Sexual Assault Exam.	110	263,540	233,552	267,295	267,295	267,550	0.10%	-
Traffic Diversion	110	98,116	99,867	102,071	102,071	100,429	-1.61%	1.40
Juvenile Diversion	110	281,852	271,362	277,233	277,233	284,978	2.79%	4.05
Child in Need of Care	110	1,385,079	1,280,235	1,526,247	1,362,185	1,390,267	2.06%	17.20
Financial & Econ. Crimes	110	447,848	528,275	462,685	491,964	620,500	26.13%	5.10
Prosecution Attorney Tr.	259	50,729	16,698	-	212,896	-	-100.00%	-
Juvenile Div. UA Fees	259	9,770	6,477	19,000	19,000	19,000	0.00%	-
Training	216	46,495	39,258	47,706	40,044	36,447	-8.98%	-
Other Grants	Multi.	1,233	30,517	-	54,255	-	-100.00%	-
Total		12,046,593	11,824,982	12,966,899	13,261,416	13,608,575	2.62%	146.00

Personnel Summary by Fund

Position Titles	Fund	Grade	Budgeted Compensation Comparison			FTE Comparison		
			2021 Adopted	2021 Revised	2022 Budget	2021 Adopted	2021 Revised	2022 Budget
District Attorney	110	DA	161,983	161,983	161,983	1.00	1.00	1.00
Deputy District Attorney	110	DA	264,952	264,952	264,952	2.00	2.00	2.00
Chief Attorney	110	DA	1,005,295	1,005,297	1,005,297	10.00	10.00	10.00
Chief Executive Administrator	110	DA	100,534	100,535	100,535	1.00	1.00	1.00
Chief of Investigations	110	DA	90,638	90,638	90,638	1.00	1.00	1.00
Consumer Investigator	110	DA	66,367	66,367	66,367	1.00	1.00	1.00
Criminal Investigator	110	DA	283,117	294,052	294,052	5.00	5.00	5.00
Executive Assistant	110	DA	72,265	72,265	72,265	1.00	1.00	1.00
Information Technology Support	110	DA	81,800	86,800	86,800	1.00	1.00	1.00
Media Coordinator	110	DA	67,141	67,142	67,142	1.00	1.00	1.00
Office Specialist	110	DA	145,140	-	-	5.00	-	-
Project Coordinator	110	DA	54,102	42,000	42,000	1.00	1.00	1.00
Senior Administrative Officer	110	DA	84,030	84,030	84,030	1.00	1.00	1.00
Senior Attorney	110	DA	1,011,984	1,023,699	1,023,699	12.00	12.00	12.00
Senior Systems Analyst	110	DA	61,233	61,233	61,233	1.00	1.00	1.00
Senior Victim Witness Coordinator	110	DA	63,676	67,500	67,500	1.00	1.00	1.00
Staff Attorney I	110	DA	569,420	467,481	467,481	8.00	8.00	8.00
Staff Attorney II	110	DA	667,673	670,542	670,542	10.00	10.00	10.00
Staff Attorney III	110	DA	948,862	971,949	971,949	13.00	13.00	13.00
Traffic Diversion Coordinator	110	DA	55,324	55,324	55,324	1.00	1.00	1.00
Administrative Investigator	110	DA	38,856	38,875	38,875	1.00	1.00	1.00
Application Manager	110	GRADE133	66,649	66,649	67,982	1.00	1.00	1.00
Diversion Program Manager	110	GRADE129	58,591	58,592	101,791	1.00	1.00	2.00
Administrative Supervisor II	110	GRADE126	-	-	50,035	-	-	1.00
Diversion Coordinator	110	GRADE126	-	-	40,851	-	-	1.00
Lead CINC Legal Assistant	110	GRADE126	-	-	49,018	-	-	1.00
CINC Legal Assistant	110	GRADE125	-	-	78,610	-	-	2.00
DA Case Coordinator	110	GRADE125	-	-	373,926	-	-	8.00
Docket Administration	110	GRADE125	-	-	49,455	-	-	1.00
Juvenile Diversion Coordinator	110	GRADE125	-	-	122,263	-	-	3.00
Administrative Supervisor II	110	GRADE124	46,118	46,134	-	1.00	1.00	-
DA Financial Assistant	110	GRADE124	42,006	37,440	38,189	1.00	1.00	1.00
Discovery Coordinator	110	GRADE124	-	-	153,770	-	-	4.00
Diversion Program Manager	110	GRADE124	50,490	50,490	-	1.00	1.00	-
Legal Assistant III	110	GRADE124	45,935	45,947	93,721	1.00	1.00	2.00
Trial Technology Coordinator	110	GRADE124	43,264	43,264	44,129	1.00	1.00	1.00
Trial Technology Specialist	110	GRADE124	-	-	37,065	-	-	1.00
Administrative Investigator	110	GRADE123	49,596	49,608	50,600	1.00	1.00	1.00
CINC Legal Assistant	110	GRADE123	73,794	73,798	-	2.00	2.00	-
DA Case Coordinator	110	GRADE123	359,440	362,441	-	8.00	8.00	-
Discovery Coordinator	110	GRADE123	149,460	147,515	-	4.00	4.00	-
Diversion Coordinator	110	GRADE123	40,604	35,318	-	1.00	1.00	-
Docket Administration	110	GRADE123	48,474	48,485	-	1.00	1.00	-
Juvenile Diversion Coordinator	110	GRADE123	113,341	113,381	-	3.00	3.00	-
Lead CINC Legal Assistant	110	GRADE123	38,651	40,186	-	1.00	1.00	-
Legal Assistant II	110	GRADE123	-	-	81,271	-	-	2.00
Legal Assistant I	110	GRADE122	-	-	135,469	-	-	4.00
Administrative Specialist II	110	GRADE121	-	-	767,057	-	-	22.00
Administrative Specialist I	110	GRADE120	68,696	67,642	68,385	2.00	2.00	2.00
Administrative Specialist II	110	GRADE120	571,574	572,104	-	16.00	16.00	-
Legal Assistant I	110	GRADE120	125,647	126,818	-	4.00	4.00	-
Legal Assistant II	110	GRADE120	78,133	78,146	-	2.00	2.00	-
Legal Assistant III	110	GRADE120	45,042	45,053	-	1.00	1.00	-
Office Assistant II	110	GRADE119	59,280	58,157	59,320	2.00	2.00	2.00
Administrative Specialist II	110	GRADE118	32,155	32,157	-	1.00	1.00	-
Office Assistant I	110	GRADE118	95,722	89,042	187,834	3.00	3.00	6.00

Personnel Summary by Fund

Position Titles	Fund	Grade	Budgeted Compensation Comparison			FTE Comparison		
			2021 Adopted	2021 Revised	2022 Budget	2021 Adopted	2021 Revised	2022 Budget
Administrative Specialist II	110	GRADE117	-	131,680	-	-	5.00	-
Office Assistant I	110	GRADE117	94,860	93,870	-	3.00	3.00	-
Crime Analyst	110	EXCEPT	48,561	51,241	51,241	1.50	1.50	1.50
PT Administrative Support II	110	EXCEPT	27,649	27,654	27,654	1.00	1.00	1.00
PT Crime Analyst	110	EXCEPT	26,000	26,000	26,000	0.50	0.50	0.50
Temp DA Summer Intern	110	EXCEPT	19,800	7,500	7,500	1.50	1.50	1.50
Temp Legal Intern	110	EXCEPT	6,600	2,500	2,500	0.50	0.50	0.50
Subtotal					8,458,298			
Add:								
Budgeted Personnel Savings					-			
Compensation Adjustments					615,288			
Overtime/On Call/Holiday Pay					8,658			
Benefits					3,797,477			
Total Personnel Budget					12,879,720	145.00	145.00	146.00

• Administration

The Administration Unit provides general management, administrative, and technical support to all District Attorney programs. Such activities include human resource management, fiscal management, staff training, Kansas Open Records Act (KORA) and Kansas Open Meetings Act (KOMA) oversight, grants management, technology acquisition and maintenance, and public and law enforcement education on prosecution and court functions.

Fund(s): County General Fund 110

Expenditures	2019 Actual	2020 Actual	2021 Adopted	2021 Revised	2022 Budget	Amnt. Chg. '21 - '22	% Chg. '21 - '22
Personnel	1,113,573	1,086,573	1,099,360	1,174,954	1,351,934	176,980	15.1%
Contractual Services	16,392	13,464	31,170	31,895	15,800	(16,095)	-50.5%
Debt Service	-	-	-	-	-	-	-
Commodities	8,017	12,796	10,496	37,124	8,550	(28,574)	-77.0%
Capital Improvements	32,106	-	-	-	-	-	-
Capital Equipment	-	-	-	-	-	-	-
Interfund Transfers	-	-	-	-	-	-	-
Total Expenditures	1,170,088	1,112,833	1,141,026	1,243,973	1,376,284	132,311	10.6%
Revenues							
Taxes	-	-	-	-	-	-	-
Intergovernmental	-	-	-	-	-	-	-
Charges For Service	-	-	-	-	-	-	-
All Other Revenue	6	1,511	1	1	1,560	1,559	124689.6%
Total Revenues	6	1,511	1	1	1,560	1,559	124689.6%
Full-Time Equivalents (FTEs)	9.75	9.50	9.50	11.30	12.20	0.90	8.0%

• Consumer Fraud

The Consumer Protection Unit enforces the Kansas Consumer Protection Act and the Kansas Charitable Organization and Solicitations Act, along with several other state civil statutes. Attorneys and investigators within the unit assist citizens by investigating possible violations of the law and file formal legal actions when appropriate.

Fund(s): County General Fund 110

Expenditures	2019 Actual	2020 Actual	2021 Adopted	2021 Revised	2022 Budget	Amnt. Chg. '21 - '22	% Chg. '21 - '22
Personnel	303,942	274,032	320,341	269,889	296,607	26,718	9.9%
Contractual Services	3,980	2,585	5,700	4,200	5,000	800	19.0%
Debt Service	-	-	-	-	-	-	-
Commodities	1,015	2,730	3,000	4,000	2,547	(1,453)	-36.3%
Capital Improvements	-	-	-	-	-	-	-
Capital Equipment	-	-	-	-	-	-	-
Interfund Transfers	-	-	-	-	-	-	-
Total Expenditures	308,937	279,348	329,041	278,089	304,154	26,065	9.4%
Revenues							
Taxes	-	-	-	-	-	-	-
Intergovernmental	-	-	-	-	-	-	-
Charges For Service	-	-	-	-	-	-	-
All Other Revenue	84,885	144,603	88,314	88,314	150,445	62,131	70.4%
Total Revenues	84,885	144,603	88,314	88,314	150,445	62,131	70.4%
Full-Time Equivalents (FTEs)	3.50	3.50	3.50	3.48	3.48	-	0.0%

• Adult Diversion

The Adult Diversion Program enables qualified offenders charged with driving under the influence (DUI) or certain non-violent criminal offenses to avoid a criminal conviction while being held accountable for their acts. Successful completion of a diversion program will result in the dismissal of criminal charges. Program requirements can include payment of restitution, correctional counseling, substance abuse or mental health treatment, community service work, and payment of costs, fines, and other fees.

Fund(s): County General Fund 110

Expenditures	2019 Actual	2020 Actual	2021 Adopted	2021 Revised	2022 Budget	Amnt. Chg. '21 - '22	% Chg. '21 - '22
Personnel	166,355	135,631	190,434	190,434	205,839	15,405	8.1%
Contractual Services	416	246	1,700	700	1,000	300	42.9%
Debt Service	-	-	-	-	-	-	-
Commodities	553	899	2,250	750	1,000	250	33.3%
Capital Improvements	-	-	-	-	-	-	-
Capital Equipment	-	-	-	-	-	-	-
Interfund Transfers	-	-	-	-	-	-	-
Total Expenditures	167,324	136,776	194,384	191,884	207,839	15,955	8.3%
Revenues							
Taxes	-	-	-	-	-	-	-
Intergovernmental	-	-	-	-	-	-	-
Charges For Service	53,896	34,419	55,525	55,525	35,459	(20,066)	-36.1%
All Other Revenue	-	-	-	-	-	-	-
Total Revenues	53,896	34,419	55,525	55,525	35,459	(20,066)	-36.1%
Full-Time Equivalents (FTEs)	3.00	3.00	3.00	3.00	3.00	-	0.0%

• Traffic

The Traffic Unit prosecutes violations of the Kansas Uniform Act regulating traffic, drivers' license violations, and seat belt violations. Such violations include DUI, driving while suspended (DWS), reckless driving, fleeing or attempting to elude a law enforcement officer, driving without insurance, transporting open containers of alcohol, and numerous traffic infractions. In addition, the Traffic Unit's responsibilities include handling of fish and game cases.

Fund(s): County General Fund 110

Expenditures	2019 Actual	2020 Actual	2021 Adopted	2021 Revised	2022 Budget	Amnt. Chg. '21 - '22	% Chg. '21 - '22
Personnel	415,375	468,884	407,531	699,294	575,977	(123,317)	-17.6%
Contractual Services	8,154	8,397	14,500	11,500	10,300	(1,200)	-10.4%
Debt Service	-	-	-	-	-	-	-
Commodities	7,886	3,782	9,000	9,000	5,000	(4,000)	-44.4%
Capital Improvements	-	-	-	-	-	-	-
Capital Equipment	-	-	-	-	-	-	-
Interfund Transfers	-	-	-	-	-	-	-
Total Expenditures	431,415	481,063	431,031	719,794	591,277	(128,517)	-17.9%
Revenues							
Taxes	-	-	-	-	-	-	-
Intergovernmental	-	-	-	-	-	-	-
Charges For Service	-	-	-	-	-	-	-
All Other Revenue	348	-	362	362	300	(62)	-17.1%
Total Revenues	348	-	362	362	300	(62)	-17.1%
Full-Time Equivalents (FTEs)	9.80	7.40	7.40	8.95	9.05	0.10	1.1%

• Trial

The Trial Division is responsible for the majority of criminal prosecutions in the 18th Judicial District. Attorneys meet with law enforcement agencies, review their investigations, and determine whether criminal prosecutions should commence. Specialized prosecution units within the Trial Division have been created because of unique needs and dynamics associated with certain types of crimes. These units include Sex Crimes, Domestic Violence, Gang and Violent Crimes, Financial Crimes, and Drug Offenses. Other responsibilities include community education efforts, training activities to assist law enforcement, arranging extraditions, conducting inquisitions, and assisting law enforcement with requests for search warrants.

Fund(s): County General Fund 110

Expenditures	2019 Actual	2020 Actual	2021 Adopted	2021 Revised	2022 Budget	Amnt. Chg. '21 - '22	% Chg. '21 - '22
Personnel	3,930,856	3,884,487	4,509,869	4,393,183	4,672,237	279,054	6.4%
Contractual Services	81,060	88,877	98,858	90,858	96,000	5,142	5.7%
Debt Service	-	-	-	-	-	-	-
Commodities	67,199	44,985	73,600	67,209	52,456	(14,753)	-22.0%
Capital Improvements	-	-	-	-	-	-	-
Capital Equipment	-	-	-	-	-	-	0.0%
Interfund Transfers	-	-	-	-	-	-	-
Total Expenditures	4,079,115	4,018,349	4,682,327	4,551,250	4,820,693	269,443	5.9%
Revenues							
Taxes	-	-	-	-	-	-	-
Intergovernmental	-	-	-	-	-	-	-
Charges For Service	-	-	-	-	-	-	-
All Other Revenue	27	-	28	28	-	(28)	-100.0%
Total Revenues	27	-	28	28	-	(28)	-100.0%
Full-Time Equivalents (FTEs)	45.09	47.34	51.84	50.51	51.31	0.80	1.6%

• Juvenile

Operating within the Kansas Juvenile Justice Code, the Juvenile Unit prosecutes juvenile offenders alleged to have violated the laws of the State of Kansas.

Fund(s): County General Fund 110

Expenditures	2019 Actual	2020 Actual	2021 Adopted	2021 Revised	2022 Budget	Amnt. Chg. '21 - '22	% Chg. '21 - '22
Personnel	694,560	700,817	713,961	713,961	722,662	8,702	1.2%
Contractual Services	15,336	9,203	11,700	13,200	11,700	(1,500)	-11.4%
Debt Service	-	-	-	-	-	-	-
Commodities	10,867	4,003	7,000	6,500	8,000	1,500	23.1%
Capital Improvements	-	-	-	-	-	-	-
Capital Equipment	-	-	-	-	-	-	-
Interfund Transfers	-	-	-	-	-	-	-
Total Expenditures	720,763	714,024	732,661	733,661	742,362	8,702	1.2%
Revenues							
Taxes	-	-	-	-	-	-	-
Intergovernmental	-	-	-	-	-	-	-
Charges For Service	-	-	-	-	-	-	-
All Other Revenue	-	-	442	442	100	(342)	-77.4%
Total Revenues	-	-	442	442	100	(342)	-77.4%
Full-Time Equivalents (FTEs)	8.26	8.01	8.01	8.01	7.76	(0.25)	-3.1%

• Appellate

The Appellate Unit prosecutes and defends criminal and civil appeals and original actions before the Kansas appellate courts, federal district courts, federal courts of appeals, and the United States Supreme Court. Additionally, the Appellate Unit is responsible for post-conviction work, which includes pro se motions filed in criminal cases, motions to have sentences vacated, and habeas corpus proceedings. Within the Office of the District Attorney, the Appellate Unit provides the other units with legal support and advice regarding Kansas laws.

Fund(s): County General Fund 110

Expenditures	2019 Actual	2020 Actual	2021 Adopted	2021 Revised	2022 Budget	Amnt. Chg. '21 - '22	% Chg. '21 - '22
Personnel	787,044	778,700	815,581	805,274	835,049	29,774	3.7%
Contractual Services	15,514	10,377	13,000	13,000	11,200	(1,800)	-13.8%
Debt Service	-	-	-	-	-	-	-
Commodities	2,945	3,910	5,000	5,000	3,000	(2,000)	-40.0%
Capital Improvements	-	-	-	-	-	-	-
Capital Equipment	-	-	-	-	-	-	-
Interfund Transfers	-	-	-	-	-	-	-
Total Expenditures	805,503	792,988	833,581	823,274	849,249	25,974	3.2%
Revenues							
Taxes	-	-	-	-	-	-	-
Intergovernmental	-	-	-	-	-	-	-
Charges For Service	-	-	-	-	-	-	-
All Other Revenue	-	-	-	-	-	-	-
Total Revenues	-	-	-	-	-	-	-
Full-Time Equivalents (FTEs)	7.00	7.40	7.40	6.85	6.85	-	-

• Case Coordination

The Case Coordination Unit works closely with attorneys and acts as a liaison between the criminal justice system and the public. Communication with crime victims and witnesses is facilitated through this unit. Coordinators educate, inform, and assist victims and witnesses in the criminal justice process. They also coordinate victim and witness court appearances, provide victim notification as mandated by state law, and ensure subpoenas are issued and served.

Fund(s): County General Fund 110

Expenditures	2019 Actual	2020 Actual	2021 Adopted	2021 Revised	2022 Budget	Amnt. Chg. '21 - '22	% Chg. '21 - '22
Personnel	735,666	773,036	765,727	765,727	831,779	66,051	8.6%
Contractual Services	1,513	1,231	3,000	3,750	1,750	(2,000)	-53.3%
Debt Service	-	-	-	-	-	-	-
Commodities	3,376	3,264	4,500	2,750	4,000	1,250	45.5%
Capital Improvements	-	-	-	-	-	-	-
Capital Equipment	-	-	-	-	-	-	-
Interfund Transfers	-	-	-	-	-	-	-
Total Expenditures	740,555	777,530	773,227	772,227	837,529	65,301	8.5%
Revenues							
Taxes	-	-	-	-	-	-	-
Intergovernmental	-	-	-	-	-	-	-
Charges For Service	-	-	-	-	-	-	-
All Other Revenue	-	-	-	-	-	-	0.0%
Total Revenues	-	-	-	-	-	-	0.0%
Full-Time Equivalents (FTEs)	11.20	11.20	11.20	11.20	11.20	-	-

• Investigation

The Investigation Unit serves subpoenas, interviews witnesses, transports witnesses to and from the courthouse for hearings and interviews, assists with investigations of alleged open meetings and records violations, conducts criminal investigations on cases referred from outside law enforcement agencies, and coordinates and assists with investigations where law enforcement has exercised force, up to and including deadly force. This Unit is also responsible for conducting background and criminal history checks of defendants in pending criminal cases and expungement proceedings, as well as applicants for employment within the District Attorney's Office.

Fund(s): County General Fund 110

Expenditures	2019 Actual	2020 Actual	2021 Adopted	2021 Revised	2022 Budget	Amnt. Chg. '21 - '22	% Chg. '21 - '22
Personnel	564,267	578,776	690,103	628,947	631,155	2,209	0.4%
Contractual Services	41,136	36,351	33,319	33,319	37,230	3,911	11.7%
Debt Service	-	-	-	-	-	-	-
Commodities	6,356	4,960	5,600	5,600	5,600	-	0.0%
Capital Improvements	-	-	-	-	-	-	-
Capital Equipment	13,215	-	-	-	-	-	-
Interfund Transfers	-	-	-	-	-	-	-
Total Expenditures	624,974	620,087	729,022	667,866	673,985	6,119	0.9%
Revenues							
Taxes	-	-	-	-	-	-	-
Intergovernmental	-	-	-	-	-	-	-
Charges For Service	-	-	-	-	-	-	-
All Other Revenue	51	10	52	52	10	(41)	(0.80)
Total Revenues	51	10	52	52	10	(41)	-80.2%
Full-Time Equivalents (FTEs)	8.10	8.10	8.10	6.73	6.73	-	-

• Records

The Records Unit is responsible for the overall management of case records that include investigative reports received from law enforcement, legal documents, transcripts, correspondence, restitution information, and criminal history information. Staff arranges the storage and retrieval of case files and archival materials for all areas of the District Attorney's Office.

Fund(s): County General Fund 110

Expenditures	2019 Actual	2020 Actual	2021 Adopted	2021 Revised	2022 Budget	Amnt. Chg. '21 - '22	% Chg. '21 - '22
Personnel	279,544	279,829	288,857	333,961	380,776	46,815	14.0%
Contractual Services	39,343	27,354	31,200	31,200	28,000	(3,200)	-10.3%
Debt Service	-	-	-	-	-	-	-
Commodities	18,035	16,546	22,000	22,000	14,000	(8,000)	-36.4%
Capital Improvements	-	-	-	-	-	-	-
Capital Equipment	-	-	-	-	-	-	-
Interfund Transfers	-	-	-	-	-	-	-
Total Expenditures	336,923	323,730	342,057	387,161	422,776	35,615	9.2%
Revenues							
Taxes	-	-	-	-	-	-	-
Intergovernmental	-	-	-	-	-	-	-
Charges For Service	-	-	-	-	-	-	-
All Other Revenue	23	-	23	23	-	(23)	(1.00)
Total Revenues	23	-	23	23	-	(23)	-100.0%
Full-Time Equivalents (FTEs)	5.00	5.35	5.35	6.35	6.35	-	-

• Sedgwick County Drug Court Program

The Sedgwick County Drug Court, which began in 2008, is designed to serve eligible probation violation offenders who have been identified as drug or alcohol dependent. Individuals receive specialized treatment and supervision to help them gain a new lifestyle through recovery from drugs and alcohol. This program is a multi-discipline partnership with COMCARE, the Department of Corrections, and the District Court.

Fund(s): County General Fund 110

Expenditures	2019 Actual	2020 Actual	2021 Adopted	2021 Revised	2022 Budget	Amnt. Chg. '21 - '22	% Chg. '21 - '22
Personnel	44,488	38,645	45,905	34,719	31,957	(2,762)	-8.0%
Contractual Services	429	238	300	475	400	(75)	-15.8%
Debt Service	-	-	-	-	-	-	-
Commodities	14	15	100	100	-	(100)	-100.0%
Capital Improvements	-	-	-	-	-	-	-
Capital Equipment	-	-	-	-	-	-	-
Interfund Transfers	-	-	-	-	-	-	-
Total Expenditures	44,931	38,898	46,305	35,294	32,357	(2,937)	-8.3%
Revenues							
Taxes	-	-	-	-	-	-	-
Intergovernmental	-	-	-	-	-	-	-
Charges For Service	-	-	-	-	-	-	-
All Other Revenue	-	-	-	-	-	-	-
Total Revenues	-	-	-	-	-	-	-
Full-Time Equivalents (FTEs)	0.50	0.50	0.50	0.33	0.33	-	-

• Witness Fees

Pursuant to Kansas law, counties provide funds for witness fees and associated travel expenses when witnesses are called to attend any hearing or inquisition. These fees may include such expenses as transportation to and from the Sedgwick County Courthouse, lodging for witnesses from out of town, and a per diem food reimbursement.

Fund(s): County General Fund 110

Expenditures	2019 Actual	2020 Actual	2021 Adopted	2021 Revised	2022 Budget	Amnt. Chg. '21 - '22	% Chg. '21 - '22
Personnel	-	-	-	-	-	-	-
Contractual Services	30,785	22,756	29,000	29,000	30,000	1,000	3.4%
Debt Service	-	-	-	-	-	-	-
Commodities	618	362	1,000	1,000	900	(100)	-10.0%
Capital Improvements	-	-	-	-	-	-	-
Capital Equipment	-	-	-	-	-	-	-
Interfund Transfers	-	-	-	-	-	-	-
Total Expenditures	31,403	23,118	30,000	30,000	30,900	900	3.0%
Revenues							
Taxes	-	-	-	-	-	-	-
Intergovernmental	-	-	-	-	-	-	-
Charges For Service	-	-	-	-	-	-	-
All Other Revenue	13,534	11,125	13,806	13,806	11,348	(2,457)	-17.8%
Total Revenues	13,534	11,125	13,806	13,806	11,348	(2,457)	-17.8%
Full-Time Equivalents (FTEs)	-	-	-	-	-	-	-

• Sexual Assault Examinations

Pursuant to Kansas law, counties provide for the payment of the costs associated with sexual assault examinations determined necessary for the collection of evidence.

Fund(s): County General Fund 110

Expenditures	2019 Actual	2020 Actual	2021 Adopted	2021 Revised	2022 Budget	Amnt. Chg. '21 - '22	% Chg. '21 - '22
Personnel	-	-	-	-	-	-	-
Contractual Services	263,540	233,552	267,295	267,295	267,550	255	0.1%
Debt Service	-	-	-	-	-	-	-
Commodities	-	-	-	-	-	-	-
Capital Improvements	-	-	-	-	-	-	-
Capital Equipment	-	-	-	-	-	-	-
Interfund Transfers	-	-	-	-	-	-	-
Total Expenditures	263,540	233,552	267,295	267,295	267,550	255	0.1%
Revenues							
Taxes	-	-	-	-	-	-	-
Intergovernmental	-	-	-	-	-	-	-
Charges For Service	-	-	-	-	-	-	-
All Other Revenue	7,238	10,233	7,384	7,384	10,439	3,055	41.4%
Total Revenues	7,238	10,233	7,384	7,384	10,439	3,055	41.4%
Full-Time Equivalents (FTEs)	-	-	-	-	-	-	-

• Traffic Diversion

Traffic Diversion enables qualified adults to avoid a conviction while being held accountable for their violation of traffic laws through payment of costs, fines, and education programs if warranted. Upon the successful completion of the program, charges are dismissed.

Fund(s): County General Fund 110

Expenditures	2019 Actual	2020 Actual	2021 Adopted	2021 Revised	2022 Budget	Amnt. Chg. '21 - '22	% Chg. '21 - '22
Personnel	98,058	99,767	101,871	101,871	100,354	(1,517)	-1.5%
Contractual Services	50	99	100	100	50	(50)	-50.0%
Debt Service	-	-	-	-	-	-	-
Commodities	8	-	100	100	25	(75)	-75.0%
Capital Improvements	-	-	-	-	-	-	-
Capital Equipment	-	-	-	-	-	-	-
Interfund Transfers	-	-	-	-	-	-	-
Total Expenditures	98,116	99,867	102,071	102,071	100,429	(1,642)	-1.6%
Revenues							
Taxes	-	-	-	-	-	-	-
Intergovernmental	-	-	-	-	-	-	-
Charges For Service	158,840	122,350	163,641	163,641	126,048	(37,593)	-23.0%
All Other Revenue	5	-	5	5	-	(5)	(1.00)
Total Revenues	158,845	122,350	163,646	163,646	126,048	(37,598)	-23.0%
Full-Time Equivalents (FTEs)	1.40	1.40	1.40	1.40	1.40	-	-

• Juvenile Diversion

The Juvenile Diversion Program enables qualified juvenile offenders who successfully complete an offender diversion program to avoid adjudication for crimes committed. Youth who are approved for the program must accept responsibility for the offense and sign an agreement, which outlines all of the requirements of diversion. Program requirements may include a combination of payment of restitution, correctional counseling, substance abuse and mental health treatment, community service work, and payment of costs and fees.

Fund(s): County General Fund 110

Expenditures	2019 Actual	2020 Actual	2021 Adopted	2021 Revised	2022 Budget	Amnt. Chg. '21 - '22	% Chg. '21 - '22
Personnel	280,618	271,078	273,383	273,383	282,478	9,095	3.3%
Contractual Services	424	201	1,350	1,350	500	(850)	-63.0%
Debt Service	-	-	-	-	-	-	-
Commodities	810	83	2,500	2,500	2,000	(500)	-20.0%
Capital Improvements	-	-	-	-	-	-	-
Capital Equipment	-	-	-	-	-	-	-
Interfund Transfers	-	-	-	-	-	-	-
Total Expenditures	281,852	271,362	277,233	277,233	284,978	7,745	2.8%
Revenues							
Taxes	-	-	-	-	-	-	-
Intergovernmental	-	-	-	-	-	-	-
Charges For Service	11,444	8,564	11,790	11,790	8,823	(2,967)	-25.2%
All Other Revenue	-	-	-	-	-	-	-
Total Revenues	11,444	8,564	11,790	11,790	8,823	(2,967)	-25.2%
Full-Time Equivalents (FTEs)	4.75	4.05	4.05	4.05	4.05	-	-

• Child in Need of Care

The Child in Need of Care (CINC) Unit has the protection of children as its primary responsibility. The CINC Unit is comprised of a Deputy District Attorney, staff attorneys, and support personnel whose obligation it is to screen cases and when appropriate file petitions alleging abuse or neglect. District Attorney staff work closely with Kansas Department for Children and Families (DCF) agency personnel and private contract providers. Once a case has been initiated, staff attorneys attend court proceedings in accordance with Kansas Code for the Care of Children, K.S.A. 38-1510.

Fund(s): County General Fund 110

Expenditures	2019 Actual	2020 Actual	2021 Adopted	2021 Revised	2022 Budget	Amnt. Chg. '21 - '22	% Chg. '21 - '22
Personnel	1,341,806	1,241,538	1,493,247	1,300,294	1,349,267	48,972	3.8%
Contractual Services	28,828	32,555	23,000	34,500	30,000	(4,500)	-13.0%
Debt Service	-	-	-	-	-	-	-
Commodities	14,444	6,142	10,000	27,391	11,000	(16,391)	-59.8%
Capital Improvements	-	-	-	-	-	-	-
Capital Equipment	-	-	-	-	-	-	-
Interfund Transfers	-	-	-	-	-	-	-
Total Expenditures	1,385,079	1,280,235	1,526,247	1,362,185	1,390,267	28,081	2.1%
Revenues							
Taxes	-	-	-	-	-	-	-
Intergovernmental	-	-	-	-	-	-	-
Charges For Service	-	-	-	-	-	-	-
All Other Revenue	-	-	300	300	-	(300)	-100.0%
Total Revenues	-	-	300	300	-	(300)	-100.0%
Full-Time Equivalents (FTEs)	17.45	19.55	19.55	17.75	17.20	(0.55)	(0.03)

• Financial & Economic Crimes

The Financial and Economic Crimes Unit prosecutes crimes affecting property owners, businesses, and employers in Sedgwick County. Economic crimes include forgery, identity theft, elder abuse, burglary, and theft of property, money, and services. Prosecutors in this unit work with local law enforcement, citizens, financial institutions, and businesses to bring the community's chronic offenders to justice and collect restitution where possible.

Fund(s): County General Fund 110

Expenditures	2019 Actual	2020 Actual	2021 Adopted	2021 Revised	2022 Budget	Amnt. Chg. '21 - '22	% Chg. '21 - '22
Personnel	436,819	521,352	452,185	482,464	611,650	129,185	26.8%
Contractual Services	6,713	6,384	8,000	7,000	6,350	(650)	-9.3%
Debt Service	-	-	-	-	-	-	-
Commodities	4,316	538	2,500	2,500	2,500	-	0.0%
Capital Improvements	-	-	-	-	-	-	-
Capital Equipment	-	-	-	-	-	-	-
Interfund Transfers	-	-	-	-	-	-	-
Total Expenditures	447,848	528,275	462,685	491,964	620,500	128,535	26.1%
Revenues							
Taxes	-	-	-	-	-	-	-
Intergovernmental	-	-	-	-	-	-	-
Charges For Service	-	-	-	-	-	-	-
All Other Revenue	-	-	-	-	-	-	-
Total Revenues	-	-	-	-	-	-	-
Full-Time Equivalents (FTEs)	4.20	4.20	4.20	5.10	5.10	-	-

• Prosecution Attorney Trust

Funding for the Prosecution Attorney Trust Fund is provided from proceeds received from assets disposed under the Kansas Asset Seizure and Forfeiture Act (K.S.A. 65-7014). Monies are administered at the discretion of the District Attorney; however, expenditures are conducted within statutory guidelines and are limited to law enforcement related expenses.

Fund(s): District Attorney - Grants 259

Expenditures	2019 Actual	2020 Actual	2021 Adopted	2021 Revised	2022 Budget	Amnt. Chg. '21 - '22	% Chg. '21 - '22
Personnel	-	-	-	-	-	-	-
Contractual Services	29,973	14,133	-	202,896	-	(202,896)	-100.0%
Debt Service	-	-	-	-	-	-	-
Commodities	20,756	2,565	-	10,000	-	(10,000)	-100.0%
Capital Improvements	-	-	-	-	-	-	-
Capital Equipment	-	-	-	-	-	-	-
Interfund Transfers	-	-	-	-	-	-	-
Total Expenditures	50,729	16,698	-	212,896	-	(212,896)	-100.0%
Revenues							
Taxes	-	-	-	-	-	-	-
Intergovernmental	-	-	-	-	-	-	-
Charges For Service	-	-	-	-	-	-	-
All Other Revenue	6,446	43,365	-	-	-	-	0.0%
Total Revenues	6,446	43,365	-	-	-	-	0.0%
Full-Time Equivalents (FTEs)	-	-	-	-	-	-	-

• Juvenile Diversion UA Fees

Juvenile Diversion Urinalysis (UA) Fees is a program that supports urinalysis fees for those individuals in the program.

Fund(s): District Attorney - Grants 259

Expenditures	2019 Actual	2020 Actual	2021 Adopted	2021 Revised	2022 Budget	Amnt. Chg. '21 - '22	% Chg. '21 - '22
Personnel	-	-	-	-	-	-	-
Contractual Services	9,770	6,477	19,000	19,000	19,000	-	0.0%
Debt Service	-	-	-	-	-	-	-
Commodities	-	-	-	-	-	-	-
Capital Improvements	-	-	-	-	-	-	-
Capital Equipment	-	-	-	-	-	-	-
Interfund Transfers	-	-	-	-	-	-	-
Total Expenditures	9,770	6,477	19,000	19,000	19,000	-	0.0%
Revenues							
Taxes	-	-	-	-	-	-	-
Intergovernmental	-	-	-	-	-	-	-
Charges For Service	11,432	7,009	19,000	19,000	19,000	-	0.0%
All Other Revenue	-	-	-	-	-	-	-
Total Revenues	11,432	7,009	19,000	19,000	19,000	-	0.0%
Full-Time Equivalents (FTEs)	-	-	-	-	-	-	-

• Training

The Prosecuting Attorney Training Fund is used as a funding source to provide legal education/training opportunities for staff in the District Attorney's Office. This fund is authorized under KSA 28-170a, establishing a \$2.00 fee per criminal case to be collected by the District Court and deposited in the Prosecutors' Training Fund 18002-216. Expenditures are conducted in accordance with statutory guidelines.

Fund(s): Prosecuting Attorney Training 216

Expenditures	2019 Actual	2020 Actual	2021 Adopted	2021 Revised	2022 Budget	Amnt. Chg. '21 - '22	% Chg. '21 - '22
Personnel	-	-	-	-	-	-	-
Contractual Services	46,495	39,258	44,976	37,314	35,947	(1,367)	-3.7%
Debt Service	-	-	-	-	-	-	-
Commodities	-	-	2,730	2,730	500	(2,230)	-81.7%
Capital Improvements	-	-	-	-	-	-	-
Capital Equipment	-	-	-	-	-	-	-
Interfund Transfers	-	-	-	-	-	-	-
Total Expenditures	46,495	39,258	47,706	40,044	36,447	(3,597)	-9.0%
Revenues							
Taxes	-	-	-	-	-	-	-
Intergovernmental	-	-	-	-	-	-	-
Charges For Service	40,329	35,032	37,706	37,706	36,447	(1,259)	-3.3%
All Other Revenue	-	-	-	-	-	-	-
Total Revenues	40,329	35,032	37,706	37,706	36,447	(1,259)	-3.3%
Full-Time Equivalents (FTEs)	-	-	-	-	-	-	-

• District Attorney Other Grants

Each year, the District Attorney's Office receives a variety of grants from both the State and Federal government. These grants include Justice Assistance Grants (JAG) for software and software upgrades.

Fund(s): District Attorney - Grants 259 / Jag Grants 263

Expenditures	2019 Actual	2020 Actual	2021 Adopted	2021 Revised	2022 Budget	Amnt. Chg. '21 - '22	% Chg. '21 - '22
Personnel	-	-	-	-	-	-	-
Contractual Services	-	-	-	15,018	-	(15,018)	-100.0%
Debt Service	-	-	-	-	-	-	-
Commodities	1,233	30,517	-	14,652	-	(14,652)	-100.0%
Capital Improvements	-	-	-	-	-	-	-
Capital Equipment	-	-	-	24,585	-	(24,585)	(1.00)
Interfund Transfers	-	-	-	-	-	-	-
Total Expenditures	1,233	30,517	-	54,255	-	(54,255)	-100.0%
Revenues							
Taxes	-	-	-	-	-	-	-
Intergovernmental	31,836	1,380	-	40,931	-	(40,931)	-100.0%
Charges For Service	-	-	-	-	-	-	-
All Other Revenue	79	13	-	-	-	-	0.0%
Total Revenues	31,916	1,393	-	40,931	-	(40,931)	-100.0%
Full-Time Equivalents (FTEs)	-	-	-	-	-	-	-