

Budgeted Transfers

Mission: To allocate resources, protect public assets, and mitigate or eliminate risk by adhering to industry best practices and seeking innovative solutions.

Lindsay Poe Rousseau
Chief Financial Officer

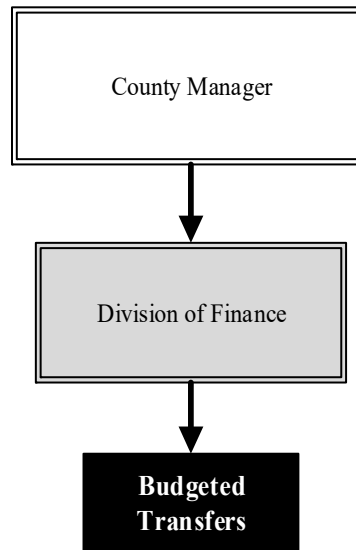
100 N. Broadway, Suite 610
 Wichita, KS 67202
 316.660.7591

lindsay.poerousseau@sedgwick.gov

Overview

Budgeted Transfers represent funding that will either be held in reserve or transferred into other functions. Sedgwick County utilizes these transfers for two purposes. One purpose is to provide matching funds for outside grants or other match requirements. An example includes the contractual obligation to match per-ticket facility fees received from ASM Global, the INTRUST Bank Arena management company, to be used exclusively for reinvestment in the annual capital improvement program (CIP) for the facility.

The second purpose is to provide annual funding for the Risk Management Reserve Fund. The Risk Management Reserve Fund is utilized to centralize and manage Sedgwick County's general liability risks. The Fund pays for insurance premiums, deductibles, and other claims not covered by an insurance policy.



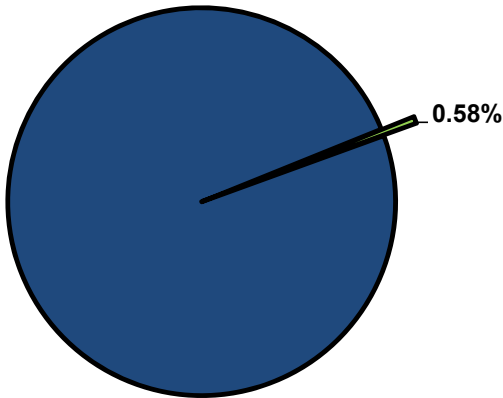
Significant Budget Adjustments

Budgeted Transfers' 2023 Recommended Budget is comprised of \$3.0 million in transfers out to support Risk Management operations and a match for INTRUST Bank Arena facility fee revenues to support the long-term Arena capital improvement program.

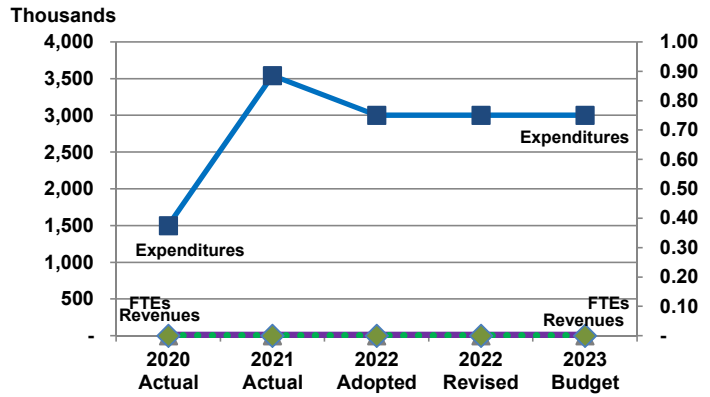


Departmental Graphical Summary

Budgeted Transfers
Percent of Total County Operating Budget



Expenditures, Program Revenue & FTEs
All Operating Funds



Budget Summary by Category

	2020 Actual	2021 Actual	2022 Adopted	2022 Revised	2023 Budget	Amount Chg '22 Rev.-'23	% Chg '22 Rev.-'23
Expenditures							
Personnel	-	-	-	-	-	-	-
Contractual Services	-	-	-	-	-	-	-
Debt Service	-	-	-	-	-	-	-
Commodities	-	-	-	-	-	-	-
Capital Improvements	-	-	-	-	-	-	-
Capital Equipment	-	-	-	-	-	-	-
Interfund Transfers	1,500,000	3,541,128	3,000,000	3,000,000	3,000,000	-	0.00%
Total Expenditures	1,500,000	3,541,128	3,000,000	3,000,000	3,000,000	-	0.00%
Revenues							
Tax Revenues	-	-	-	-	-	-	-
Licenses and Permits	-	-	-	-	-	-	-
Intergovernmental	-	-	-	-	-	-	-
Charges for Services	-	-	-	-	-	-	-
All Other Revenue	-	-	-	-	-	-	-
Total Revenues	-	-	-	-	-	-	-
Full-Time Equivalentents (FTEs)							
Property Tax Funded	-	-	-	-	-	-	-
Non-Property Tax Funded	-	-	-	-	-	-	-
Total FTEs	-	-	-	-	-	-	-

Budget Summary by Fund

Fund	2020 Actual	2021 Actual	2022 Adopted	2022 Revised	2023 Budget	Amount Chg '22 Rev.-'23	% Chg '22 Rev.-'23
General Fund	1,500,000	3,541,128	3,000,000	3,000,000	3,000,000	-	0.00%
Total Expenditures	1,500,000	3,541,128	3,000,000	3,000,000	3,000,000	-	0.00%

Significant Budget Adjustments from Prior Year Revised Budget

Expenditures Revenues FTEs

Total - - -

Budget Summary by Program

Program	Fund	2020 Actual	2021 Actual	2022 Adopted	2022 Revised	2023 Budget	% Chg '22 Rev.-'23	22-'23' FTEs
Budgeted Transfers	110	1,500,000	3,541,128	3,000,000	3,000,000	3,000,000	0.00%	-
Total		1,500,000	3,541,128	3,000,000	3,000,000	3,000,000	0.00%	-