

Metropolitan Area Planning Department

Mission: Provide professional planning services to the community regarding land use, public facilities, and infrastructure needs.

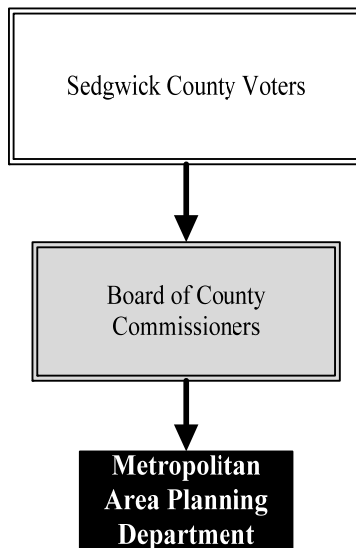
Scott Wadle
 Director of Planning

271 W. 3rd St. N.
 Wichita, KS 67202
 316.268.4421
swadle@wichita.gov

Overview

The Metropolitan Area Planning Department (MAPD) provides planning services for the City of Wichita and Sedgwick County regarding land use, public facilities, and infrastructure needs. The MAPD facilitates the meetings of, and makes recommendations to, the Metropolitan Area Planning Commission, City Historic Preservation Board, City/County Board of Zoning Appeals, the City Council, and the County Commission. Most of the applications or processes administered by the MAPD are mandated by local resolutions or State mandates.

The MAPD develops plans and policies as requested by its governing bodies; provides community engagement services; and helps identify strategies, tools, and processes for implementation. The MAPD administers requests for changes in land use, creation of subdivision plats, and the review of variances to the zoning and sign code.



Strategic Goals:

- Develop and implement plans and policies, as requested by the governing bodies, on time and within budget
- Provide processes for community engagement to the satisfaction of the governing bodies
- Provide timely and efficient amendments of the Unified Zoning Codes as directed by the governing bodies

Highlights

- Facilitated the process and initiated reviews of the zoning code for updates related to medium scale solar arrays and nightclubs in the City of Wichita
- Processed 660 zoning and subdivision cases, the most since 2012



Accomplishments and Strategic Results

Accomplishments

The Community Investments Plan was adopted in January 2016, and in 2021, the MAPD worked on three areas of implementation: potential zoning updates; creation of a Wichita Land Bank; and development incentives in the Established Central Area of Wichita. The City of Wichita created the Wichita Land Bank in May 2021 and received a recommendation for the creation of an Affordable Housing Fund in January 2022.

The MAPD has worked to digitize multiple paper maps and records into digital formats that can be more readily accessed. In 2021, more than 77 microfilm reels were scanned, with thousands of pages of cases and file records.

Strategic Results

Strategic results for MAPD include completing plans and policies on time and within budget; processing a median nine non-subdivision (non-SUB) cases and three subdivision (SUB) cases at each Metropolitan Area Planning Commission (MAPC) meeting. The 2023 projected measure for median number of cases processed at MAPC meetings is three SUB cases and ten non-SUB cases.

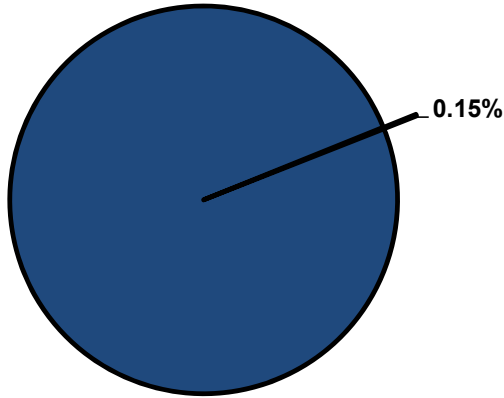


Significant Budget Adjustments

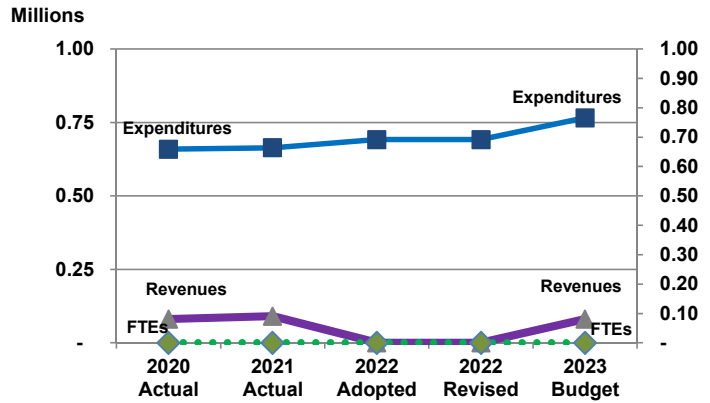
Significant adjustments to the Metropolitan Area Planning Department's 2023 Recommended Budget include an increase in revenue to bring in-line with actuals (\$81,185) and an increase in expenditures (\$73,565) to maintain funding at an even split between Sedgwick County and the City of Wichita as required by the Interlocal Agreement.

Departmental Graphical Summary

Metropolitan Area Planning Dept.
Percent of Total County Operating Budget



Expenditures, Program Revenue & FTEs
All Operating Funds



Budget Summary by Category

	2020 Actual	2021 Actual	2022 Adopted	2022 Revised	2023 Budget	Amount Chg '22 Rev.-'23	% Chg '22 Rev.-'23
Expenditures							
Personnel	-	-	-	-	-	-	-
Contractual Services	659,364	663,910	692,018	692,018	765,583	73,565	10.63%
Debt Service	-	-	-	-	-	-	-
Commodities	-	-	-	-	-	-	-
Capital Improvements	-	-	-	-	-	-	-
Capital Equipment	-	-	-	-	-	-	-
Interfund Transfers	-	-	-	-	-	-	-
Total Expenditures	659,364	663,910	692,018	692,018	765,583	73,565	10.63%
Revenues							
Tax Revenues	-	-	-	-	-	-	-
Licenses and Permits	-	-	-	-	-	-	-
Intergovernmental	-	-	-	-	-	-	-
Charges for Services	-	-	-	-	-	-	-
All Other Revenue	81,185	90,814	-	-	81,185	81,185	-
Total Revenues	81,185	90,814	-	-	81,185	81,185	-
Full-Time Equivalent (FTEs)							
Property Tax Funded	-	-	-	-	-	-	-
Non-Property Tax Funded	-	-	-	-	-	-	-
Total FTEs	-	-	-	-	-	-	-

Budget Summary by Fund

Fund	2020 Actual	2021 Actual	2022 Adopted	2022 Revised	2023 Budget	Amount Chg '22 Rev.-'23	% Chg '22 Rev.-'23
General Fund	659,364	663,910	692,018	692,018	765,583	73,565	10.63%
Total Expenditures	659,364	663,910	692,018	692,018	765,583	73,565	10.63%

Significant Budget Adjustments from Prior Year Revised Budget

	Expenditures	Revenues	FTEs
Increase in revenue to bring in-line with actuals		81,185	
Increase in contractual amount to maintain a 50/50 split with the City of Wichita	73,565		
Total	73,565	81,185	-

Budget Summary by Program

Program	Fund	2020 Actual	2021 Actual	2022 Adopted	2022 Revised	2023 Budget	% Chg '22 Rev.-'23	22-'23' FTEs
MAPD	110	659,364	663,910	692,018	692,018	765,583	10.63%	-
Total		659,364	663,910	692,018	692,018	765,583	10.63%	-