

District Attorney

Mission: To enforce the law of the State of Kansas by effectively, fairly, ethically, and consistently administering justice within the framework of the U.S. Constitution and the laws of the State of Kansas. To review, assess, deter, and prosecute criminal and civil violations in a consistent manner that maximizes public safety, protects the rights of crime victims, and the rights of all citizens. To ensure the criminal justice system operates fairly with the goal of improving the quality of life for all citizens of this community.

Marc Bennett

District Attorney

535 N. Main St.

Wichita, KS 67203

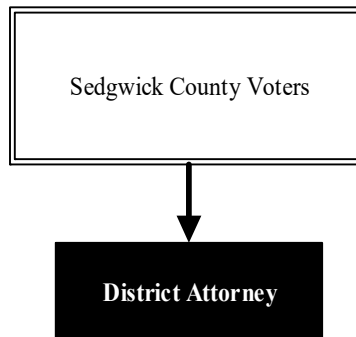
316.660.3600

marc.bennett@sedgwick.gov

Overview

The Office of the District Attorney (DA) prosecutes violations of criminal, juvenile, and traffic laws of Kansas; initiates proceedings to protect abused and neglected children; and secures care and treatment in mental commitment cases. Additionally, the Office appears before State and Federal appellate courts as well as the United States Supreme Court. The Office enforces the Kansas Consumer Protection Act (KCPA) and provides services to victims and witnesses to ensure fair treatment.

A core responsibility of the Office is the prosecution of offenders. The Office is also responsible for affording protection and consideration to the victims of crime and their families, all while ensuring compliance with the law and the ethical obligation to observe and protect the rights of the accused.



Strategic Goals:

- Ensure fair and equal treatment in accordance with State law and prosecution standards
- Ensure offender accountability to crime victims and the community
- Maintain the highest level of professionalism in all aspects of daily operations

Highlights

- The Office processed and disseminated large quantities of digital evidence in 2021 as discovery was disseminated in more than 6,927 cases, leading to over 14 terabytes of discoverable information being provided to defense attorneys
- Prosecutor caseloads rose sharply in 2021. Most prosecutors in the Criminal Division saw their caseloads at least double. Caseloads continued to rise in 2022



Accomplishments and Strategic Results

Accomplishments

The Initial Assessment Docket (IAD) program continues to show progress in providing expedient disposition of low-level, non-violent cases. In 2021, the unit was assigned 200 new cases and disposed of 224 cases.

The Consumer Protection Unit obtained 12 separate civil judgements wherein cases were resolved and the business was ordered to pay fees, fines, and restitution for violations of the KCPA, totaling more than \$895,000.

Strategic Results

Due to the coronavirus disease (COVID-19) and the partial closure of the court system, case filings in 2021 were down from 2019. The Office filed 2,475 adult criminal cases; 531 juvenile offender cases; 619 Child In Need of Care (CINC) cases, involving 349 families; 61 homicide cases; 17,451 traffic cases; 478 Care and Treatment petitions; 164 appellate briefs; and 138 appellate motions. There were 54 jury trials conducted and over 40,000 hearings were scheduled in the Criminal Division. With this heavy case load, the Office continues to place a priority on efficient and expeditious case management and handling of the necessary documentary workflow to support these cases.

One strategic measure for the Office was to reduce the total number of cases awaiting filing and/or processing with a baseline goal of 1,317 (established in July 2021). The result of 1,436 cases was measured as the number of cases reviewed and approved for filing by charging attorneys and the number of cases waiting for attorney review and action.

A new strategic measure is to reduce the total number of pending cases annually. A baseline has not been established yet as it will be based on a comparison of two annual numbers within the same calendar year, not necessarily from one year to the next. It will be measured as the number of cases filed in a calendar year and the number of cases disposed in a calendar year. The goal is to dispose of more cases than filed, thus reducing the strain on the system.

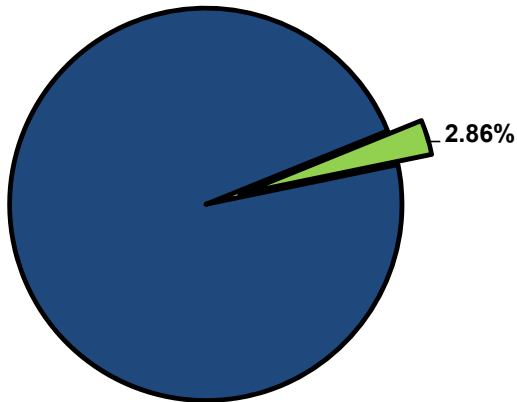


Significant Budget Adjustments

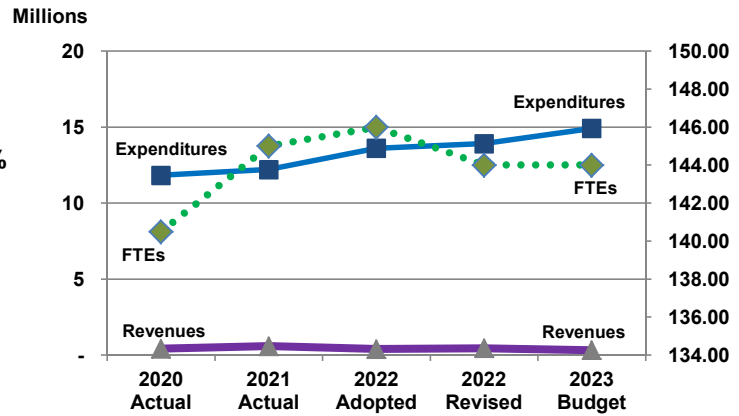
Significant adjustments to the District Attorney's 2023 Recommended Budget include a decrease in expenditures due to a one-time increase in the attorney trust in 2022 (\$223,241), a decrease in charges for service revenue due to a decrease in justice services fees (\$78,172), and a decrease in capital equipment due to the 2022 purchase of radios (\$24,585).

Departmental Graphical Summary

District Attorney
Percent of Total County Operating Budget



Expenditures, Program Revenue & FTEs
All Operating Funds



Budget Summary by Category

	2020 Actual	2021 Actual	2022 Adopted	2022 Revised	2023 Budget	Amount Chg '22 Rev.-'23	% Chg '22 Rev.-'23
Expenditures							
Personnel	11,133,146	11,474,232	12,879,720	12,829,720	14,121,763	1,292,043	10.07%
Contractual Services	553,738	583,876	607,777	818,893	650,110	(168,783)	-20.61%
Debt Service	-	-	-	-	-	-	-
Commodities	138,099	151,595	121,078	236,416	138,328	(98,088)	-41.49%
Capital Improvements	-	-	-	-	-	-	-
Capital Equipment	-	-	-	24,585	-	(24,585)	-100.00%
Interfund Transfers	-	-	-	-	-	-	-
Total Expenditures	11,824,982	12,209,703	13,608,575	13,909,614	14,910,201	1,000,588	7.19%
Revenues							
Tax Revenues	-	-	-	-	-	-	-
Licenses and Permits	-	-	-	-	-	-	-
Intergovernmental	1,380	42,327	-	52,117	-	(52,117)	-100.0%
Charges for Services	207,374	160,605	225,777	225,777	147,605	(78,172)	-34.62%
All Other Revenue	210,860	381,358	174,202	174,202	175,859	1,657	0.95%
Total Revenues	419,614	584,290	399,979	452,096	323,464	(128,632)	-28.45%
Full-Time Equivalents (FTEs)							
Property Tax Funded	140.50	145.00	146.00	144.00	144.00	-	0.00%
Non-Property Tax Funded	-	-	-	-	-	-	-
Total FTEs	140.50	145.00	146.00	144.00	144.00	-	0.00%

Budget Summary by Fund

	2020 Actual	2021 Actual	2022 Adopted	2022 Revised	2023 Budget	Amount Chg '22 Rev.-'23	% Chg '22 Rev.-'23
Fund							
General Fund	11,732,032	12,145,861	13,553,128	13,553,128	14,888,951	1,335,823	9.86%
District Attorney Grants	23,175	24,711	19,000	265,668	-	(265,668)	-100.00%
Attorney Training	39,258	26,132	36,447	48,701	21,250	(27,451)	-56.37%
JAG Grants	30,517	12,999	-	42,117	-	(42,117)	-100.00%
Total Expenditures	11,824,982	12,209,703	13,608,575	13,909,614	14,910,201	1,000,588	7.19%

Significant Budget Adjustments from Prior Year Revised Budget

	Expenditures	Revenues	FTEs
Decrease in expenditures due to one-time increase in the attorney trust in 2022	(223,241)		
Decrease in charges for service revenue due to a decrease in justice services fees		(78,172)	
Decrease in capital equipment due to the 2022 purchase of radios	(24,585)		
Total	(247,826)	(78,172)	-

Budget Summary by Program

Program	Fund	2020 Actual	2021 Actual	2022 Adopted	2022 Revised	2023 Budget	% Chg '22 Rev.-'23	2023 FTEs
Administration	110	1,112,833	1,264,862	1,376,284	1,332,250	1,411,261	5.93%	11.40
Consumer Fraud	110	279,348	260,869	304,154	304,154	396,920	30.50%	3.88
Adult Diversion	110	136,776	164,600	207,839	207,839	232,506	11.87%	3.00
Traffic	110	481,063	520,718	591,277	591,277	741,516	25.41%	9.80
Trial	110	4,018,349	4,137,941	4,820,693	4,799,726	5,007,053	4.32%	46.96
Juvenile	110	714,024	719,652	742,362	767,362	813,299	5.99%	7.76
Appellate	110	792,988	759,972	849,249	764,249	1,065,462	39.41%	8.00
Case Coordination	110	777,530	777,432	837,529	837,529	897,047	7.11%	11.20
Investigation	110	620,087	642,521	673,985	758,985	856,593	12.86%	7.73
Records	110	323,730	342,593	422,776	422,776	458,189	8.38%	6.30
Sedgwick Co. Drug Ct.	110	38,898	31,342	32,357	32,357	33,655	4.01%	0.33
Witness Fees	110	23,118	34,656	30,900	30,900	30,900	0.00%	-
Sexual Assault Exam.	110	233,552	246,793	267,550	267,550	267,550	0.00%	-
Traffic Diversion	110	99,867	94,730	100,429	100,429	110,943	10.47%	1.40
Juvenile Diversion	110	271,362	257,676	284,978	284,978	297,769	4.49%	4.05
Child in Need of Care	110	1,280,235	1,316,091	1,390,267	1,430,267	1,585,586	10.86%	17.20
Financial & Econ. Crimes	110	528,275	573,411	620,500	620,500	682,702	10.02%	5.00
Prosecution Attorney Tr.	259	16,698	24,491	-	223,241	-	-100.00%	-
Juvenile Div. UA Fees	259	6,477	220	19,000	19,000	-	-100.00%	-
Training	216	39,258	26,132	36,447	48,701	21,250	-56.37%	-
Other Grants	Multi.	30,517	12,999	-	65,544	-	-100.00%	-
Total		11,824,982	12,209,703	13,608,575	13,909,614	14,910,201	7.19%	144.00

Personnel Summary by Fund

Position Titles	Fund	Grade	Budgeted Compensation Comparison			FTE Comparison		
			2022 Adopted	2022 Revised	2023 Budget	2022 Adopted	2022 Revised	2023 Budget
District Attorney	110	DA	161,983	165,222	165,222	1.00	1.00	1.00
Deputy District Attorney	110	DA	264,952	255,000	255,000	2.00	2.00	2.00
Chief Attorney	110	DA	1,098,182	1,159,758	1,159,758	11.00	11.00	11.00
Chief Executive Administrator	110	DA	100,535	102,536	102,536	1.00	1.00	1.00
Chief of Investigations	110	DA	90,638	92,451	92,451	1.00	1.00	1.00
Consumer Investigator	110	DA	66,367	67,688	67,688	1.00	1.00	1.00
Criminal Investigator	110	DA	294,052	416,812	464,812	5.00	8.00	8.00
Administrative Investigator	110	DA	38,875	39,645	39,645	1.00	1.00	1.00
Executive Assistant	110	DA	72,265	66,810	66,810	1.00	1.00	1.00
Information Technology Support	110	DA	86,800	88,536	88,536	1.00	1.00	1.00
Media Coordinator	110	DA	67,142	68,485	68,485	1.00	1.00	1.00
Project Coordinator	110	DA	42,000	42,840	42,840	1.00	1.00	1.00
Senior Administrative Officer	110	DA	84,030	79,830	79,830	1.00	1.00	1.00
Senior Attorney	110	DA	834,993	865,299	865,299	10.00	10.00	10.00
Senior Systems Analyst	110	DA	61,233	62,457	62,457	1.00	1.00	1.00
Senior Victim Witness Coordinator	110	DA	67,500	69,330	69,330	1.00	1.00	1.00
Sr. Attorney	110	DA	72,086	80,000	80,000	1.00	1.00	1.00
Staff Attorney III	110	DA	727,495	792,249	792,249	10.00	10.00	10.00
Staff Attorney II	110	DA	807,609	850,998	850,998	12.00	12.00	12.00
Staff Attorney I	110	DA	598,603	530,999	581,999	9.00	9.00	9.00
Traffic Diversion Coordinator	110	DA	55,324	56,430	56,430	1.00	1.00	1.00
Application Manager	110	GRADE133	67,982	67,982	67,982	1.00	1.00	1.00
Diversion Program Manager	110	GRADE129	101,791	101,791	101,791	2.00	2.00	2.00
Administrative Supervisor II	110	GRADE126	50,035	50,024	50,024	1.00	1.00	1.00
Diversion Coordinator	110	GRADE126	40,851	40,851	40,851	1.00	1.00	1.00
Lead CINC Legal Assistant	110	GRADE126	49,018	51,480	51,480	1.00	1.00	1.00
CINC Legal Assistant	110	GRADE125	78,610	78,603	78,603	2.00	2.00	2.00
DA Case Coordinator	110	GRADE125	373,926	373,925	373,925	8.00	8.00	8.00
Docket Administration	110	GRADE125	49,455	49,442	49,442	1.00	1.00	1.00
Juvenile Diversion Coordinator	110	GRADE125	122,263	122,262	122,262	3.00	3.00	3.00
DA Financial Assistant	110	GRADE124	38,189	40,031	40,031	1.00	1.00	1.00
Discovery Coordinator	110	GRADE124	153,770	153,733	153,733	4.00	4.00	4.00
Legal Assistant III	110	GRADE124	93,721	93,708	93,708	2.00	2.00	2.00
Trial Technology Coordinator	110	GRADE124	44,129	81,935	81,935	1.00	2.00	2.00
Trial Technology Specialist	110	GRADE124	37,065	-	-	1.00	-	-
Administrative Investigator	110	GRADE123	50,600	50,600	50,600	1.00	1.00	1.00
Legal Assistant II	110	GRADE123	81,271	85,550	85,550	2.00	2.00	2.00
Legal Assistant I	110	GRADE122	135,469	135,470	135,470	4.00	4.00	4.00
Administrative Specialist II	110	GRADE121	606,897	578,645	578,645	17.00	17.00	17.00
Criminal Investigator	110	GRADE121	96,096	-	-	3.00	-	-
Office Specialist	110	GRADE121	64,064	-	-	2.00	-	-
Administrative Specialist I	110	GRADE120	68,385	68,994	68,994	2.00	2.00	2.00
Office Assistant II	110	GRADE119	59,320	59,234	59,234	2.00	2.00	2.00
Office Assistant I	110	GRADE118	187,834	183,650	183,650	6.00	6.00	6.00
Crime Analyst	110	EXCEPT	51,241	50,486	50,486	1.50	1.50	1.50
PT Administrative Support	110	EXCEPT	27,654	29,817	29,817	1.00	1.00	1.00
PT Crime Analyst	110	EXCEPT	26,000	26,520	26,520	0.50	0.50	0.50

Personnel Summary by Fund

[illegible]

• Administration

The Administration Unit provides general management, administrative, and technical support to all District Attorney programs. Such activities include human resource management, fiscal management, staff training, Kansas Open Records Act (KORA) and Kansas Open Meetings Act (KOMA) oversight, grants management, technology acquisition and maintenance, and public and law enforcement education on prosecution and court functions.

Fund(s): County General Fund 110

Expenditures	2020 Actual	2021 Actual	2022 Adopted	2022 Revised	2023 Budget	Amnt. Chg. '22 - '23	% Chg. '22 - '23
Personnel	1,086,573	1,218,275	1,351,934	1,306,934	1,374,611	67,677	5.2%
Contractual Services	13,464	23,309	15,800	15,800	20,800	5,000	31.6%
Debt Service	-	-	-	-	-	-	0.0%
Commodities	12,796	23,278	8,550	9,516	15,850	6,334	66.6%
Capital Improvements	-	-	-	-	-	-	0.0%
Capital Equipment	-	-	-	-	-	-	0.0%
Interfund Transfers	-	-	-	-	-	-	0.0%
Total Expenditures	1,112,833	1,264,862	1,376,284	1,332,250	1,411,261	79,011	5.9%
Revenues							
Taxes	-	-	-	-	-	-	0.0%
Intergovernmental	-	-	-	-	-	-	0.0%
Charges For Service	-	-	-	-	-	-	0.0%
All Other Revenue	1,511	2,943	1,560	1,560	3,037	1,477	94.7%
Total Revenues	1,511	2,943	1,560	1,560	3,037	1,477	94.7%
Full-Time Equivalents (FTEs)	9.50	10.30	12.20	10.60	11.40	0.80	7.5%

• Consumer Fraud

The Consumer Protection Unit enforces the Kansas Consumer Protection Act and the Kansas Charitable Organization and Solicitations Act, along with several other State civil statutes. Attorneys and investigators within the Unit assist citizens by investigating possible violations of the law and file formal legal actions when appropriate.

Fund(s): County General Fund 110

Expenditures	2020 Actual	2021 Actual	2022 Adopted	2022 Revised	2023 Budget	Amnt. Chg. '22 - '23	% Chg. '22 - '23
Personnel	274,032	253,030	296,607	296,607	389,120	92,512	31.2%
Contractual Services	2,585	4,785	5,000	5,000	5,300	300	6.0%
Debt Service	-	-	-	-	-	-	0.0%
Commodities	2,730	3,055	2,547	2,547	2,500	(47)	-1.8%
Capital Improvements	-	-	-	-	-	-	0.0%
Capital Equipment	-	-	-	-	-	-	0.0%
Interfund Transfers	-	-	-	-	-	-	0.0%
Total Expenditures	279,348	260,869	304,154	304,154	396,920	92,765	30.5%
Revenues							
Taxes	-	-	-	-	-	-	0.0%
Intergovernmental	-	-	-	-	-	-	0.0%
Charges For Service	-	-	-	-	-	-	0.0%
All Other Revenue	144,603	324,035	150,445	150,445	153,454	3,009	2.0%
Total Revenues	144,603	324,035	150,445	150,445	153,454	3,009	2.0%
Full-Time Equivalents (FTEs)	3.50	3.48	3.48	3.48	3.88	0.40	11.5%

• Adult Diversion

The Adult Diversion Program enables qualified offenders charged with driving under the influence (DUI) or certain non-violent criminal offenses to avoid a criminal conviction while being held accountable for their acts. Successful completion of a diversion program will result in the dismissal of criminal charges. Program requirements can include payment of restitution, correctional counseling, substance abuse or mental health treatment, community service work, and payment of costs, fines, and other fees.

Fund(s): County General Fund 110

Expenditures	2020 Actual	2021 Actual	2022 Adopted	2022 Revised	2023 Budget	Amnt. Chg. '22 - '23	% Chg. '22 - '23
Personnel	135,631	164,198	205,839	205,839	230,306	24,467	11.9%
Contractual Services	246	259	1,000	1,000	1,200	200	20.0%
Debt Service	-	-	-	-	-	-	0.0%
Commodities	899	143	1,000	1,000	1,000	-	0.0%
Capital Improvements	-	-	-	-	-	-	0.0%
Capital Equipment	-	-	-	-	-	-	0.0%
Interfund Transfers	-	-	-	-	-	-	0.0%
Total Expenditures	136,776	164,600	207,839	207,839	232,506	24,667	11.9%
Revenues							
Taxes	-	-	-	-	-	-	0.0%
Intergovernmental	-	-	-	-	-	-	0.0%
Charges For Service	34,419	35,401	35,459	35,459	36,471	1,012	2.9%
All Other Revenue	-	-	-	-	-	-	0.0%
Total Revenues	34,419	35,401	35,459	35,459	36,471	1,012	2.9%
Full-Time Equivalents (FTEs)	3.00	3.00	3.00	3.00	3.00	-	0.0%

• Traffic

The Traffic Unit prosecutes violations of the Kansas Uniform Act regulating traffic, drivers' license violations, and seat belt violations. Such violations include DUI, driving while suspended (DWS), reckless driving, fleeing or attempting to elude a law enforcement officer, driving without insurance, transporting open containers of alcohol, and numerous traffic infractions. In addition, the Traffic Unit's responsibilities include handling of fish and game cases.

Fund(s): County General Fund 110

Expenditures	2020 Actual	2021 Actual	2022 Adopted	2022 Revised	2023 Budget	Amnt. Chg. '22 - '23	% Chg. '22 - '23
Personnel	468,884	506,278	575,977	575,977	726,216	150,239	26.1%
Contractual Services	8,397	8,396	10,300	10,300	10,300	-	0.0%
Debt Service	-	-	-	-	-	-	0.0%
Commodities	3,782	6,044	5,000	5,000	5,000	-	0.0%
Capital Improvements	-	-	-	-	-	-	0.0%
Capital Equipment	-	-	-	-	-	-	0.0%
Interfund Transfers	-	-	-	-	-	-	0.0%
Total Expenditures	481,063	520,718	591,277	591,277	741,516	150,239	25.4%
Revenues							
Taxes	-	-	-	-	-	-	0.0%
Intergovernmental	-	-	-	-	-	-	0.0%
Charges For Service	-	-	-	-	-	-	0.0%
All Other Revenue	-	-	300	300	-	(300)	-100.0%
Total Revenues	-	-	300	300	-	(300)	-100.0%
Full-Time Equivalents (FTEs)	7.40	8.95	9.05	8.05	9.80	1.75	21.7%

• Trial

The Trial Division is responsible for the majority of criminal prosecutions in the 18th Judicial District. Attorneys meet with law enforcement agencies, review their investigations, and determine whether criminal prosecutions should commence. Specialized prosecution units within the Trial Division have been created because of unique needs and dynamics associated with certain types of crimes. These units include Sex Crimes, Domestic Violence, Gang and Violent Crimes, Financial Crimes, and Drug Offenses. Other responsibilities include community education efforts, training activities to assist law enforcement, arranging extraditions, conducting inquisitions, and assisting law enforcement with requests for search warrants.

Fund(s): County General Fund 110

Expenditures	2020 Actual	2021 Actual	2022 Adopted	2022 Revised	2023 Budget	Amnt. Chg. '22 - '23	% Chg. '22 - '23
Personnel	3,884,487	3,999,432	4,672,237	4,602,237	4,824,453	222,217	4.8%
Contractual Services	88,877	88,307	96,000	146,000	122,000	(24,000)	-16.4%
Debt Service	-	-	-	-	-	-	0.0%
Commodities	44,985	50,202	52,456	51,490	60,600	9,110	17.7%
Capital Improvements	-	-	-	-	-	-	0.0%
Capital Equipment	-	-	-	-	-	-	0.0%
Interfund Transfers	-	-	-	-	-	-	0.0%
Total Expenditures	4,018,349	4,137,941	4,820,693	4,799,726	5,007,053	207,327	4.3%
Revenues							
Taxes	-	-	-	-	-	-	0.0%
Intergovernmental	-	-	-	-	-	-	0.0%
Charges For Service	-	-	-	-	-	-	0.0%
All Other Revenue	-	921	-	-	958	958	0.0%
Total Revenues	-	921	-	-	958	958	0.0%
Full-Time Equivalents (FTEs)	47.34	51.01	51.31	51.15	46.96	(4.19)	-8.2%

• Juvenile

Operating within the Kansas Juvenile Justice Code, the Juvenile Unit prosecutes juvenile offenders alleged to have violated the laws of the State of Kansas.

Fund(s): County General Fund 110

Expenditures	2020 Actual	2021 Actual	2022 Adopted	2022 Revised	2023 Budget	Amnt. Chg. '22 - '23	% Chg. '22 - '23
Personnel	700,817	703,793	722,662	747,662	797,099	49,436	6.6%
Contractual Services	9,203	10,808	11,700	11,700	11,700	-	0.0%
Debt Service	-	-	-	-	-	-	0.0%
Commodities	4,003	5,052	8,000	8,000	4,500	(3,500)	-43.8%
Capital Improvements	-	-	-	-	-	-	0.0%
Capital Equipment	-	-	-	-	-	-	0.0%
Interfund Transfers	-	-	-	-	-	-	0.0%
Total Expenditures	714,024	719,652	742,362	767,362	813,299	45,936	6.0%
Revenues							
Taxes	-	-	-	-	-	-	0.0%
Intergovernmental	-	-	-	-	-	-	0.0%
Charges For Service	-	-	-	-	-	-	0.0%
All Other Revenue	-	103	100	100	107	7	7.0%
Total Revenues	-	103	100	100	107	7	7.0%
Full-Time Equivalents (FTEs)	8.01	8.01	7.76	7.97	7.76	(0.21)	-2.6%

• Appellate

The Appellate Unit prosecutes and defends criminal and civil appeals and original actions before the Kansas appellate courts, Federal district courts, Federal courts of appeals, and the United States Supreme Court. Additionally, the Appellate Unit is responsible for post-conviction work, which includes pro se motions filed in criminal cases, motions to have sentences vacated, and habeas corpus proceedings. Within the Office of the District Attorney, the Appellate Unit provides the other units with legal support and advice regarding Kansas laws.

Fund(s): County General Fund 110

Expenditures	2020 Actual	2021 Actual	2022 Adopted	2022 Revised	2023 Budget	Amnt. Chg. '22 - '23	% Chg. '22 - '23
Personnel	778,700	745,372	835,049	750,049	1,047,462	297,414	39.7%
Contractual Services	10,377	10,506	11,200	11,200	14,000	2,800	25.0%
Debt Service	-	-	-	-	-	-	0.0%
Commodities	3,910	4,094	3,000	3,000	4,000	1,000	33.3%
Capital Improvements	-	-	-	-	-	-	0.0%
Capital Equipment	-	-	-	-	-	-	0.0%
Interfund Transfers	-	-	-	-	-	-	0.0%
Total Expenditures	792,988	759,972	849,249	764,249	1,065,462	301,214	39.4%
Revenues							
Taxes	-	-	-	-	-	-	0.0%
Intergovernmental	-	-	-	-	-	-	0.0%
Charges For Service	-	-	-	-	-	-	0.0%
All Other Revenue	-	-	-	-	-	-	0.0%
Total Revenues	-	-	-	-	-	-	0.0%
Full-Time Equivalents (FTEs)	7.40	6.85	6.85	5.85	8.00	2.15	36.8%

• Case Coordination

The Case Coordination Unit works closely with attorneys and acts as a liaison between the criminal justice system and the public. Communication with crime victims and witnesses is facilitated through this Unit. Coordinators educate, inform, and assist victims and witnesses in the criminal justice process. They also coordinate victim and witness court appearances, provide victim notification as mandated by State law, and ensure subpoenas are issued and served.

Fund(s): County General Fund 110

Expenditures	2020 Actual	2021 Actual	2022 Adopted	2022 Revised	2023 Budget	Amnt. Chg. '22 - '23	% Chg. '22 - '23
Personnel	773,036	773,354	831,779	831,779	892,597	60,818	7.3%
Contractual Services	1,231	3,143	1,750	1,750	1,450	(300)	-17.1%
Debt Service	-	-	-	-	-	-	0.0%
Commodities	3,264	934	4,000	4,000	3,000	(1,000)	-25.0%
Capital Improvements	-	-	-	-	-	-	0.0%
Capital Equipment	-	-	-	-	-	-	0.0%
Interfund Transfers	-	-	-	-	-	-	0.0%
Total Expenditures	777,530	777,432	837,529	837,529	897,047	59,518	7.1%
Revenues							
Taxes	-	-	-	-	-	-	0.0%
Intergovernmental	-	-	-	-	-	-	0.0%
Charges For Service	-	-	-	-	-	-	0.0%
All Other Revenue	-	-	-	-	-	-	0.0%
Total Revenues	-	-	-	-	-	-	0.0%
Full-Time Equivalents (FTEs)	11.20	11.20	11.20	11.20	11.20	-	0.0%

• Investigation

The Investigation Unit serves subpoenas, interviews witnesses, transports witnesses to and from the courthouse for hearings and interviews, assists with investigations of alleged open meetings and records violations, conducts criminal investigations on cases referred from outside law enforcement agencies, and coordinates and assists with investigations where law enforcement has exercised force, up to and including deadly force. This Unit is also responsible for conducting background and criminal history checks of defendants in pending criminal cases and expungement proceedings, as well as applicants for employment within the District Attorney's Office.

Fund(s): County General Fund 110

Expenditures	2020 Actual	2021 Actual	2022 Adopted	2022 Revised	2023 Budget	Amnt. Chg. '22 - '23	% Chg. '22 - '23
Personnel	578,776	598,096	631,155	716,155	809,534	93,379	13.0%
Contractual Services	36,351	40,354	37,230	37,230	41,459	4,229	11.4%
Debt Service	-	-	-	-	-	-	0.0%
Commodities	4,960	4,071	5,600	5,600	5,600	-	0.0%
Capital Improvements	-	-	-	-	-	-	0.0%
Capital Equipment	-	-	-	-	-	-	0.0%
Interfund Transfers	-	-	-	-	-	-	0.0%
Total Expenditures	620,087	642,521	673,985	758,985	856,593	97,608	12.9%
Revenues							
Taxes	-	-	-	-	-	-	0.0%
Intergovernmental	-	-	-	-	-	-	0.0%
Charges For Service	-	-	-	-	-	-	0.0%
All Other Revenue	10	-	10	10	-	(10)	-100.0%
Total Revenues	10	-	10	10	-	(10)	-100.0%
Full-Time Equivalents (FTEs)	8.10	7.23	6.73	7.73	7.73	-	0.0%

• Records

The Records Unit is responsible for the overall management of case records that include investigative reports received from law enforcement, legal documents, transcripts, correspondence, restitution information, and criminal history information. Staff arranges the storage and retrieval of case files and archival materials for all areas of the District Attorney's Office.

Fund(s): County General Fund 110

Expenditures	2020 Actual	2021 Actual	2022 Adopted	2022 Revised	2023 Budget	Amnt. Chg. '22 - '23	% Chg. '22 - '23
Personnel	279,829	303,884	380,776	380,776	402,836	22,060	5.8%
Contractual Services	27,354	27,510	28,000	28,000	41,500	13,500	48.2%
Debt Service	-	-	-	-	-	-	0.0%
Commodities	16,546	11,199	14,000	14,000	13,853	(147)	-1.1%
Capital Improvements	-	-	-	-	-	-	0.0%
Capital Equipment	-	-	-	-	-	-	0.0%
Interfund Transfers	-	-	-	-	-	-	0.0%
Total Expenditures	323,730	342,593	422,776	422,776	458,189	35,413	8.4%
Revenues							
Taxes	-	-	-	-	-	-	0.0%
Intergovernmental	-	-	-	-	-	-	0.0%
Charges For Service	-	-	-	-	-	-	0.0%
All Other Revenue	-	-	-	-	-	-	0.0%
Total Revenues	-	-	-	-	-	-	0.0%
Full-Time Equivalents (FTEs)	5.35	6.35	6.35	6.35	6.30	(0.05)	-0.8%

• Sedgwick County Drug Court Program

The Sedgwick County Drug Court, which began in 2008, is designed to serve eligible probation violation offenders who have been identified as drug or alcohol dependent. Individuals receive specialized treatment and supervision to help them gain a new lifestyle through recovery from drugs and alcohol. This program is a multi-disciplinary partnership with COMCARE, the Department of Corrections, and the District Court.

Fund(s): County General Fund 110

Expenditures	2020 Actual	2021 Actual	2022 Adopted	2022 Revised	2023 Budget	Amnt. Chg. '22 - '23	% Chg. '22 - '23
Personnel	38,645	30,963	31,957	31,957	33,255	1,298	4.1%
Contractual Services	238	379	400	400	400	-	0.0%
Debt Service	-	-	-	-	-	-	0.0%
Commodities	15	-	-	-	-	-	0.0%
Capital Improvements	-	-	-	-	-	-	0.0%
Capital Equipment	-	-	-	-	-	-	0.0%
Interfund Transfers	-	-	-	-	-	-	0.0%
Total Expenditures	38,898	31,342	32,357	32,357	33,655	1,298	4.0%
Revenues							
Taxes	-	-	-	-	-	-	0.0%
Intergovernmental	-	-	-	-	-	-	0.0%
Charges For Service	-	-	-	-	-	-	0.0%
All Other Revenue	-	-	-	-	-	-	0.0%
Total Revenues	-	-	-	-	-	-	0.0%
Full-Time Equivalents (FTEs)	0.50	0.33	0.33	0.33	0.33	-	0.0%

• Witness Fees

Pursuant to Kansas law, counties provide funds for witness fees and associated travel expenses when witnesses are called to attend any hearing or inquisition. These fees may include such expenses as transportation to and from the Sedgwick County Courthouse, lodging for witnesses from out of town, and a per diem food reimbursement.

Fund(s): County General Fund 110

Expenditures	2020 Actual	2021 Actual	2022 Adopted	2022 Revised	2023 Budget	Amnt. Chg. '22 - '23	% Chg. '22 - '23
Personnel	-	-	-	-	-	-	0.0%
Contractual Services	22,756	34,216	30,000	30,000	30,000	-	0.0%
Debt Service	-	-	-	-	-	-	0.0%
Commodities	362	440	900	900	900	-	0.0%
Capital Improvements	-	-	-	-	-	-	0.0%
Capital Equipment	-	-	-	-	-	-	0.0%
Interfund Transfers	-	-	-	-	-	-	0.0%
Total Expenditures	23,118	34,656	30,900	30,900	30,900	-	0.0%
Revenues							
Taxes	-	-	-	-	-	-	0.0%
Intergovernmental	-	-	-	-	-	-	0.0%
Charges For Service	-	-	-	-	-	-	0.0%
All Other Revenue	11,125	7,798	11,348	11,348	7,954	(3,394)	-29.9%
Total Revenues	11,125	7,798	11,348	11,348	7,954	(3,394)	-29.9%
Full-Time Equivalents (FTEs)	-	-	-	-	-	-	0.0%

• Sexual Assault Examinations

Pursuant to Kansas law, counties provide for the payment of the costs associated with sexual assault examinations determined necessary for the collection of evidence.

Fund(s): County General Fund 110

Expenditures	2020 Actual	2021 Actual	2022 Adopted	2022 Revised	2023 Budget	Amnt. Chg. '22 - '23	% Chg. '22 - '23
Personnel	-	-	-	-	-	-	0.0%
Contractual Services	233,552	246,793	267,550	267,550	267,550	-	0.0%
Debt Service	-	-	-	-	-	-	0.0%
Commodities	-	-	-	-	-	-	0.0%
Capital Improvements	-	-	-	-	-	-	0.0%
Capital Equipment	-	-	-	-	-	-	0.0%
Interfund Transfers	-	-	-	-	-	-	0.0%
Total Expenditures	233,552	246,793	267,550	267,550	267,550	-	0.0%
Revenues							
Taxes	-	-	-	-	-	-	0.0%
Intergovernmental	-	-	-	-	-	-	0.0%
Charges For Service	-	-	-	-	-	-	0.0%
All Other Revenue	10,233	10,145	10,439	10,439	10,349	(89)	-0.9%
Total Revenues	10,233	10,145	10,439	10,439	10,349	(89)	-0.9%
Full-Time Equivalents (FTEs)	-	-	-	-	-	-	0.0%

• Traffic Diversion

Traffic Diversion enables qualified adults to avoid a conviction while being held accountable for their violation of traffic laws through payment of costs, fines, and education programs if warranted. Upon the successful completion of the program, charges are dismissed.

Fund(s): County General Fund 110

Expenditures	2020 Actual	2021 Actual	2022 Adopted	2022 Revised	2023 Budget	Amnt. Chg. '22 - '23	% Chg. '22 - '23
Personnel	99,767	94,689	100,354	100,354	110,818	10,464	10.4%
Contractual Services	99	24	50	50	100	50	100.0%
Debt Service	-	-	-	-	-	-	0.0%
Commodities	-	17	25	25	25	-	0.0%
Capital Improvements	-	-	-	-	-	-	0.0%
Capital Equipment	-	-	-	-	-	-	0.0%
Interfund Transfers	-	-	-	-	-	-	0.0%
Total Expenditures	99,867	94,730	100,429	100,429	110,943	10,514	10.5%
Revenues							
Taxes	-	-	-	-	-	-	0.0%
Intergovernmental	-	-	-	-	-	-	0.0%
Charges For Service	122,350	84,050	126,048	126,048	75,000	(51,048)	-40.5%
All Other Revenue	-	-	-	-	-	-	0.0%
Total Revenues	122,350	84,050	126,048	126,048	75,000	(51,048)	-40.5%
Full-Time Equivalents (FTEs)	1.40	1.40	1.40	1.40	1.40	-	0.0%

• Juvenile Diversion

The Juvenile Diversion Program enables qualified juvenile offenders who successfully complete an offender diversion program to avoid adjudication for crimes committed. Youth who are approved for the program must accept responsibility for the offense and sign an agreement, which outlines all of the requirements of diversion. Program requirements may include a combination of payment of restitution, correctional counseling, substance abuse and mental health treatment, community service work, and payment of costs and fees.

Fund(s): County General Fund 110

Expenditures	2020 Actual	2021 Actual	2022 Adopted	2022 Revised	2023 Budget	Amnt. Chg. '22 - '23	% Chg. '22 - '23
Personnel	271,078	256,452	282,478	282,478	296,269	13,791	4.9%
Contractual Services	201	328	500	1,000	500	(500)	-50.0%
Debt Service	-	-	-	-	-	-	0.0%
Commodities	83	897	2,000	1,500	1,000	(500)	-33.3%
Capital Improvements	-	-	-	-	-	-	0.0%
Capital Equipment	-	-	-	-	-	-	0.0%
Interfund Transfers	-	-	-	-	-	-	0.0%
Total Expenditures	271,362	257,676	284,978	284,978	297,769	12,791	4.5%
Revenues							
Taxes	-	-	-	-	-	-	0.0%
Intergovernmental	-	-	-	-	-	-	0.0%
Charges For Service	8,564	5,954	8,823	8,823	6,134	(2,689)	-30.5%
All Other Revenue	-	-	-	-	-	-	0.0%
Total Revenues	8,564	5,954	8,823	8,823	6,134	(2,689)	-30.5%
Full-Time Equivalents (FTEs)	4.05	4.05	4.05	4.05	4.05	-	0.0%

• Child in Need of Care

The Child in Need of Care (CINC) Unit has the protection of children as its primary responsibility. The CINC Unit is comprised of a Deputy District Attorney, staff attorneys, and support personnel whose obligation it is to screen cases and when appropriate file petitions alleging abuse or neglect. District Attorney staff work closely with Kansas Department for Children and Families (DCF) agency personnel and private contract providers. Once a case has been initiated, staff attorneys attend court proceedings in accordance with Kansas Code for the Care of Children, K.S.A. 38-1510.

Fund(s): County General Fund 110

Expenditures	2020 Actual	2021 Actual	2022 Adopted	2022 Revised	2023 Budget	Amnt. Chg. '22 - '23	% Chg. '22 - '23
Personnel	1,241,538	1,260,954	1,349,267	1,389,267	1,512,835	123,569	8.9%
Contractual Services	32,555	31,538	30,000	30,000	54,751	24,751	82.5%
Debt Service	-	-	-	-	-	-	0.0%
Commodities	6,142	23,599	11,000	11,000	18,000	7,000	63.6%
Capital Improvements	-	-	-	-	-	-	0.0%
Capital Equipment	-	-	-	-	-	-	0.0%
Interfund Transfers	-	-	-	-	-	-	0.0%
Total Expenditures	1,280,235	1,316,091	1,390,267	1,430,267	1,585,586	155,320	10.9%
Revenues							
Taxes	-	-	-	-	-	-	0.0%
Intergovernmental	-	-	-	-	-	-	0.0%
Charges For Service	-	-	-	-	-	-	0.0%
All Other Revenue	-	-	-	-	-	-	0.0%
Total Revenues	-	-	-	-	-	-	0.0%
Full-Time Equivalents (FTEs)	19.55	17.75	17.20	17.75	17.20	(0.55)	-3.1%

• Financial & Economic Crimes

The Financial and Economic Crimes Unit prosecutes crimes affecting property owners, businesses, and employers in Sedgwick County. Economic crimes include forgery, identity theft, elder abuse, burglary, and theft of property, money, and services. Prosecutors in this Unit work with local law enforcement, citizens, financial institutions, and businesses to bring the community's chronic offenders to justice and collect restitution where possible.

Fund(s): County General Fund 110

Expenditures	2020 Actual	2021 Actual	2022 Adopted	2022 Revised	2023 Budget	Amnt. Chg. '22 - '23	% Chg. '22 - '23
Personnel	521,352	565,463	611,650	611,650	674,352	62,702	10.3%
Contractual Services	6,384	6,184	6,350	6,350	6,350	-	0.0%
Debt Service	-	-	-	-	-	-	0.0%
Commodities	538	1,763	2,500	2,500	2,000	(500)	-20.0%
Capital Improvements	-	-	-	-	-	-	0.0%
Capital Equipment	-	-	-	-	-	-	0.0%
Interfund Transfers	-	-	-	-	-	-	0.0%
Total Expenditures	528,275	573,411	620,500	620,500	682,702	62,202	10.0%
Revenues							
Taxes	-	-	-	-	-	-	0.0%
Intergovernmental	-	-	-	-	-	-	0.0%
Charges For Service	-	-	-	-	-	-	0.0%
All Other Revenue	-	275	-	-	-	-	0.0%
Total Revenues	-	275	-	-	-	-	0.0%
Full-Time Equivalents (FTEs)	4.20	5.10	5.10	5.10	5.00	(0.10)	-2.0%

• Prosecution Attorney Trust

Funding for the Prosecution Attorney Trust Fund is provided from proceeds received from assets disposed under the Kansas Asset Seizure and Forfeiture Act (K.S.A. 65-7014). Monies are administered at the discretion of the District Attorney; however, expenditures are conducted within statutory guidelines and are limited to law enforcement related expenses.

Fund(s): District Attorney - Grants 259

Expenditures	2020 Actual	2021 Actual	2022 Adopted	2022 Revised	2023 Budget	Amnt. Chg. '22 - '23	% Chg. '22 - '23
Personnel	-	-	-	-	-	-	0.0%
Contractual Services	14,133	20,684	-	123,241	-	(123,241)	-100.0%
Debt Service	-	-	-	-	-	-	0.0%
Commodities	2,565	3,807	-	100,000	-	(100,000)	-100.0%
Capital Improvements	-	-	-	-	-	-	0.0%
Capital Equipment	-	-	-	-	-	-	0.0%
Interfund Transfers	-	-	-	-	-	-	0.0%
Total Expenditures	16,698	24,491	-	223,241	-	(223,241)	-100.0%
Revenues							
Taxes	-	-	-	-	-	-	0.0%
Intergovernmental	-	-	-	-	-	-	0.0%
Charges For Service	-	-	-	-	-	-	0.0%
All Other Revenue	43,365	34,805	-	-	-	-	0.0%
Total Revenues	43,365	34,805	-	-	-	-	0.0%
Full-Time Equivalents (FTEs)	-	-	-	-	-	-	0.0%

• Juvenile Diversion UA Fees

Juvenile Diversion Urinalysis (UA) Fees is a program that supports UA fees for those individuals in the program.

Fund(s): District Attorney - Grants 259

Expenditures	2020 Actual	2021 Actual	2022 Adopted	2022 Revised	2023 Budget	Amnt. Chg. '22 - '23	% Chg. '22 - '23
Personnel	-	-	-	-	-	-	0.0%
Contractual Services	6,477	220	19,000	19,000	-	(19,000)	-100.0%
Debt Service	-	-	-	-	-	-	0.0%
Commodities	-	-	-	-	-	-	0.0%
Capital Improvements	-	-	-	-	-	-	0.0%
Capital Equipment	-	-	-	-	-	-	0.0%
Interfund Transfers	-	-	-	-	-	-	0.0%
Total Expenditures	6,477	220	19,000	19,000	-	(19,000)	-100.0%
Revenues							
Taxes	-	-	-	-	-	-	0.0%
Intergovernmental	-	-	-	-	-	-	0.0%
Charges For Service	7,009	251	19,000	19,000	-	(19,000)	-100.0%
All Other Revenue	-	230	-	-	-	-	0.0%
Total Revenues	7,009	481	19,000	19,000	-	(19,000)	-100.0%
Full-Time Equivalents (FTEs)	-	-	-	-	-	-	0.0%

• Training

The Prosecuting Attorney Training Fund is used as a funding source to provide legal education/training opportunities for staff in the District Attorney's Office. This fund is authorized under KSA 28-170a, establishing a \$2.00 fee per criminal case to be collected by the District Court and deposited in the Prosecutors' Training Fund 18002-216. Expenditures are conducted in accordance with statutory guidelines.

Fund(s): Prosecuting Attorney Training 216

Expenditures	2020 Actual	2021 Actual	2022 Adopted	2022 Revised	2023 Budget	Amnt. Chg. '22 - '23	% Chg. '22 - '23
Personnel	-	-	-	-	-	-	0.0%
Contractual Services	39,258	26,132	35,947	48,201	20,750	(27,451)	-57.0%
Debt Service	-	-	-	-	-	-	0.0%
Commodities	-	-	500	500	500	-	0.0%
Capital Improvements	-	-	-	-	-	-	0.0%
Capital Equipment	-	-	-	-	-	-	0.0%
Interfund Transfers	-	-	-	-	-	-	0.0%
Total Expenditures	39,258	26,132	36,447	48,701	21,250	(27,451)	-56.4%
Revenues							
Taxes	-	-	-	-	-	-	0.0%
Intergovernmental	-	-	-	-	-	-	0.0%
Charges For Service	35,032	34,949	36,447	36,447	30,000	(6,447)	-17.7%
All Other Revenue	-	-	-	-	-	-	0.0%
Total Revenues	35,032	34,949	36,447	36,447	30,000	(6,447)	-17.7%
Full-Time Equivalents (FTEs)	-	-	-	-	-	-	0.0%

• District Attorney Other Grants

Each year, the District Attorney's Office receives a variety of grants from both the State and Federal government. These grants include Justice Assistance Grants (JAG) for software and software upgrades.

Fund(s): District Attorney - Grants 259 / Jag Grants 263

Expenditures	2020 Actual	2021 Actual	2022 Adopted	2022 Revised	2023 Budget	Amnt. Chg. '22 - '23	% Chg. '22 - '23
Personnel	-	-	-	-	-	-	0.0%
Contractual Services	-	-	-	25,121	-	(25,121)	-100.0%
Debt Service	-	-	-	-	-	-	0.0%
Commodities	30,517	12,999	-	15,838	-	(15,838)	-100.0%
Capital Improvements	-	-	-	-	-	-	0.0%
Capital Equipment	-	-	-	24,585	-	(24,585)	-100.0%
Interfund Transfers	-	-	-	-	-	-	0.0%
Total Expenditures	30,517	12,999	-	65,544	-	(65,544)	-100.0%
Revenues							
Taxes	-	-	-	-	-	-	0.0%
Intergovernmental	1,380	42,327	-	52,117	-	(52,117)	-100.0%
Charges For Service	-	-	-	-	-	-	0.0%
All Other Revenue	13	103	-	-	-	-	0.0%
Total Revenues	1,393	42,430	-	52,117	-	(52,117)	-100.0%
Full-Time Equivalents (FTEs)	-	-	-	-	-	-	0.0%