

18th Judicial District of Kansas

Mission: *To provide fair and just services in a courteous and timely manner.*

Honorable Jeff Goering
Chief Judge

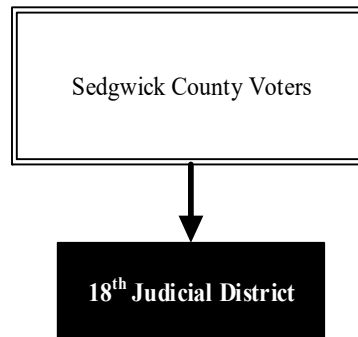
525 N. Main St.
Wichita, KS 67203
316.660.5611
jgoering@dc18.org

Overview

The Kansas Constitution creates 31 judicial districts whose services are guided by the Judicial Branch and statutes of the State of Kansas. The 18th Judicial District is the trial court for Sedgwick County. Judicial districts have jurisdiction over all civil, criminal, juvenile offender, child in need of care, probate, care and treatment, family law, and adoption cases, as well as municipal and small claims appeals.

Currently, 28 judges serve on the bench for the District and oversee the filing and disposition of over 70,000 cases annually.

During the course of business, the District Court strives to provide access and fairness, timely disposition of cases, integrity of case records, collection of monetary penalties and judgments, effective use of jurors, and enforcement of court orders.



Strategic Goals:

- Optimize use of individual calendaring system for assigning cases
- Prepare for 2021 transition to new Statewide Case Management System
- Work with justice system partners to address backlog created by courts closure due to COVID-19

Highlights

- Operates as a file-less court system
- Operates a pro se litigant self-help center
- Mandatory electronic filing by attorneys
- American Rescue Plan Act (ARPA) funded Preliminary Hearing docket to address the Court backlog
- The 18th Judicial District was the first District Court in Kansas to install safeguards and restart jury trials during the coronavirus disease (COVID-19) pandemic



Accomplishments and Strategic Results

Accomplishments

The District Court also converted from a master to an individual calendaring system. In 2022/2023, the District Court plans to transfer to a Statewide Case Management System.

The Kansas Legislature voted to expand the District Court by adding one Magistrate Judge and one District Court Judge to the 18th Judicial District. They will be elected in November 2022, and begin work in January 2023.

Funding for Veteran's Court, to better address the needs of those who have served our county, is in the final stages of approval through Senator Moran's Office.

Strategic Results

The District Court works constantly to ensure equal and accessible justice while maintaining excellent stewardship of public funds. The District Court has expanded the use of credit card acceptance for paying court costs and fees. This service has not only increased convenience for the public, but will also increase revenue for the local and State entities that receive the fees.

During the COVID-19 pandemic, the District Court worked hard and creatively to continue providing justice for the community. From installing plexiglass in courtrooms, setting up live stream video from courtrooms, and setting up traffic court on the courthouse plaza, the District Court was committed to providing justice.

Utilizing ARPA funds, the District Court created a special Preliminary Hearing Docket to assist in reducing the backlog of criminal cases and hired Pro Tem judges to assist with eliminating the family law case backlog.

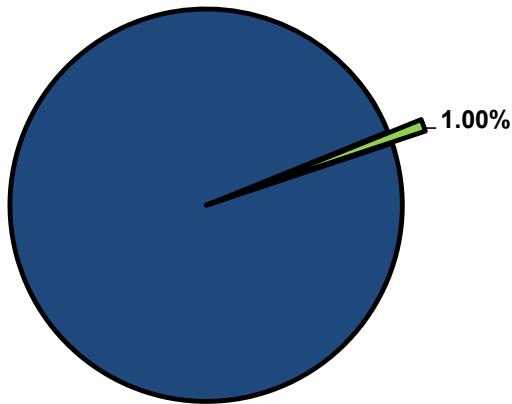


Significant Budget Adjustments

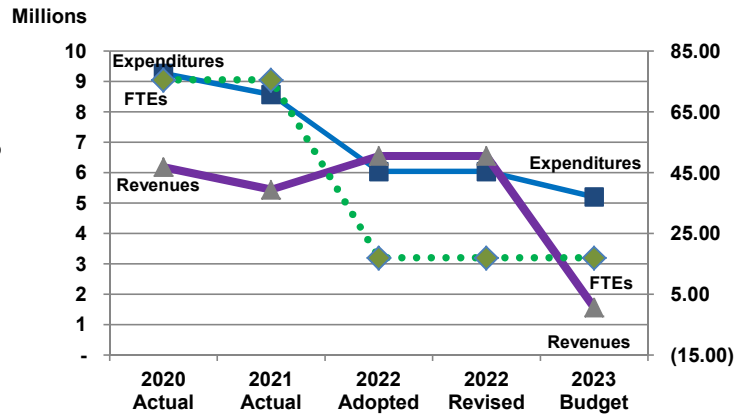
Significant adjustments to the 18th Judicial District of Kansas's 2023 Recommended Budget include a \$4,650,083 decrease in intergovernmental revenue and a \$901,860 decrease in expenditures due to a contract change in 2021, a \$437,500 increase in contractals due to an increase in attorney fees, and a \$333,223 decrease in charges for services due to a contract change in 2021.

Departmental Graphical Summary

18th Judicial District
Percent of Total County Operating Budget



Expenditures, Program Revenue & FTEs
All Operating Funds



Budget Summary by Category

	2020 Actual	2021 Actual	2022 Adopted	2022 Revised	2023 Budget	Amount Chg '22 Rev.-'23	% Chg '22 Rev.-'23
Expenditures							
Personnel	4,323,379	3,694,633	1,305,490	1,305,490	1,127,842	(177,648)	-13.61%
Contractual Services	4,237,362	4,555,492	4,096,697	4,104,697	3,570,445	(534,252)	-13.02%
Debt Service	-	-	-	-	-	-	-
Commodities	709,225	316,256	617,637	609,637	492,150	(117,487)	-19.27%
Capital Improvements	-	5,016	5,000	5,000	1,000	(4,000)	-80.00%
Capital Equipment	-	-	15,000	15,000	15,000	-	0.00%
Interfund Transfers	-	-	-	-	-	-	-
Total Expenditures	9,269,966	8,571,398	6,039,824	6,039,824	5,206,437	(833,387)	-13.80%
Revenues							
Tax Revenues	-	-	-	-	-	-	-
Licenses and Permits	-	-	-	-	-	-	-
Intergovernmental	4,513,658	3,957,186	4,650,083	4,650,083	-	(4,650,083)	-100.0%
Charges for Services	1,647,332	1,455,051	1,866,429	1,866,429	1,533,205	(333,223)	-17.85%
All Other Revenue	21,569	27,510	33,373	33,373	26,527	(6,845)	-20.51%
Total Revenues	6,182,559	5,439,746	6,549,885	6,549,885	1,559,733	(4,990,152)	-76.19%
Full-Time Equivalents (FTEs)							
Property Tax Funded	1.80	1.80	2.00	2.00	2.00	-	0.00%
Non-Property Tax Funded	73.70	73.70	15.00	15.00	15.00	-	0.00%
Total FTEs	75.50	75.50	17.00	17.00	17.00	-	0.00%

Budget Summary by Fund

	2020 Actual	2021 Actual	2022 Adopted	2022 Revised	2023 Budget	Amount Chg '22 Rev.-'23	% Chg '22 Rev.-'23
Fund							
General Fund	3,164,285	3,786,647	3,631,635	3,631,635	3,980,700	349,065	9.61%
Court Trustee	6,007,930	4,784,751	2,408,189	2,408,189	1,225,737	(1,182,452)	-49.10%
Court A/D Safety	-	-	-	-	-	-	-
Stimulus Funds	97,751	-	-	-	-	-	-
Total Expenditures	9,269,966	8,571,398	6,039,824	6,039,824	5,206,437	(833,387)	-13.80%

Significant Budget Adjustments from Prior Year Revised Budget

	Expenditures	Revenues	FTEs
Decrease in intergovernmental revenue due to a contract change in 2021		(4,650,083)	
Decrease in expenditures due to a contract change in 2021	(901,860)		
Increase in contractuals due to an increase in attorney fees	437,500		
Decrease in charges for services due to a contract change in 2021		(333,223)	
Total	(464,360)	(4,983,306)	-

Budget Summary by Program

Program	Fund	2020 Actual	2021 Actual	2022 Adopted	2022 Revised	2023 Budget	% Chg '22 Rev.-'23	2023 FTEs
Administration	110	2,554,078	3,379,830	2,927,880	2,927,508	3,238,735	10.63%	-
Probation	110	49,170	36,206	56,800	56,800	68,350	20.33%	-
Clerks	110	77,932	83,408	130,225	130,597	139,760	7.02%	-
Technology	110	334,622	208,633	284,440	284,440	297,750	4.68%	-
Drug Testing	110	69,656	27,078	100,000	100,000	100,000	0.00%	-
Parenting Classes	110	78,826	51,492	132,290	132,290	136,105	2.88%	2.00
Trustee IV-D	211	4,941,066	3,759,341	1,414,189	1,077,639	-	-100.00%	-
Trustee Non IV-D	211	1,066,864	1,025,410	994,000	1,330,550	1,225,737	-7.88%	15.00
Alcohol and Drug Safety	214	-	-	-	-	-	0.00%	-
Stimulus Funds	277	97,751	-	-	-	-	0.00%	-
Total		9,269,966	8,571,398	6,039,824	6,039,824	5,206,437	-13.80%	17.00

Personnel Summary By Fund

Position Titles	Fund	Grade	Budgeted Compensation Comparison			FTE Comparison		
			2022 Adopted	2022 Revised	2023 Budget	2022 Adopted	2022 Revised	2023 Budget
Mediation Coordinator	110	18THJUD	45,142	50,452	50,452	1.00	1.00	1.00
Trial Court Clerk II	110	EXCEPT	5,000	5,001	5,001	1.00	1.00	1.00
Administrative Manager	211	18THJUD	91,544	57,617	60,263	1.00	1.00	1.00
Administrative Officer	211	18THJUD	52,192	52,192	54,837	1.00	1.00	1.00
Attorney	211	18THJUD	59,071	11,000	13,645	1.00	1.00	1.00
Attorney IV	211	18THJUD	87,156	11,000	13,646	1.00	1.00	1.00
Case Specialist	211	18THJUD	29,120	29,120	31,766	1.00	1.00	1.00
Court Trustee	211	18THJUD	91,544	82,260	84,906	1.00	1.00	1.00
Fiscal Assistant	211	18THJUD	37,128	37,128	39,774	1.00	1.00	1.00
Legal Assistant	211	18THJUD	49,774	49,774	52,420	1.00	1.00	1.00
Office Assistant	211	18THJUD	26,437	28,413	31,058	1.00	1.00	1.00
Office Specialist	211	18THJUD	63,648	65,832	71,123	2.00	2.00	2.00
Senior Attorney	211	18THJUD	81,046	81,046	83,692	1.00	1.00	1.00
Senior Legal Assistant	211	18THJUD	49,774	49,774	52,420	1.00	1.00	1.00
System Analyst/Programmer	211	18THJUD	66,706	66,706	69,351	1.00	1.00	1.00
PT Office Specialist NIVD	211	EXCEPT	18,454	18,454	21,100	1.00	1.00	1.00
Subtotal					735,453			
Add:								
Budgeted Personnel Savings					-			
Compensation Adjustments					9,425			
Overtime/On Call/Holiday Pay					5,500			
Benefits					377,463			
Total Personnel Budget					1,127,842	17.00	17.00	17.00

• Administration

The 18th Judicial District has jurisdiction over civil, probate, juvenile, criminal matters, and appellate jurisdiction for municipal courts in Sedgwick County. Under the Constitution, the judiciary is a separate branch of government equal to, but coordinates with, the legislative and executive branches. District Courts exist for the determination of the rights of private persons and the public in general under the constitutions and the laws of the United States and the State of Kansas. Expenditures for Court Administration support the operational costs for 28 judges, two administration hearing officers, aides, court reporters, and other administrative staff, all of whom are State employees resulting in no personnel costs.

Fund(s): County General Fund 110

Expenditures	2020 Actual	2021 Actual	2022 Adopted	2022 Revised	2023 Budget	Amnt. Chg. '22 - '23	% Chg. '22 - '23
Personnel	-	-	-	-	-	-	-
Contractual Services	2,397,465	3,246,070	2,788,330	2,788,330	3,091,685	303,355	10.9%
Debt Service	-	-	-	-	-	-	-
Commodities	156,614	128,744	134,550	134,550	146,050	11,500	8.5%
Capital Improvements	-	5,016	5,000	4,628	1,000	(3,628)	(0.78)
Capital Equipment	-	-	-	-	-	-	-
Interfund Transfers	-	-	-	-	-	-	-
Total Expenditures	2,554,078	3,379,830	2,927,880	2,927,508	3,238,735	311,227	10.6%
Revenues							
Taxes	-	-	-	-	-	-	-
Intergovernmental	-	-	-	-	-	-	-
Charges For Service	301,505	233,842	314,493	314,493	242,976	(71,517)	-22.7%
All Other Revenue	10,992	23,282	22,270	22,270	24,229	1,959	8.8%
Total Revenues	312,497	257,124	336,763	336,763	267,205	(69,558)	-20.7%
Full-Time Equivalents (FTEs)	-	-	-	-	-	-	-

• Probation

Under the authority of the Kansas Judicial Branch and the laws of the State of Kansas, Court Probation Officers hold offenders accountable for their behavior in a professional and ethical manner through the judicial process. In Sedgwick County, this purpose is accomplished with Court Service Officers who complete the responsibilities of court reports and offender supervision. Also included in this Division are Child Custody Investigators who conduct investigations for Family Law Judges and Child in Need of Care Officers who help coordinate abuse/neglect or truancy cases through the juvenile court system.

Fund(s): County General Fund 110

Expenditures	2020 Actual	2021 Actual	2022 Adopted	2022 Revised	2023 Budget	Amnt. Chg. '22 - '23	% Chg. '22 - '23
Personnel	-	-	-	-	-	-	-
Contractual Services	11,945	13,048	35,950	35,950	42,750	6,800	18.9%
Debt Service	-	-	-	-	-	-	-
Commodities	37,225	23,157	20,850	20,850	25,600	4,750	22.8%
Capital Improvements	-	-	-	-	-	-	-
Capital Equipment	-	-	-	-	-	-	-
Interfund Transfers	-	-	-	-	-	-	-
Total Expenditures	49,170	36,206	56,800	56,800	68,350	11,550	20.3%
Revenues							
Taxes	-	-	-	-	-	-	-
Intergovernmental	-	-	-	-	-	-	-
Charges For Service	-	-	-	-	-	-	-
All Other Revenue	15	-	15	15	-	(15)	(1.00)
Total Revenues	15	-	15	15	-	(15)	(1.00)
Full-Time Equivalents (FTEs)	-	-	-	-	-	-	-

• Clerks

The Clerk of Court is a ministerial officer of the District Court. This Office is required to perform all duties required by law or court rules and practices. These duties include but are not limited to, preserving all papers filed or by law placed under the Clerk's control, keeping appearance dockets or other records as may be ordered by the court, issuing writs and orders for provisional remedies, and making records and information accessible to the public during normal working hours.

Fund(s): County General Fund 110

Expenditures	2020 Actual	2021 Actual	2022 Adopted	2022 Revised	2023 Budget	Amnt. Chg. '22 - '23	% Chg. '22 - '23
Personnel	-	-	-	-	-	-	-
Contractual Services	34,728	39,209	92,725	92,725	94,510	1,785	1.9%
Debt Service	-	-	-	-	-	-	-
Commodities	43,204	44,199	37,500	37,500	45,250	7,750	20.7%
Capital Improvements	-	-	-	372	-	(372)	(1.00)
Capital Equipment	-	-	-	-	-	-	-
Interfund Transfers	-	-	-	-	-	-	-
Total Expenditures	77,932	83,408	130,225	130,597	139,760	9,163	7.0%
Revenues							
Taxes	-	-	-	-	-	-	-
Intergovernmental	-	-	-	-	-	-	-
Charges For Service	-	-	-	-	-	-	-
All Other Revenue	29	747	30	30	794	764	2562.1%
Total Revenues	29	747	30	30	794	764	2562.1%
Full-Time Equivalents (FTEs)	-	-	-	-	-	-	-

• Technology

The 18th Judicial District maintains and operates its own computer network. This network provides support to all judicial and non-judicial employees in the areas of case management, document imaging (scanning), digital recording, payment card industry (PCI) compliance, software licensing, internet access, electronic case filing, and service for 300+ users and Information Technology (IT) servers. Efficient hardware, software, and interfacing with other agencies, including the Supreme Court, District Attorney's Office, and Sheriff's Office, are essential to all successful court operations.

Fund(s): County General Fund 110

Expenditures	2020 Actual	2021 Actual	2022 Adopted	2022 Revised	2023 Budget	Amnt. Chg. '22 - '23	% Chg. '22 - '23
Personnel	-	-	-	-	-	-	-
Contractual Services	72,052	122,678	89,190	89,190	132,500	43,310	48.6%
Debt Service	-	-	-	-	-	-	-
Commodities	262,570	85,955	180,250	180,250	150,250	(30,000)	-16.6%
Capital Improvements	-	-	-	-	-	-	-
Capital Equipment	-	-	15,000	15,000	15,000	-	0.0%
Interfund Transfers	-	-	-	-	-	-	-
Total Expenditures	334,622	208,633	284,440	284,440	297,750	13,310	4.7%
Revenues							
Taxes	-	-	-	-	-	-	-
Intergovernmental	-	-	-	-	-	-	-
Charges For Service	-	-	-	-	-	-	-
All Other Revenue	-	3	-	-	-	-	-
Total Revenues	-	3	-	-	-	-	-
Full-Time Equivalents (FTEs)	-	-	-	-	-	-	-

• Drug Testing

The Drug Testing program began as a \$1,500 Project Freedom Grant in 1992. Since the original one-time funding, the program has grown to be a 100.0 percent self-sufficient testing program. Court Service Officers provide random testing of their clients at the time of reporting. The client is required to pay for the test. In the past, this money was deposited through the Clerk of the District Court into a special fund for the purpose of purchasing supplies and equipment required by the Court Service Officers to conduct drug tests. Prior to 2010, this program's revenues and expenditures were in a separate fund (19001-262), but were shifted into the Court Administration fund center in 2010. In 2011, this fund center was created for the Drug Testing program. Judges are able to make better informed decisions in child custody, juvenile, and criminal cases based on immediate results.

Fund(s): County General Fund 110

Expenditures	2020 Actual	2021 Actual	2022 Adopted	2022 Revised	2023 Budget	Amnt. Chg. '22 - '23	% Chg. '22 - '23
Personnel	-	-	-	-	-	-	-
Contractual Services	(358)	-	10,000	10,000	10,000	-	0.0%
Debt Service	-	-	-	-	-	-	-
Commodities	70,015	27,078	90,000	90,000	90,000	-	0.0%
Capital Improvements	-	-	-	-	-	-	-
Capital Equipment	-	-	-	-	-	-	-
Interfund Transfers	-	-	-	-	-	-	-
Total Expenditures	69,656	27,078	100,000	100,000	100,000	-	0.0%
Revenues							
Taxes	-	-	-	-	-	-	-
Intergovernmental	-	-	-	-	-	-	-
Charges For Service	48,452	12,346	99,000	99,000	12,594	(86,406)	-87.3%
All Other Revenue	1,224	-	1,000	1,000	-	(1,000)	(1.00)
Total Revenues	49,676	12,346	100,000	100,000	12,594	(87,406)	-87.4%
Full-Time Equivalents (FTEs)	-	-	-	-	-	-	-

• Parenting Classes

The Family Law Division of the 18th Judicial District Court provides statutorily required parenting classes to parties who have filed for divorce in Sedgwick County. This program is funded entirely by user fees.

Fund(s): County General Fund 110

Expenditures	2020 Actual	2021 Actual	2022 Adopted	2022 Revised	2023 Budget	Amnt. Chg. '22 - '23	% Chg. '22 - '23
Personnel	43,672	51,492	85,540	85,540	89,605	4,065	4.8%
Contractual Services	8,464	-	20,000	28,000	36,500	8,500	30.4%
Debt Service	-	-	-	-	-	-	-
Commodities	26,690	-	26,750	18,750	10,000	(8,750)	-46.7%
Capital Improvements	-	-	-	-	-	-	-
Capital Equipment	-	-	-	-	-	-	-
Interfund Transfers	-	-	-	-	-	-	-
Total Expenditures	78,826	51,492	132,290	132,290	136,105	3,815	2.9%
Revenues							
Taxes	-	-	-	-	-	-	-
Intergovernmental	-	-	-	-	-	-	-
Charges For Service	85,710	96,580	99,797	99,797	100,482	685	0.7%
All Other Revenue	57	-	59	59	-	(59)	(1.00)
Total Revenues	85,767	96,580	99,856	99,856	100,482	626	0.6%
Full-Time Equivalents (FTEs)	1.80	1.80	2.00	2.00	2.00	-	-

• Court Trustee IV-D

The 18th Judicial District Court Trustee previously contracted with the Kansas Department of Children and Families (DCF) to provide child support establishment, enforcement, and financial services within Sedgwick County under Title IV-D of the Social Security Act. The program was funded entirely through this contract.

Fund(s): Court Trustee Operations 211

Expenditures	2020 Actual	2021 Actual	2022 Adopted	2022 Revised	2023 Budget	Amnt. Chg. '22 - '23	% Chg. '22 - '23
Personnel	3,249,182	2,634,676	336,550	-	-	-	0.0%
Contractual Services	1,648,992	1,118,624	970,502	970,502	-	(970,502)	-100.0%
Debt Service	-	-	-	-	-	-	-
Commodities	42,892	6,041	107,137	107,137	-	(107,137)	-100.0%
Capital Improvements	-	-	-	-	-	-	-
Capital Equipment	-	-	-	-	-	-	-
Interfund Transfers	-	-	-	-	-	-	-
Total Expenditures	4,941,066	3,759,341	1,414,189	1,077,639	-	(1,077,639)	-100.0%
Revenues							
Taxes	-	-	-	-	-	-	-
Intergovernmental	4,513,658	3,850,931	4,650,083	4,650,083	-	(4,650,083)	-100.0%
Charges For Service	1,095	-	1,161	1,161	-	(1,161)	(1.00)
All Other Revenue	9,610	2,032	9,998	9,998	-	(9,998)	-100.0%
Total Revenues	4,524,363	3,852,963	4,661,243	4,661,243	-	(4,661,243)	-100.0%
Full-Time Equivalents (FTEs)	59.10	59.10	2.80	-	-	-	-

• Court Trustee Non IV-D

The Court Trustee is responsible for providing child support enforcement services in Non IV-D cases under rule 422 of the 18th Judicial District. Under this rule, Non IV-D child support orders are referred to the Court Trustee for enforcement. The Court Trustee receives a fee of 3.5 percent of the amount of child support ordered to offset the cost of enforcement. This program is funded entirely by the revenue generated through the user fees.

Fund(s): Court Trustee Operations 211

Expenditures	2020 Actual	2021 Actual	2022 Adopted	2022 Revised	2023 Budget	Amnt. Chg. '22 - '23	% Chg. '22 - '23
Personnel	1,030,525	1,008,466	883,400	1,219,950	1,038,237	(181,712)	-14.9%
Contractual Services	29,040	15,862	90,000	90,000	162,500	72,500	80.6%
Debt Service	-	-	-	-	-	-	-
Commodities	7,299	1,082	20,600	20,600	25,000	4,400	21.4%
Capital Improvements	-	-	-	-	-	-	-
Capital Equipment	-	-	-	-	-	-	-
Interfund Transfers	-	-	-	-	-	-	-
Total Expenditures	1,066,864	1,025,410	994,000	1,330,550	1,225,737	(104,812)	-7.9%
Revenues							
Taxes	-	-	-	-	-	-	-
Intergovernmental	-	-	-	-	-	-	-
Charges For Service	1,204,638	1,107,330	1,344,637	1,344,637	1,172,200	(172,437)	-12.8%
All Other Revenue	(357)	1,446	-	-	1,505	1,505	-
Total Revenues	1,204,281	1,108,776	1,344,637	1,344,637	1,173,705	(170,933)	-12.7%
Full-Time Equivalents (FTEs)	14.60	14.60	12.20	15.00	15.00	-	-

• Alcohol and Drug Safety Action Program

Kansas law provides that the Court, upon determining that the custodian of a Child in Need of Care is not providing an appropriate level of care, may transfer custody of the child to another entity. In such cases it may be the responsibility of the County to pay all reasonable costs of care incurred by the designated custodian. This program captures all costs incurred by the County pursuant to such court orders.

Fund(s): Court Alcohol/Drug Safety Action Program 214

Expenditures	2020 Actual	2021 Actual	2022 Adopted	2022 Revised	2023 Budget	Amnt. Chg. '22 - '23	% Chg. '22 - '23
Personnel	-	-	-	-	-	-	-
Contractual Services	-	-	-	-	-	-	-
Debt Service	-	-	-	-	-	-	-
Commodities	-	-	-	-	-	-	-
Capital Improvements	-	-	-	-	-	-	-
Capital Equipment	-	-	-	-	-	-	-
Interfund Transfers	-	-	-	-	-	-	-
Total Expenditures	-	-	-	-	-	-	-
Revenues							
Taxes	-	-	-	-	-	-	-
Intergovernmental	-	-	-	-	-	-	-
Charges For Service	5,932	4,953	7,340	7,340	4,953	(2,387)	-32.5%
All Other Revenue	-	-	-	-	-	-	-
Total Revenues	5,932	4,953	7,340	7,340	4,953	(2,387)	-32.5%
Full-Time Equivalents (FTEs)	-	-	-	-	-	-	-

• State Justice Institute Grant

By order of the Chief Justice of the Kansas Supreme Court, the 18th Judicial District had to move to an individual calendaring system. The National Center for State Courts, through a grant from the State Justice Institute, provided consultation services to assist in the migration from the current centralized calendaring system. Working with the judges, staff, attorneys, and entities doing business with the Court, the consultants prepared a plan that was submitted to the Chief Justice by March 31, 2018. This program also captured stimulus funds received as a result of the coronavirus disease (COVID-19).

Fund(s): District Court - Grants 262 / Stimulus Funds 277

Expenditures	2020 Actual	2021 Actual	2022 Adopted	2022 Revised	2023 Budget	Amnt. Chg. '22 - '23	% Chg. '22 - '23
Personnel	-	-	-	-	-	-	-
Contractual Services	35,035	-	-	-	-	-	-
Debt Service	-	-	-	-	-	-	-
Commodities	62,716	-	-	-	-	-	-
Capital Improvements	-	-	-	-	-	-	-
Capital Equipment	-	-	-	-	-	-	-
Interfund Transfers	-	-	-	-	-	-	-
Total Expenditures	97,751	-	-	-	-	-	-
Revenues							
Taxes	-	-	-	-	-	-	-
Intergovernmental	-	106,255	-	-	-	-	-
Charges For Service	-	-	-	-	-	-	-
All Other Revenue	-	-	-	-	-	-	-
Total Revenues	-	106,255	-	-	-	-	-
Full-Time Equivalents (FTEs)	-	-	-	-	-	-	-