

Crime Prevention Fund

Mission: Provide a continuum of evidence-based correctional services in our community, which promotes public safety and accountability while supporting positive behavior change, in an effort to reduce recidivism.

Chris Morales
Interim Director

700 S. Hydraulic St.
Wichita, KS 67211
316.660.7019

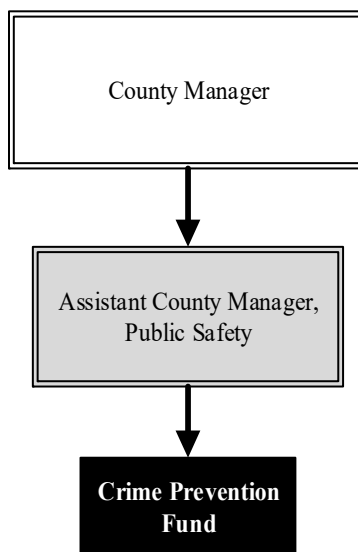
chris.morales@sedgwick.gov

Overview

The Sedgwick County Community Crime Prevention Fund utilizes current research to target grant dollars to programs demonstrating the greatest crime prevention impact. Programs serve youth assessed at moderate to high risk for offending as well as their families.

For fiscal year 2022, two programs received funding:

- Center for Behavioral & Academic Research (CBAR) - McAdams Academy - educational services for suspended/expelled students
- Mental Health Association - Promoting Alternative Thinking Strategies (PATHS) for Kids



Strategic Goals:

- Administer the Sedgwick County Community Crime Prevention Fund utilizing evidence-based research to achieve the greatest impact to youth involved in the juvenile justice system
- Utilize a community-wide focus to develop a comprehensive continuum of crime prevention and early intervention programs to address areas of need
- Positively impact juvenile offending and work toward reducing racial and ethnic disparity in the juvenile justice area

Highlights

- During State Fiscal Year 2021, Sedgwick County Crime Prevention programs served a total of 248 youth and achieved a 23.0 percent successful completion rate. Services in the programs were significantly impacted by the coronavirus disease (COVID-19) pandemic



Accomplishments and Strategic Results

Accomplishments

The Sedgwick County Crime Prevention Fund has been managed by the Department of Corrections since January 1, 2018. The Department of Corrections contracts with Wichita State University for an annual independent program evaluation of the funded programs.

Crime Prevention providers receive contact with the professional evaluator and were offered the opportunity to participate in the continuing legal education (CLE) conference in November 2021, and the Risk Need Responsivity Model (RNM) training in April 2022.

The Kansas Department of Corrections - Juvenile Services and the Sedgwick County Crime Prevention Fund supported secondary and tertiary programs that served 248 youth.

Strategic Results

Based on ongoing work with Dr. Delores Craig-Moreland, grant funds will continue to be directed to programming that achieves the greatest crime prevention impact. In the upcoming year, five total programs will receive crime prevention funding to address a continuum of services. The services being added include substance abuse treatment and sober housing, family therapy, and skill building/mentoring using a sports model.

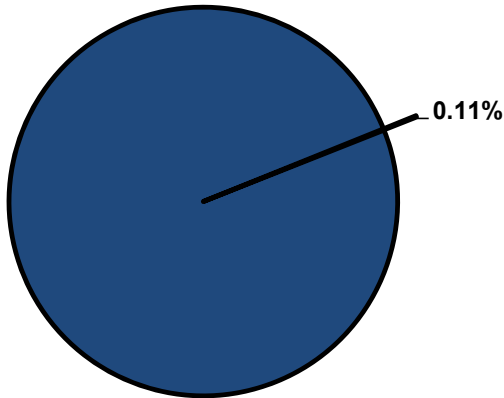


Significant Budget Adjustments

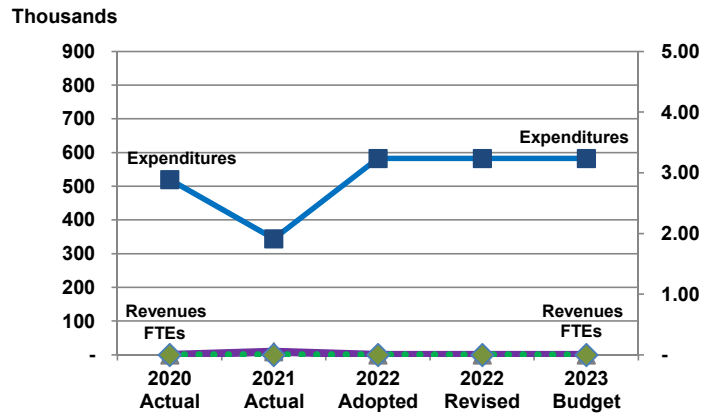
There are no significant adjustments to the Crime Prevention Fund's 2023 Recommended Budget.

Departmental Graphical Summary

Crime Prevention Fund
Percent of Total County Operating Budget



Expenditures, Program Revenue & FTEs
All Operating Funds



Budget Summary by Category

	2020 Actual	2021 Actual	2022 Adopted	2022 Revised	2023 Budget	Amount Chg '22 Rev.-'23	% Chg '22 Rev.-'23
Expenditures							
Personnel	-	-	-	-	-	-	-
Contractual Services	520,271	344,632	582,383	582,383	582,383	-	0.00%
Debt Service	-	-	-	-	-	-	-
Commodities	(470)	-	-	-	-	-	-
Capital Improvements	-	-	-	-	-	-	-
Capital Equipment	-	-	-	-	-	-	-
Interfund Transfers	-	-	-	-	-	-	-
Total Expenditures	519,801	344,632	582,383	582,383	582,383	-	0.00%
Revenues							
Tax Revenues	-	-	-	-	-	-	-
Licenses and Permits	-	-	-	-	-	-	-
Intergovernmental	-	-	-	-	-	-	-
Charges for Services	-	-	-	-	-	-	-
All Other Revenue	-	8,846	-	-	-	-	-
Total Revenues	-	8,846	-	-	-	-	-
Full-Time Equivalents (FTEs)							
Property Tax Funded	-	-	-	-	-	-	-
Non-Property Tax Funded	-	-	-	-	-	-	-
Total FTEs	-	-	-	-	-	-	-

Budget Summary by Fund

Fund	2020 Actual	2021 Actual	2022 Adopted	2022 Revised	2023 Budget	Amount Chg '22 Rev.-'23	% Chg '22 Rev.-'23
General Fund	519,801	344,632	582,383	582,383	582,383	-	0.00%
Total Expenditures	519,801	344,632	582,383	582,383	582,383	-	0.00%

Significant Budget Adjustments from Prior Year Revised Budget

Expenditures	Revenues	FTEs
--------------	----------	------

Total	-	-	-
-------	---	---	---

Budget Summary by Program

Program	Fund	2020 Actual	2021 Actual	2022 Adopted	2022 Revised	2023 Budget	% Chg '22 Rev.-'23	2023 FTEs
Crime Prevention Fund	110	519,801	344,632	582,383	582,383	582,383	0.00%	-
Total		519,801	344,632	582,383	582,383	582,383	0.00%	-