

# Community Programs

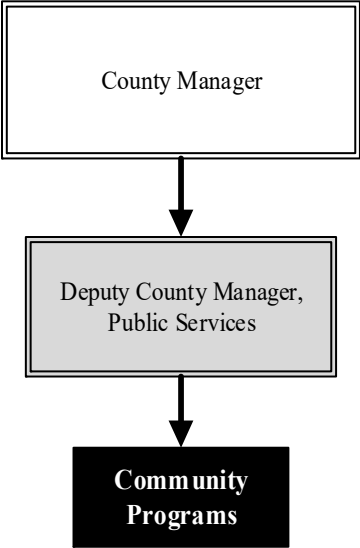
**Mission:** To enhance the quality of life in Sedgwick County by supporting cultural, entertainment, recreational, and related educational opportunities for citizens and visitors.

**Timothy V. Kaufman**  
Deputy County Manager  
100 N. Broadway St., Suite 630  
Wichita, KS 67202  
316.660.9393  
[tim.kaufman@sedgwick.gov](mailto:tim.kaufman@sedgwick.gov)

## Overview

Community Programs provides funding to local agencies for cultural and recreational activities that provide significant contributions to the community and the quality of life of its citizens.

Agencies that have received funding in the past include the Sedgwick County Fair Association, the Kansas African American Museum (TKAAM), The Arts Council, and the Wichita-Sedgwick County Historical Museum.



## Strategic Goals:

- Continue to fund agencies and events that enhance the quality of life of Sedgwick County citizens and to help attract families to the area

## Highlights

Community Programs Allocations			
	2022 Actual	2023 Revised	2024 Budget
Sedgwick County Fair	\$29,427	\$29,427	\$29,427
TKAAM	\$172,827	\$262,827	\$262,827
Wichita-Sedgwick Co. Historical Museum	\$90,218	\$90,218	\$90,218
Wichita Riverfest	\$10,000	\$10,000	\$10,000
The Arts Council	\$15,000	\$15,000	\$15,000
Total	\$317,472	\$407,472	\$407,472



# Accomplishments and Strategic Results

## Accomplishments

In 2022, Sedgwick County supported the Sedgwick County Fair Association, TKAAM, the Wichita-Sedgwick County Historical Museum, the Arts Council, and the Wichita Riverfest. These attractions are available to all citizens and guests of the community. Each of these nonprofit organizations is governed by an independent volunteer board in an effort to provide cultural enrichment opportunities in the community.

The Wichita Riverfest is an annual event featuring music, sporting events, traveling exhibits, cultural and historical activities, and water events focused on the Arkansas River. The nine-day party on the plains is attended by over 370,000 patrons each year.

The Sedgwick County Fair offers a variety of events, demonstrations, displays, and attractions for all ages. Attendance is anticipated to be 25,000-30,000, including vendors and guests, over the four-day event.

## Strategic Results

Community Programs continues to recognize the important role that nonprofit organizations play in providing experiences that enhance the quality of life for members of the community and help attract families to the area.

The Arts Council provides The Individual Artist and Arts in the Community grant programs to local artists and organizations. These grants provide support to local artists and encourage patronage of local arts and artists.

The Sedgwick County Fair offers free admission to four fun-filled days of activities and events each June at the fairgrounds located in Cheney, Kansas.

In 2024, TKAAM will continue to highlight various aspects of the social, political, and racial climate affecting the African American experience and culture.

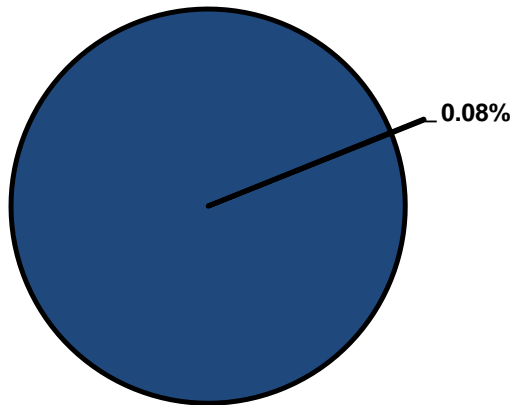


## Significant Budget Adjustments

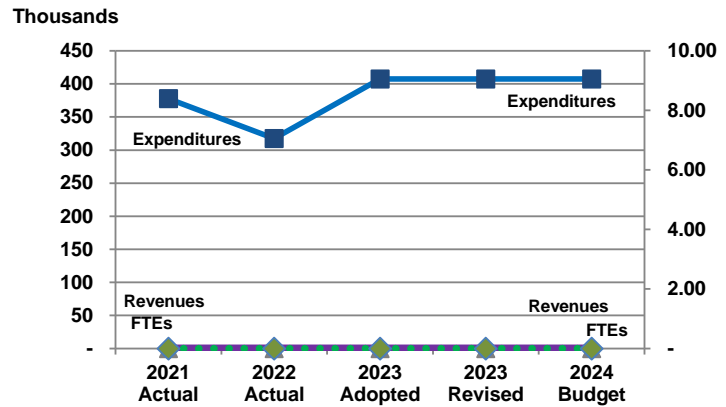
There are no significant adjustments to Community Programs' 2024 Recommended Budget.

## Departmental Graphical Summary

**Community Programs**  
Percent of Total County Operating Budget



**Expenditures, Program Revenue & FTEs**  
All Operating Funds



## Budget Summary by Category

	2021 Actual	2022 Actual	2023 Adopted	2023 Revised	2024 Budget	Amount Chg '23 Rev.-'24	% Chg '23 Rev.-'24
<b>Expenditures</b>							
Personnel	-	-	-	-	-	-	
Contractual Services	377,472	317,472	407,472	407,472	407,472	-	0.00%
Debt Service	-	-	-	-	-	-	
Commodities	-	-	-	-	-	-	
Capital Improvements	-	-	-	-	-	-	
Capital Equipment	-	-	-	-	-	-	
Interfund Transfers	-	-	-	-	-	-	
<b>Total Expenditures</b>	<b>377,472</b>	<b>317,472</b>	<b>407,472</b>	<b>407,472</b>	<b>407,472</b>	<b>-</b>	<b>0.00%</b>
<b>Revenues</b>							
Tax Revenues	-	-	-	-	-	-	
Licenses and Permits	-	-	-	-	-	-	
Intergovernmental	-	-	-	-	-	-	
Charges for Services	-	-	-	-	-	-	
All Other Revenue	-	-	-	-	-	-	
<b>Total Revenues</b>	<b>-</b>	<b>-</b>	<b>-</b>	<b>-</b>	<b>-</b>	<b>-</b>	
<b>Full-Time Equivalents (FTEs)</b>							
Property Tax Funded	-	-	-	-	-	-	
Non-Property Tax Funded	-	-	-	-	-	-	
<b>Total FTEs</b>	<b>-</b>	<b>-</b>	<b>-</b>	<b>-</b>	<b>-</b>	<b>-</b>	

## Budget Summary by Fund

	2021 Actual	2022 Actual	2023 Adopted	2023 Revised	2024 Budget	Amount Chg '23 Rev.-'24	% Chg '23 Rev.-'24
<b>Fund</b>							
General Fund	377,472	317,472	407,472	407,472	407,472	-	0.00%
<b>Total Expenditures</b>	<b>377,472</b>	<b>317,472</b>	<b>407,472</b>	<b>407,472</b>	<b>407,472</b>	<b>-</b>	<b>0.00%</b>

Significant Budget Adjustments from Prior Year Revised Budget

Expenditures      Revenues      FTEs

Total      -      -      -

Budget Summary by Program

Program	Fund	2021 Actual	2022 Actual	2023 Adopted	2023 Revised	2024 Budget	% Chg '23 Rev.-'24	2024 FTEs
Community Programs	110	377,472	317,472	407,472	407,472	407,472	0.00%	-
Total		377,472	317,472	407,472	407,472	407,472	0.00%	-