

SEDGWICK COUNTY EMS

# 2024 OPERATIONS



Prepared January 13, 2025

**VICTOR OKWO**

EMS Systems & Chief Data Officer

**KEVIN LANTERMAN**

EMS Chief





CONTENTS

Year On Year Comparison	1
2024 Lights & Sirens Call Response Time (P1 – P2)	1
2024 Emergency Call Response Time (P1 – P6)	1
2024 Highlights	2
90th Percentile Response Time All Emergency Calls	4
Ambulance Response Time Emergency Calls	4
2024 Call Volume by City	5
2024 Emergency Call Location Density	5
Annual Call Volume	6
2024 Total Call Volume by Month	6
2024 Total Calls by Day of the Week	6
2024 Total Call Volume by Hour	7
Call & Patient Trends by Month	7
2024 Demand vs. Supply	8
Call Volume vs. Unit Hour Production by Hour of Day	8
Response Unit Hour Utilization (UHUR)	8
2024 Unit on Duty %	8
Separations By Year	9
Separations By Year	9
Involuntary By Year	9
Voluntary By Year	9
Full-Time Field Staff Turnover by Tenure Group	10
Full-Time Field Staff Turnover by Reason	10
Full-Time Field Staff Turnover by Position	10
2024 Top Dispatch Reason	11
2024 Costs	12
2024 Total Revenue Breakdown	12

2023 Expenditure Breakdown	12
2024 Bike Team Events	13
2024 Stand-By Events	16
208 Standby Events for 2024	16
College Hill	16
2024 Public Relations Events	17
Public Relations Events per Month	17
Public Relations Event Types	17
Estimated Attendance by Event	18
Attendance By Age Group and Event Type	18
Employee Hours by Event	18
2024 Honor Guard Events	19
Honor Guard Events per Month	19
Event Breakdown	20
Coordination with Allied Agencies	20
First Responder Deaths	20
Honor Guard Staffing Hours	20
2024 Ambulance Riders	21

YEAR ON YEAR COMPARISON

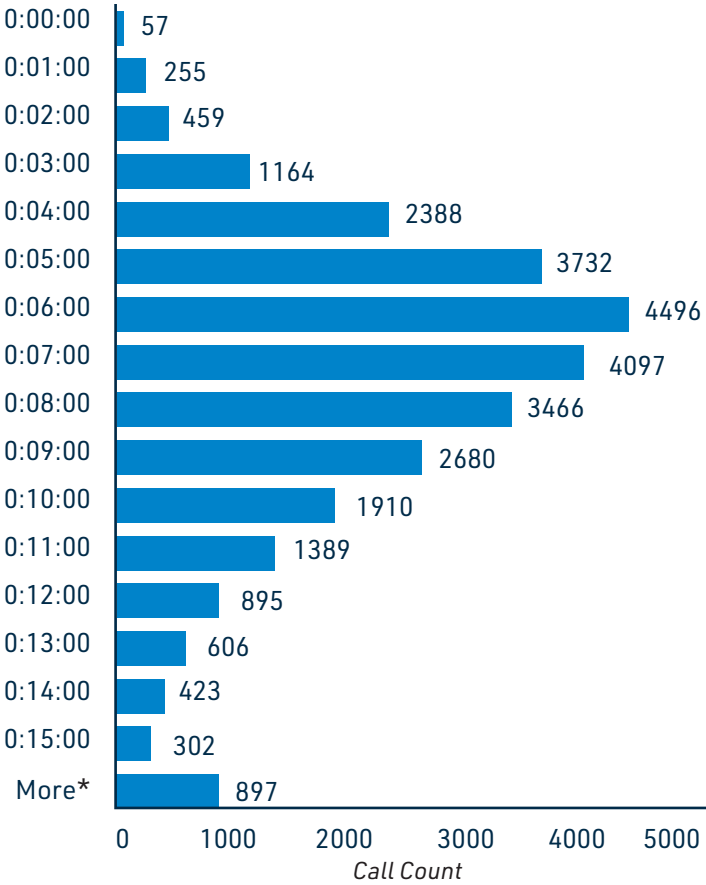
	2023	2024
Calls (Dispatches)	68,085	71,604
Emergency	61,900	65,216
Non-Emergency	6,211	6,395
Calls with Patients (valid calls)	60,741	63,102
Transport	44,366	46,437
Calls/Day	187 (avg)	196 (avg)
Calls/Month	5,674 (avg)	5,967 (avg)
P1-2 count	28,495	29,940
P7 count	2,412	2,945
P8 count	4,453	5,427
P9 count	160	30
RT: P1 – P2	7:00 (avg), 11:38 (90th %)	7:05 (avg), 11:45 (90th %)
RT: P1 – P6	7:40 (avg), 12:56 (90th %)	7:45 (avg), 13:03 (90th %)
Scheduled UH	140,160	149,328.0
Produced UH	128,735.5	136,168.0
CRV Calls	186	212
CRV calls (P1 & P2)	67	64
ICT-1 calls	1046	820
ICT-1 calls with Patients	415	374
CRV RT (All)	5:59 (avg), 11:16 (90th%)	6:26 (avg), 11:33 (90th%)
CRV RT (P1 & P2)	5:23 (avg), 09:44 (90th%)	6:50 (avg), 11:53 (90th%)

UH = Unit Hours  
RT = Response Time  
CRV = Community Response Vehicle  
ICT = Integrated Care Team

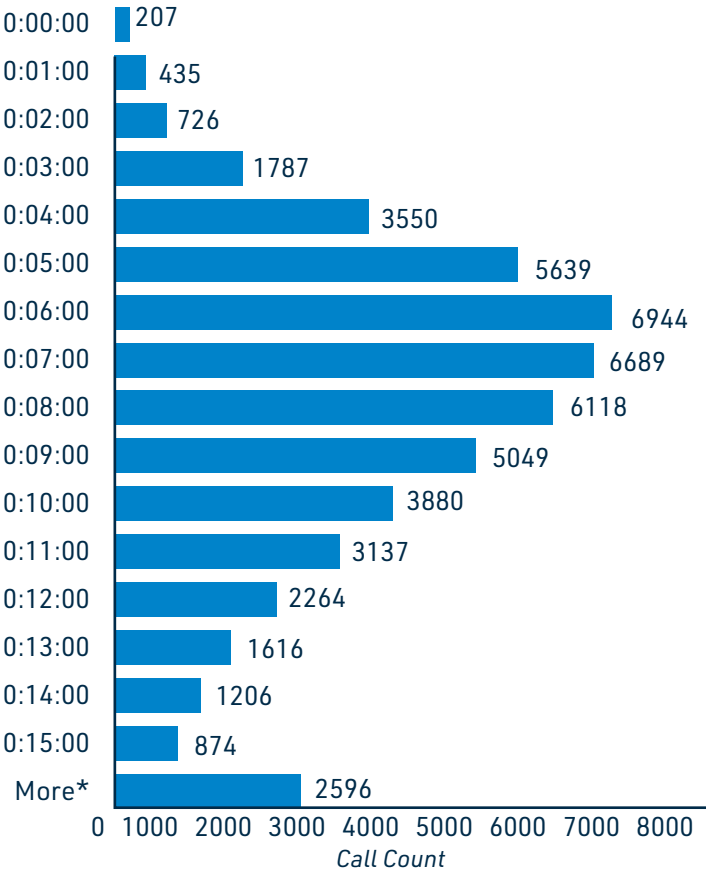
P1-P2 = Emergency, lights & sirens response  
P3-P6 = Emergency, no lights & sirens response  
P7 = Emergency interfacility transfer  
P8 = Non-emergency interfacility transfer  
P9 = Specialty care interfacility transfer

\*"More" includes times where units stand-off due to scene safety

2024 LIGHTS & SIRENS CALL RESPONSE TIME (P1 – P2)



2024 EMERGENCY CALL RESPONSE TIME (P1 – P6)





2024 HIGHLIGHTS



PROMOTION CEREMONY

COMMUNITY HANDS ONLY CPR EVENT

SGCO SUPERVISOR TRAINING SERIES GRADUATION



BREAST CANCER AWARENESS T SHIRT AND DONATION TO VICTORY IN THE VALLEY

DMSU TRAINING WITH SCHC

WINGAPALOOZA

2024	January	February	March	April	May	June	July	August	September	October	November	December
------	---------	----------	-------	-------	-----	------	------	--------	-----------	---------	----------	----------



HCC PARAMEDIC GRADUATION-E2P

EMS WEEK PICNIC



RIVERFEST



CARDIAC SURVIVOR MEET AND GREET

SHELIA KING KEMSA SUPPORT PERSON OF THE YEAR AWARD



PROMOTION CEREMONY

PARAMEDIC GRADUATION COWLEY COLLEGE

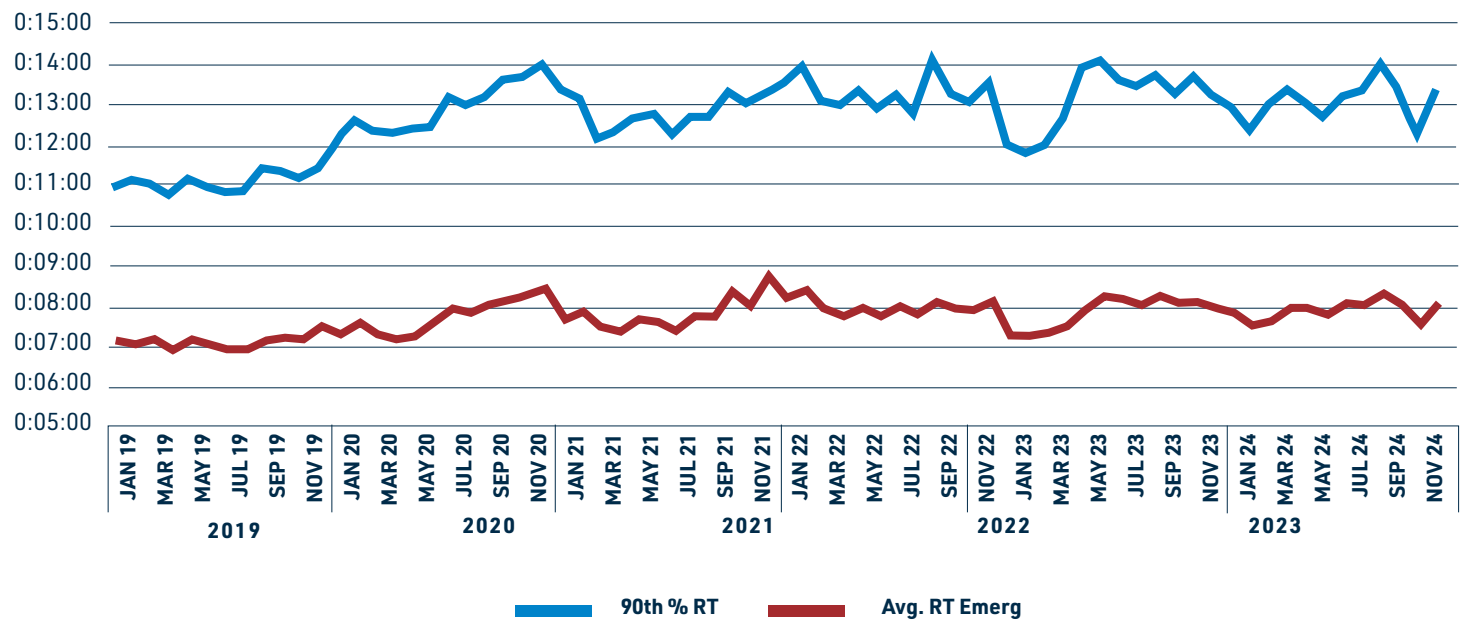




Priority 1 & 2 calls were **46%** of emergency calls in 2024.



90TH PERCENTILE RESPONSE TIME ALL EMERGENCY CALLS



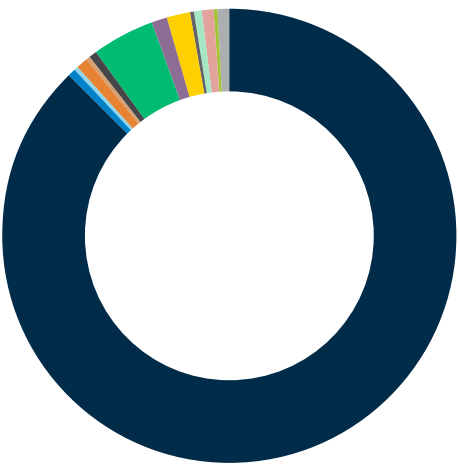
AMBULANCE RESPONSE TIME EMERGENCY CALLS

	Average	90th%		Average	90th%
Andale	0:16:21	0:21:51	Park City	0:07:31	0:12:08
Bel Aire	0:09:18	0:13:50	Sedgwick County	0:15:15	0:20:18
Cheney*	0:18:15	0:27:34	Valley Center	0:10:24	0:16:36
Clearwater*	0:16:00	0:23:16	Wichita	0:07:29	0:12:25
Colwich	0:12:01	0:17:28	*Does not include RT of ALS first response unit, i.e., CRV		
Derby	0:08:05	0:13:48			
Garden Plain	0:13:07	0:19:36	CRV Response Time	Average	90th%
Goddard	0:09:02	0:15:36	Clearwater	0:04:53	0:09:17
Haysville	0:09:03	0:14:37	Cheney	0:05:58	0:10:00
Kechi	0:09:24	0:12:51			
Maize	0:08:21	0:14:27			

Emergency calls **increased 5.2%** in 2024.



2024 CALL VOLUME BY CITY

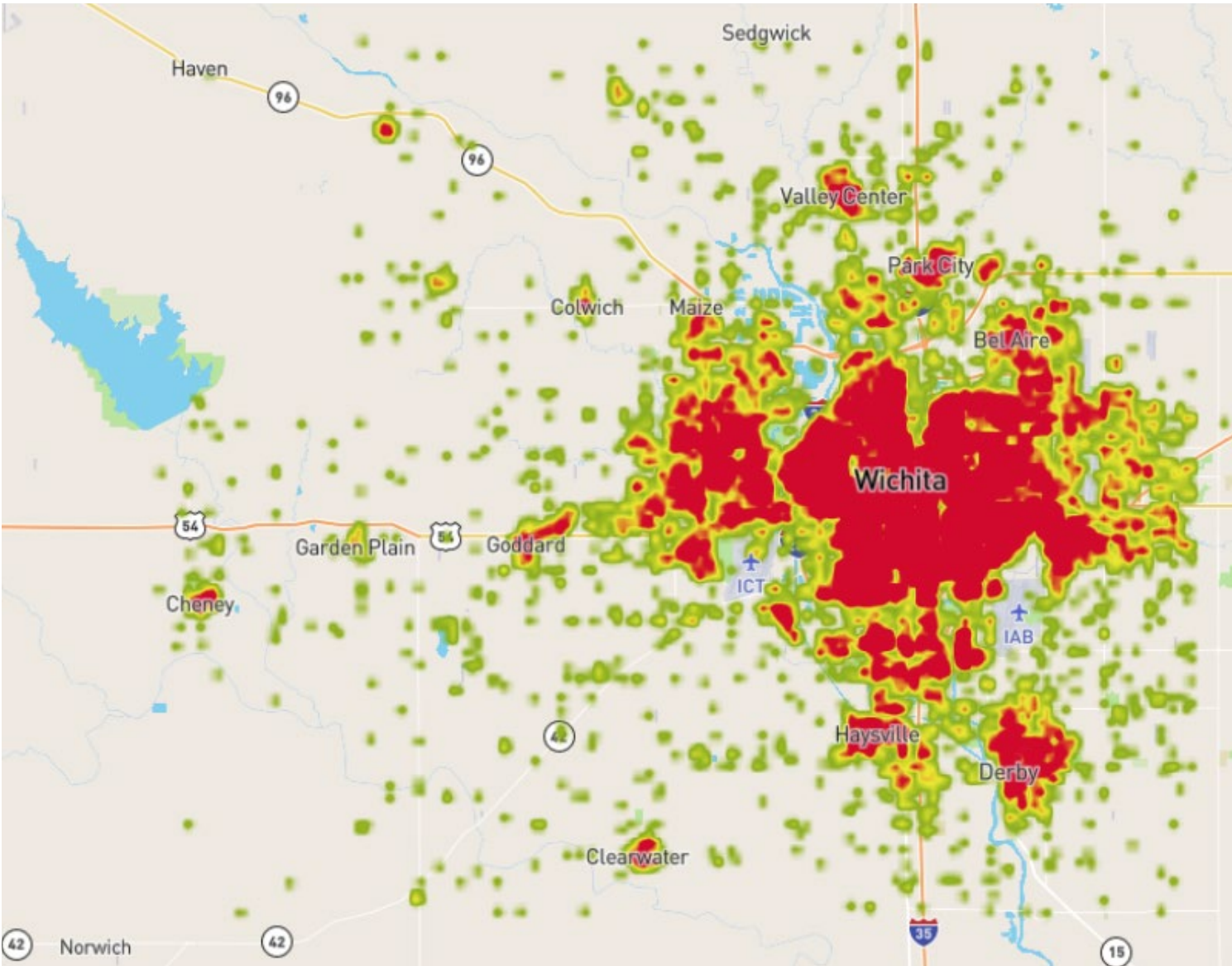


	Calls	%		Calls	%
Wichita	62,747	87.63%	Garden Plain	102	0.14%
Others	466	0.65%	Goddard	689	0.96%
Andale	63	0.09%	Haysville	1,329	1.86%
Bel Aire	655	0.91%	Kechi	112	0.16%
Clearwater	357	0.50%	Maize	484	0.68%
Cheney	210	0.29%	Park City	600	0.84%
Colwich	110	0.15%	Sedgwick	74	0.10%
Derby	3,049	4.26%	Valley Center	557	0.78%



Call Volume **increased 5%** in 2024

2024 EMERGENCY CALL LOCATION DENSITY





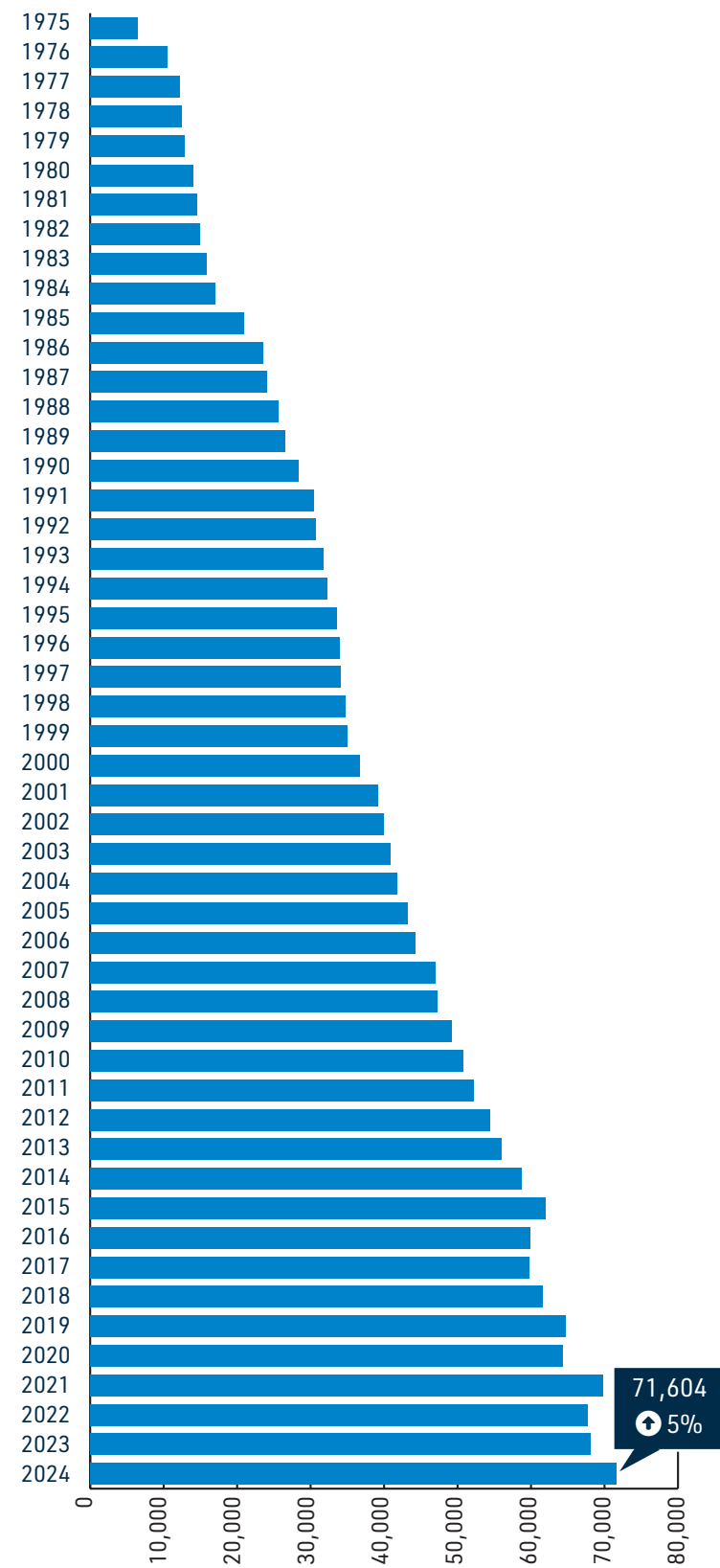


Highest call day:  
256 (6/24/24)

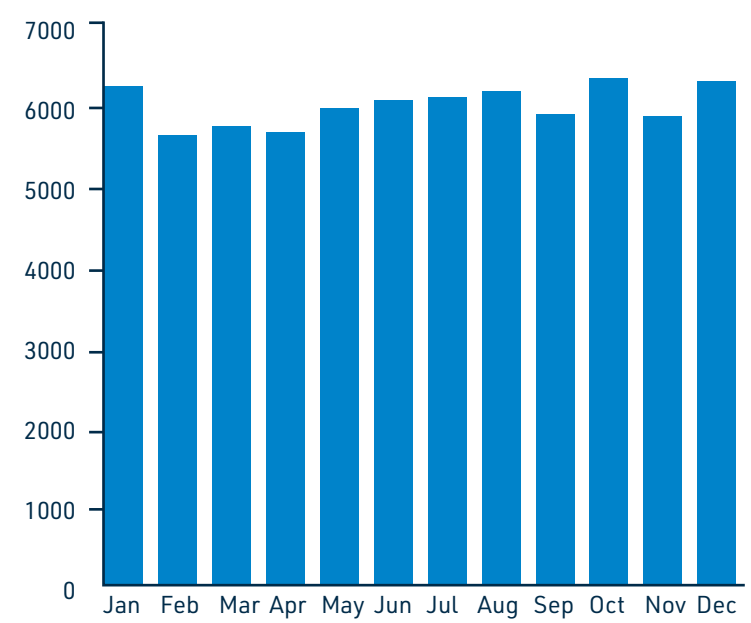


Lowest call day: 146  
(11/17/24)

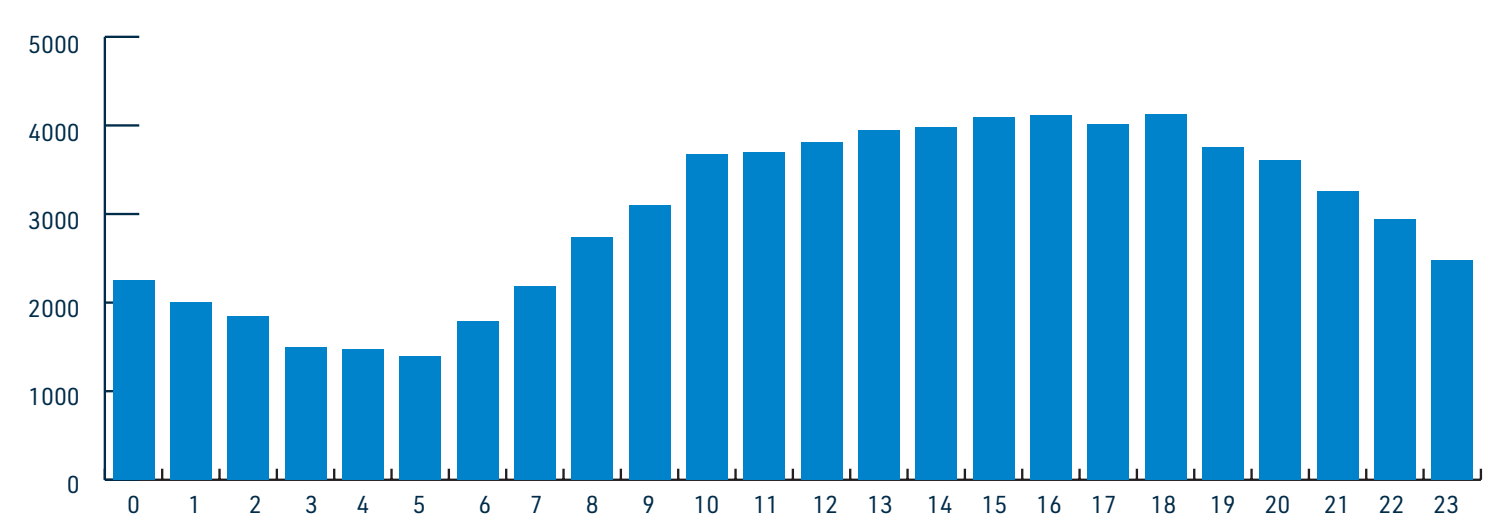
ANNUAL CALL VOLUME



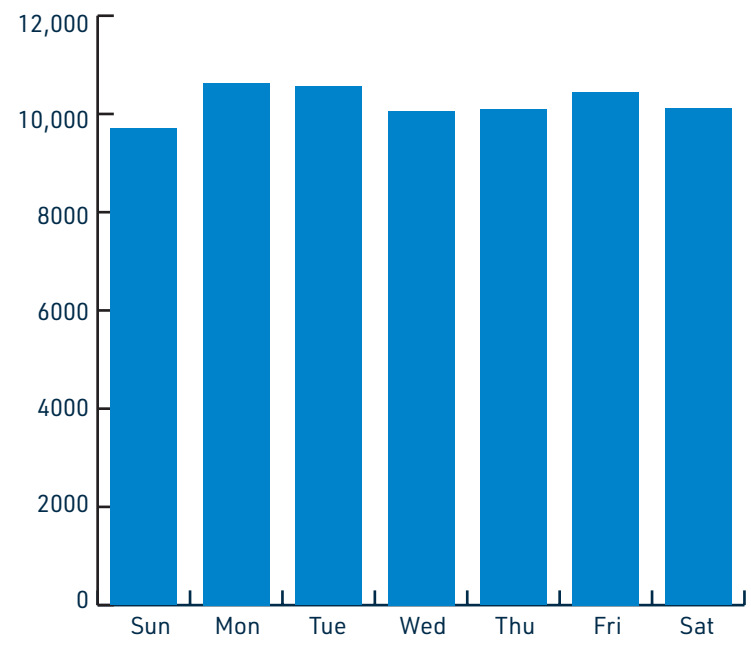
2024 TOTAL CALL VOLUME BY MONTH



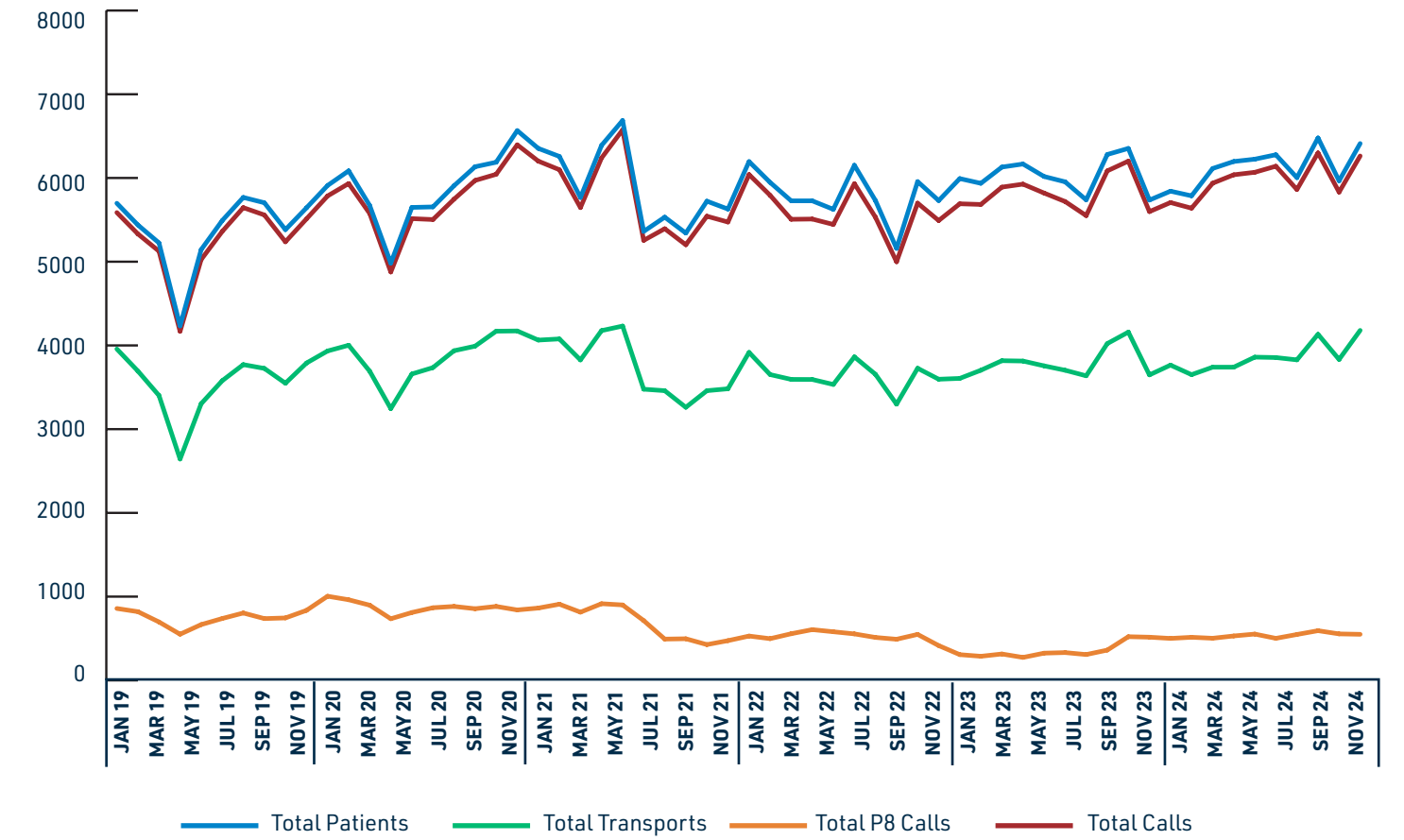
2024 TOTAL CALL VOLUME BY HOUR



2024 TOTAL CALLS BY DAY OF THE WEEK

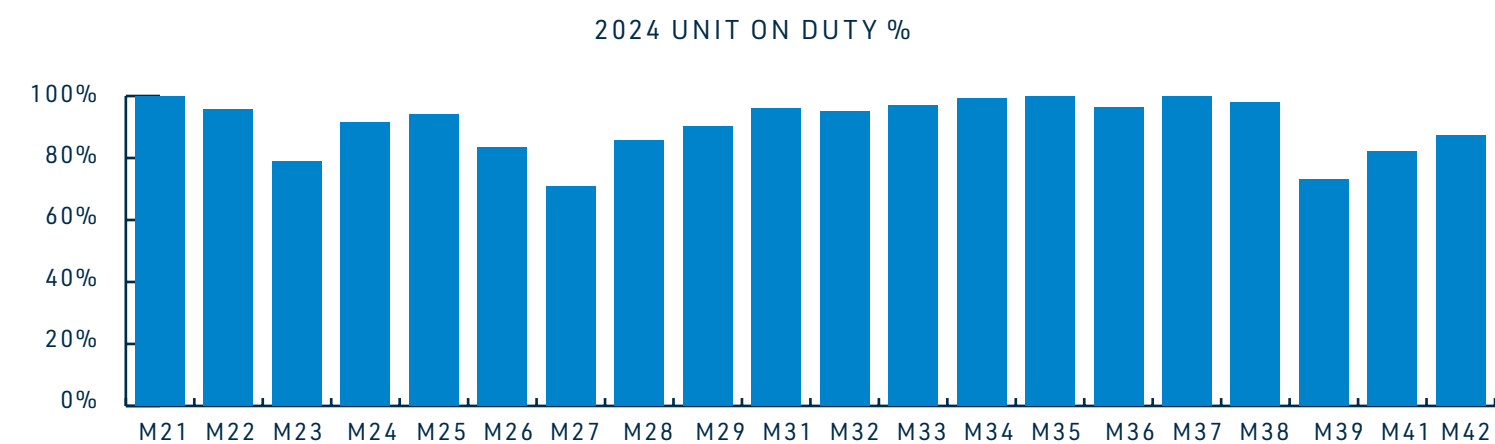
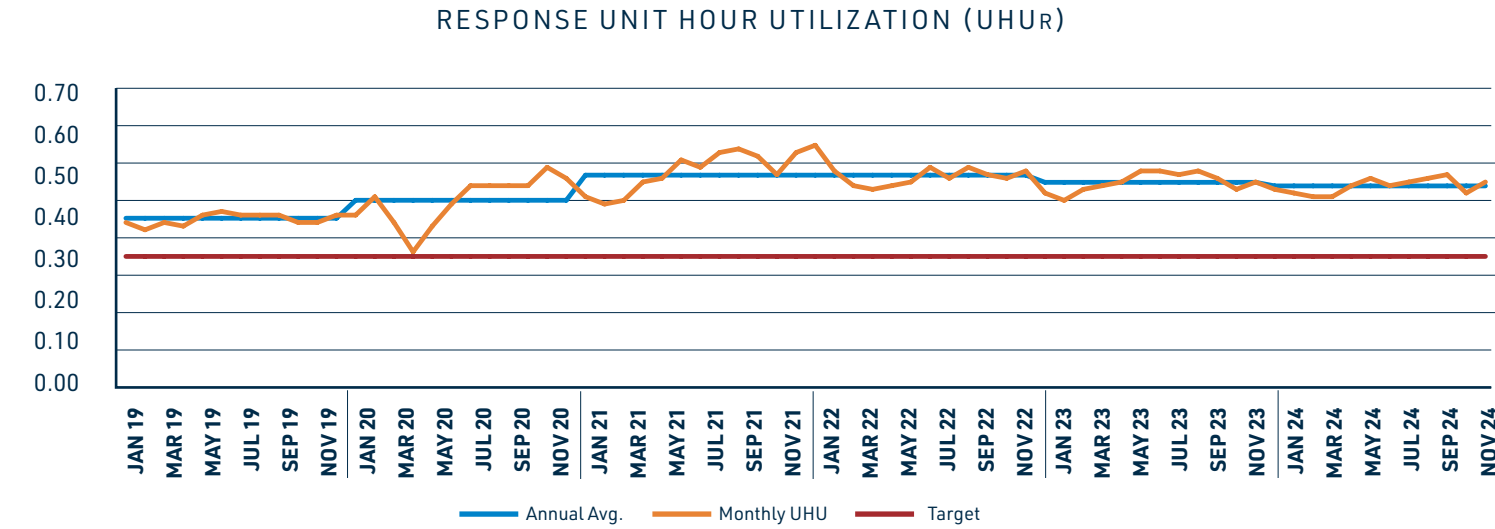
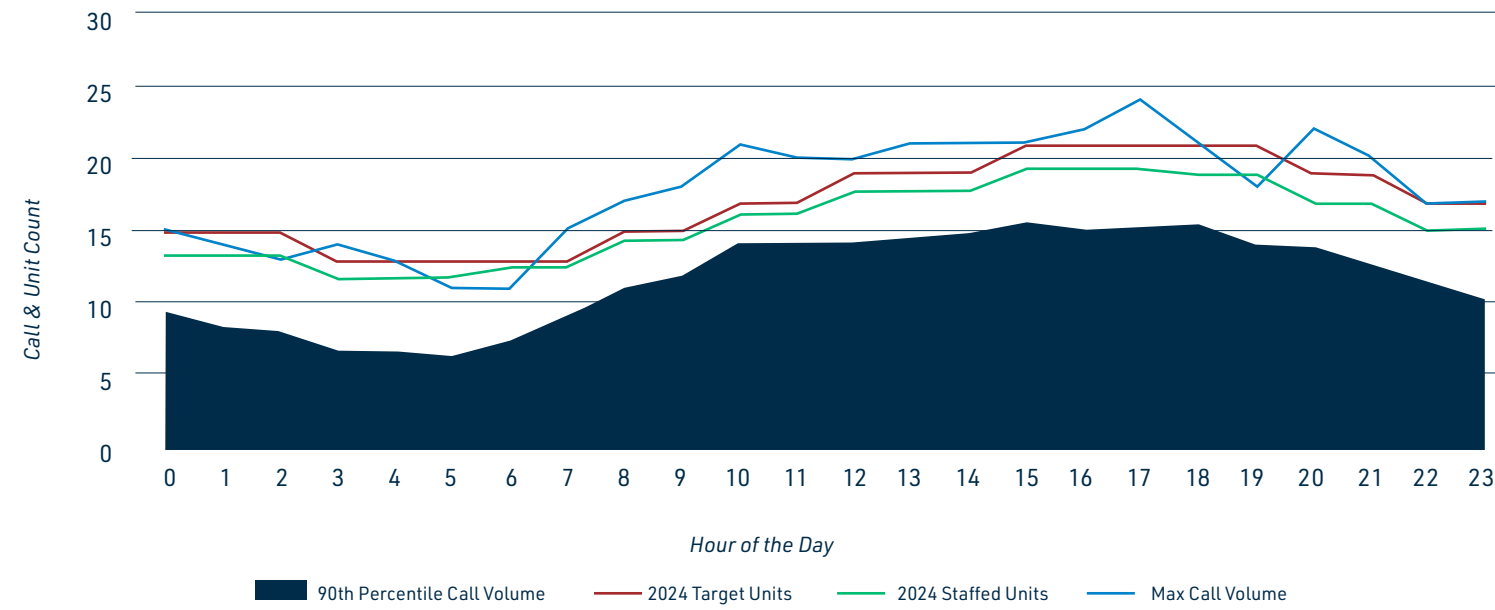


CALL & PATIENT TRENDS BY MONTH

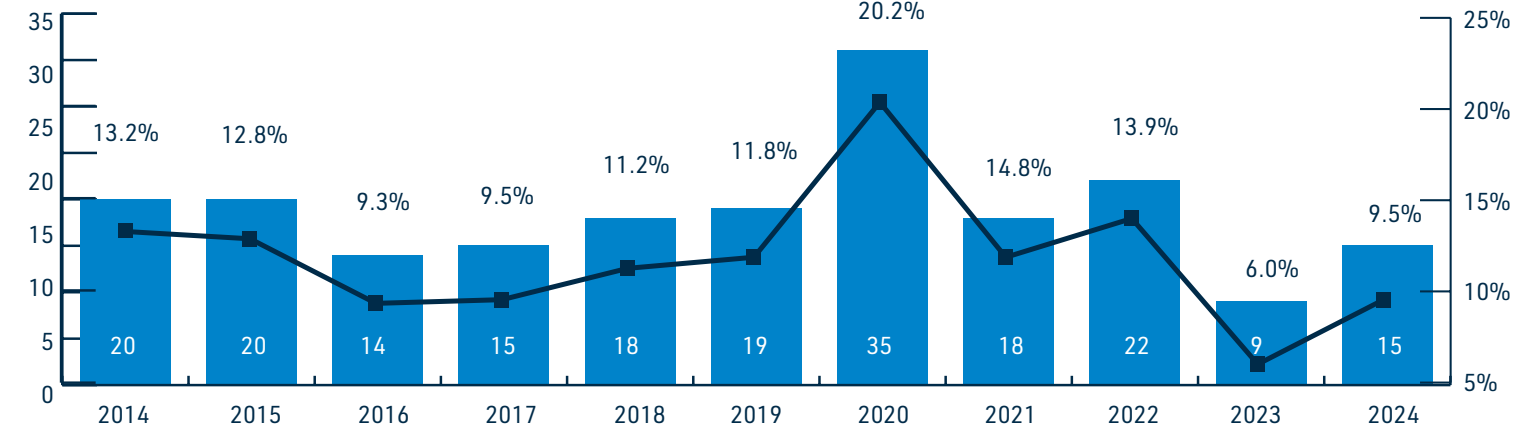




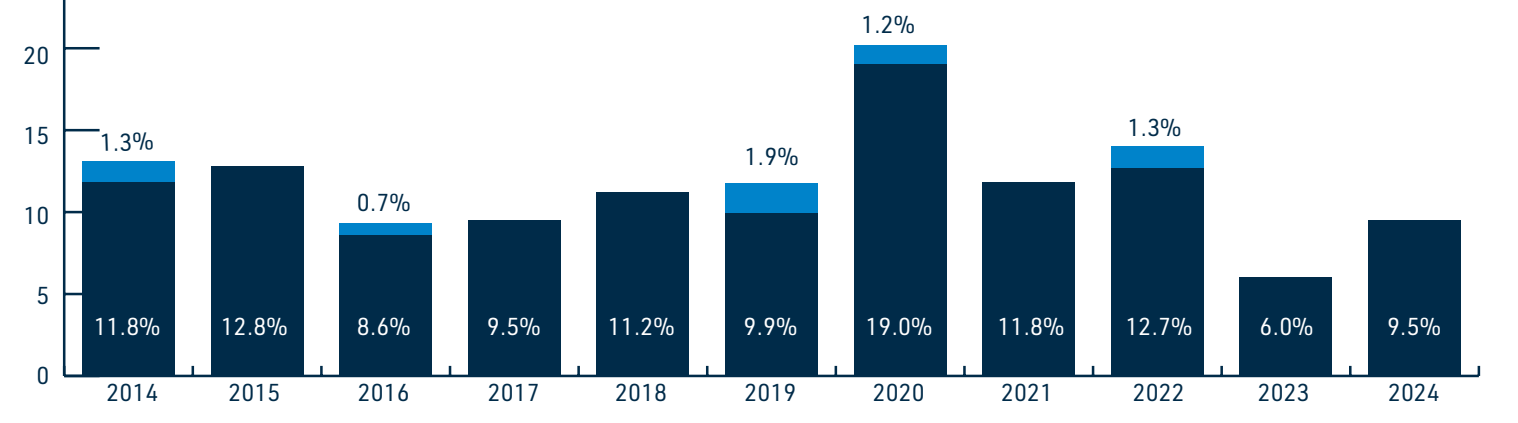
2024 DEMAND VS. SUPPLY  
CALL VOLUME VS. UNIT HOUR PRODUCTION BY HOUR OF DAY



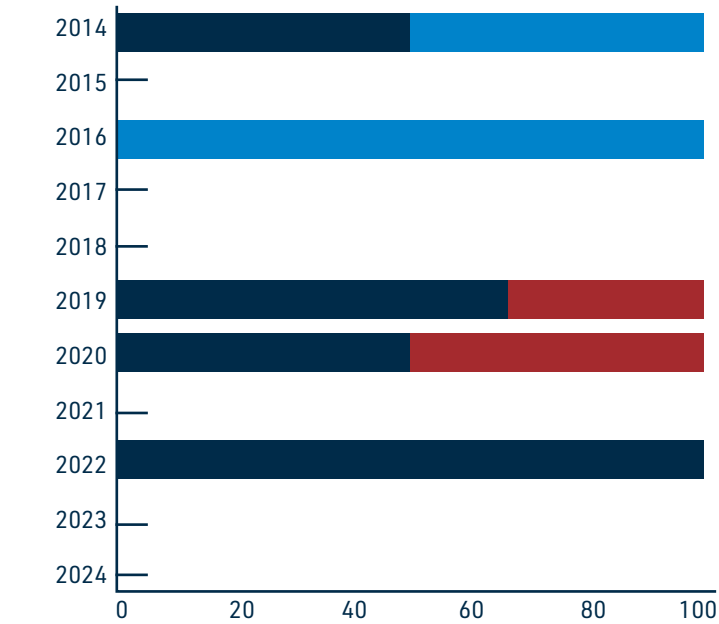
SEPARATIONS BY YEAR  
Total Separations Turnover Rate



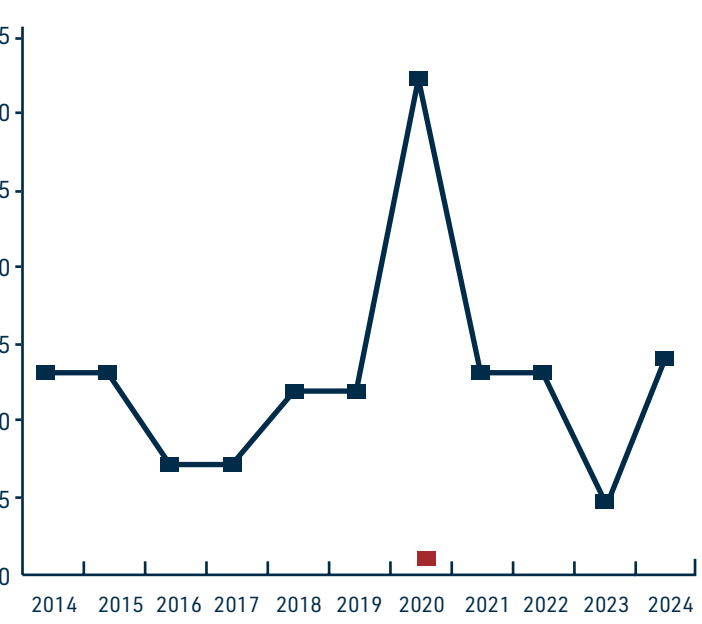
SEPARATIONS BY YEAR  
Voluntary Turnover Rate Involuntary Turnover Rate



INVOLUNTARY BY YEAR  
Discharged Disability Discharged - Ineligible Rehire

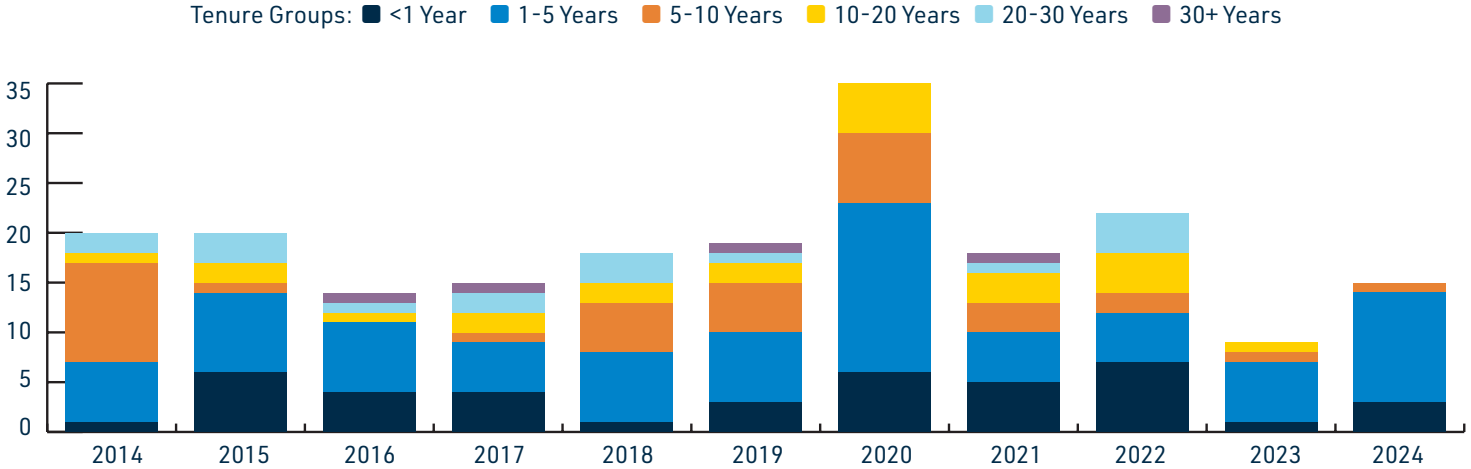


VOLUNTARY BY YEAR  
Resigned Resigned - Ineligible Rehire

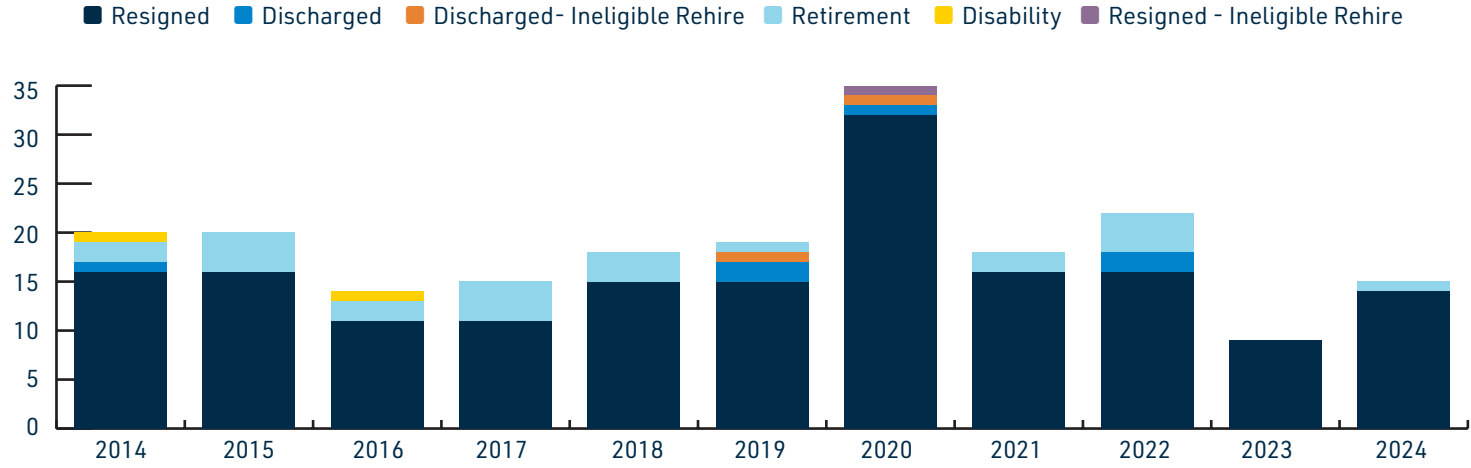




FULL-TIME FIELD STAFF TURNOVER BY TENURE GROUP



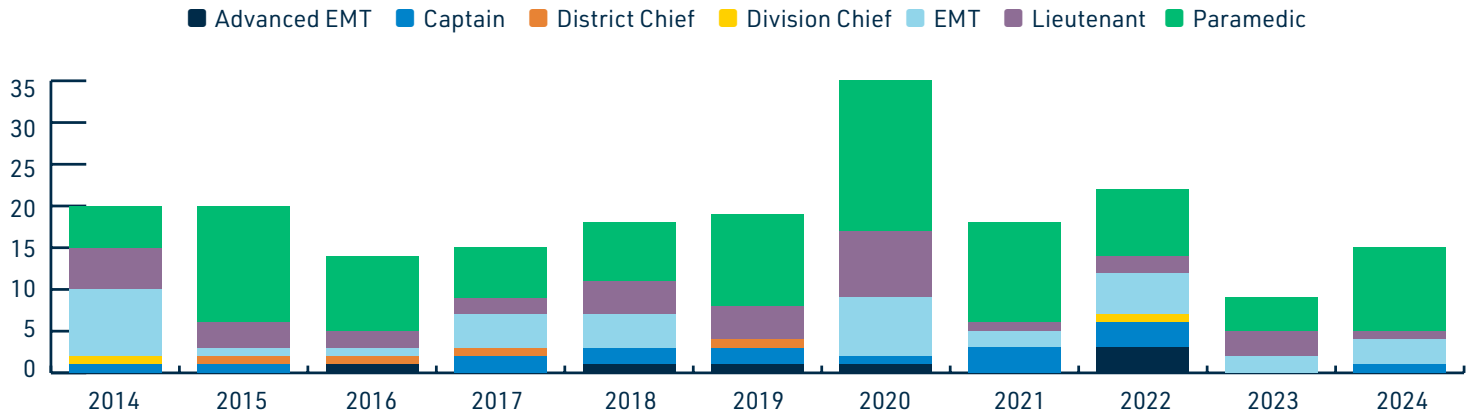
FULL-TIME FIELD STAFF TURNOVER BY REASON



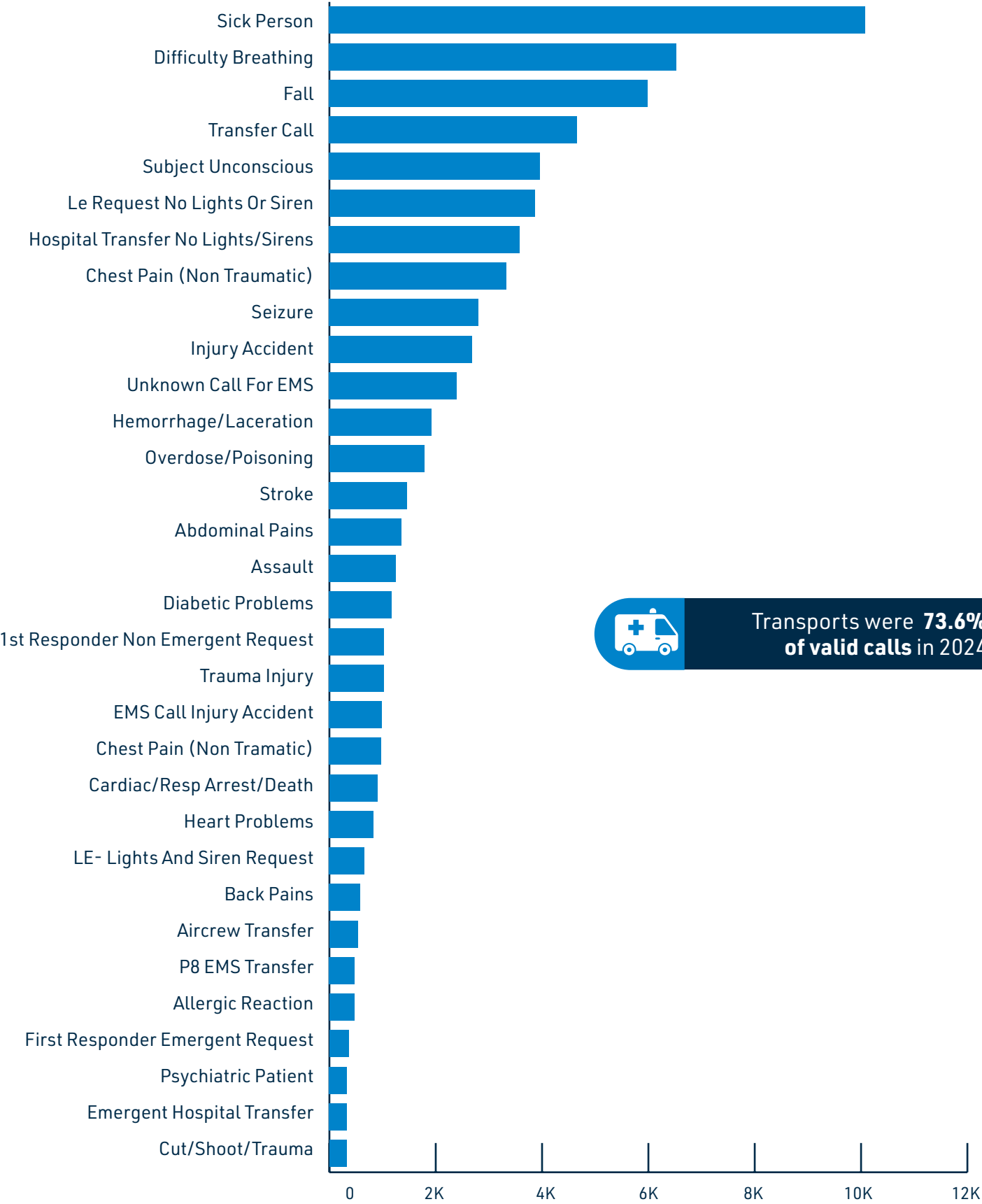
SCEMS produced **91.2% of scheduled unit hours in 2024** vs 91.8% in 2023.



FULL-TIME FIELD STAFF TURNOVER BY POSITION



2024 TOP DISPATCH REASON



Transports were **73.6% of valid calls** in 2024



2024 COSTS

Fuel Quantity (Gallons Used)	199,627	Cost per Gallon	\$2.53
Fuel Quantity (Ambulance)	190,335	Cost per Mile	\$0.44
Fuel Quantity (Support Vehicle)	9,292	Miles per Gallon	5.7
Fuel Cost(\$)	\$505,743.68	Miles Driven (Ambulance)	1,059,353
Fuel Cost(\$)(Ambulance)	\$485,862.11	Miles Driven (Support Vehicle)	82,386
Fuel Cost(\$)(Support Vehicle)	\$19,881.57		

2024 BIKE TEAM EVENTS

TOUR DE WICHITA

4.28.2024  
Est. 500 citizens  
Benefit for Diabetes  
• Downtown walk  
• Urban bike ride  
• After party  
Staffed  
• 3 Bike Teams  
• Medical Branch  
No patients



RIVERFEST

5.31.24 - 6.8.24  
Unified command established with WPD  
Staffed  
• 4 Bike Teams  
• 2 UTV Teams  
• Medical Branch  
5.31.24  
• 2 Green Refusals  
• 1 Yellow Transport  
• 1 assist a citizen summoned by LE



PRAIRIE FIRE HALF MARATHON

5.5.2024  
Half Marathon (7000 runners)  
• 13th and McClean to Douglas and Edgemoor  
Staffed  
• 2 Bike Teams  
• 2 UTV Team (single provider)  
• Medical Branch  
No patients



6.1.24  
• 1 Mitigated  
• 3 Green Refusals AMA  
• 2 Yellow Refusals AMA  
• 3 Yellow Transports  
• 1 Green transport



6.2.24  
No Patients  
6.3.24  
• 1 Triage Green  
• 1 Green Transport

6.4.24  
• 2 Mitigated  
• 1 request for EMS while sheltering in Century II during the storm.

6.5.24  
• 1 Yellow Transport  
• 3 Green Refusals AMA  
• 4 Mitigated

6.6.24  
• 1 Green Refusal AMA  
• 3 Mitigated

6.7.24  
• 3 Mitigated

6.8.24  
• 6 Assists  
• 3 Green Refusals AMA  
• 1 Yellow Transport

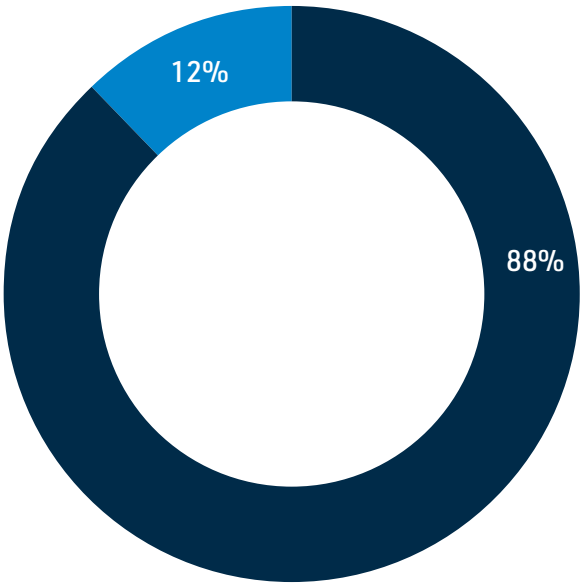


OPEN STREETS NOMAR

5.5.2024  
Closed 21st Street from Broadway to Hood  
Est. 6,000 in attendance  
Staffed  
• 2 Bike Team  
• 2 UTV team (single provider)  
• Medical Branch  
1 Yellow Refusal

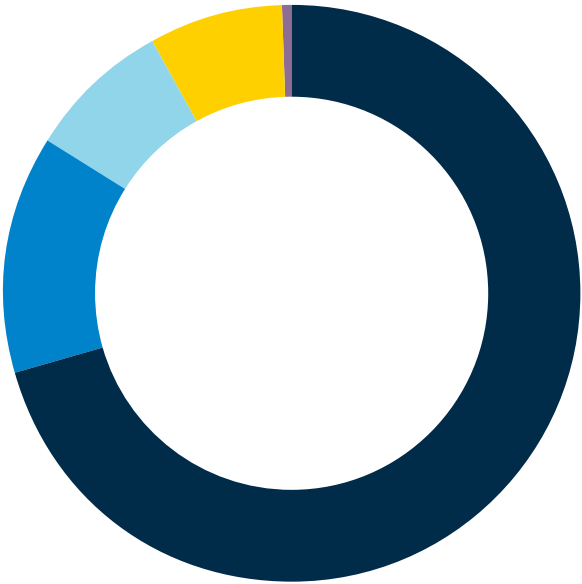


2024 TOTAL REVENUE BREAKDOWN



Charges for Services	\$21,562,876
Tax Revenues	\$2,968,203
<b>TOTAL:</b>	<b>\$24,531,079.00</b>

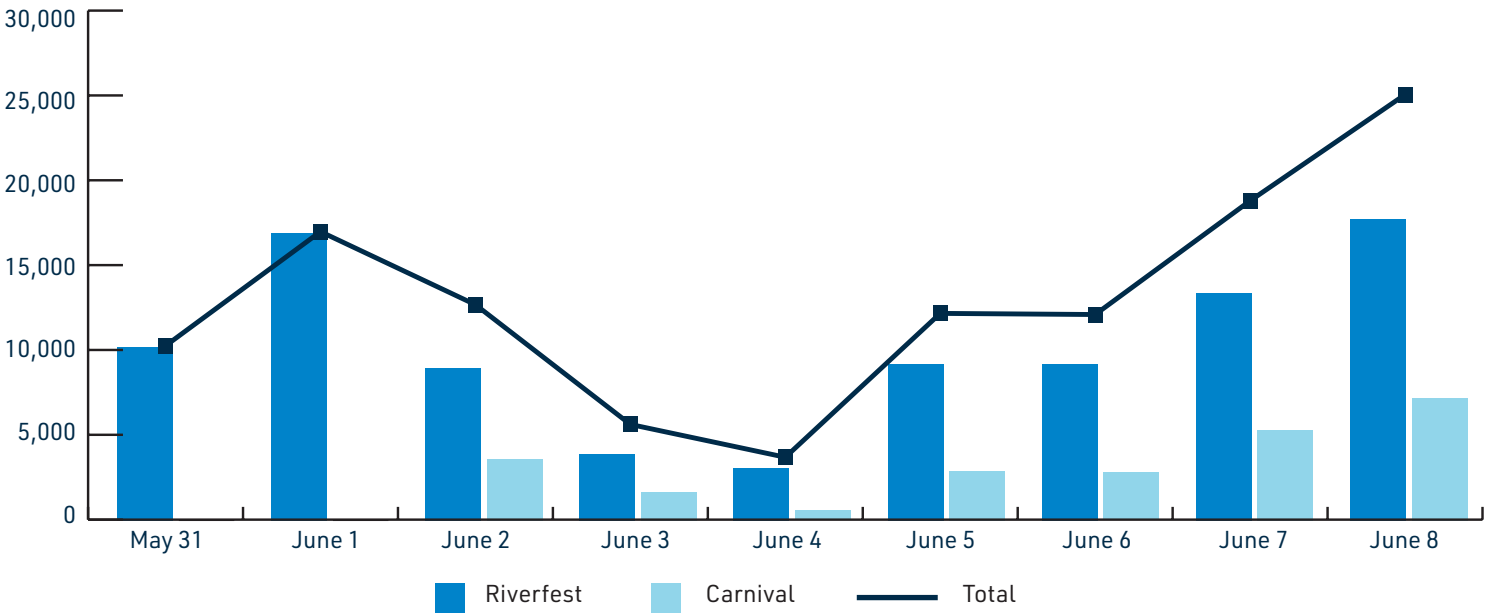
2024 EXPENDITURE BREAKDOWN



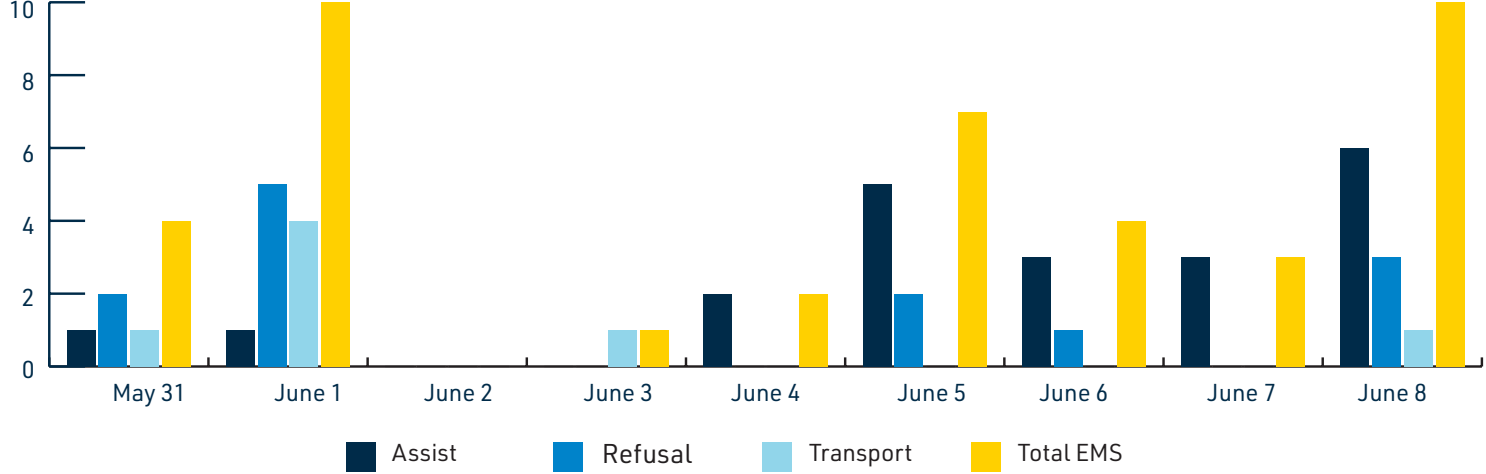
Personnel	\$17,367,172
Contractuals	\$3,268,925
Commodities	\$1,966,568
Capital Projects	\$1,838,995
Interfund Transfers	\$88,419
<b>TOTAL:</b>	<b>\$24,531,079.00</b>



RIVERFEST ATTENDANCE



RIVERFEST CALL VOLUME



RIVERRUN

6.1.24  
5K, 10K or fun run  
• 900 runners in 5K and 10K  
• Est. 1000 spectators  
2 Bike Teams  
No patients



AUTOMOBILIA MOONLIGHT CAR SHOW

8.3.2024  
Staffed  
• 1 Bike Team  
• 1 UTV Team  
2 Patients  
• 1 Transport  
Complicating factors  
• Crowd was too dense for even bikes to make their way through



ELSEWHERE FESTIVAL

6.21.24 - 6.22.24  
Music Concert at 5 venues in downtown Wichita  
Anticipated 50,000 people in attendance  
6.21.24 Staffed  
• Medical Branch  
• 1 Bike Team  
• 2 UTV  
6.22.24 Staffed  
• Medical Branch  
• 1 Bike Team  
• 2 UTV Teams  
6.21.24  
• 2 Refusals  
• 2 Transports  
6.22.24  
• No Patients



AIRSHOW

8.24.24 - 8.25.24  
Hosted by McConnell Air Force Base  
Staffed with DMSU and Bike Team  
8.24.24 - 17 Patients  
• 2 Red  
• 13 Yellow  
• 2 Green  
• 15 Transported  
• 2 Refusals  
8.25.24 - Cancelled prior to doors opening due to storm damage  
• Standby for crews, no patients



LAW CAMP

6.25.2024-6.27.2024  
Hosted by Sheriff's Office  
Staffed with DMSU  
• 3 providers and an UTV  
O.J. Watson Park  
6.25.24- 6.27.24  
No patients



ZOOBILEE

9.7.24  
Benefit for Sedgwick County Zoo  
Staffed  
• Medical Branch  
• 3 Bike Teams  
• 1 UTV  
3 Patient Refusals  
• No Transports





OPEN  
STREETS DOUGLAS

- 10.13.2024
- 4.5 miles of Douglas
- Staffed
- Medical Branch
  - 3 Bike Teams
  - 2 UTV
  - No patients seen



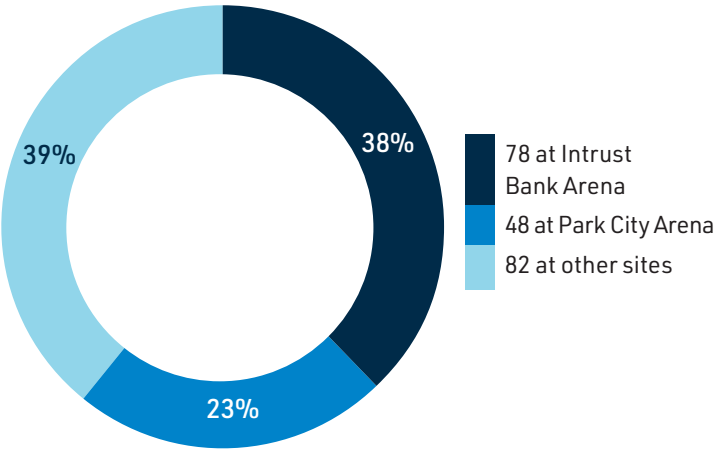
PRAIRIE FIRE  
MARATHON

- 10.13.2024
- Marathon loop,  
13th and McLean
- Staffed
- 4 Bike Teams - Staggered staffing (dropped 2 teams at noon)
  - 2 UTV Team (single provider)
  - Medical Branch
- 2 Patient Refusals



2024 STAND-BY EVENTS

208 STANDBY EVENTS FOR 2024



COLLEGE HILL

- 10.31.24
- Requested by WPD to assist with trick-or-treating
- Exp. 10,000 people
- Staffed
- 1 Bike Team
- No Patients
- 3 lost juveniles that BT assisted in locating

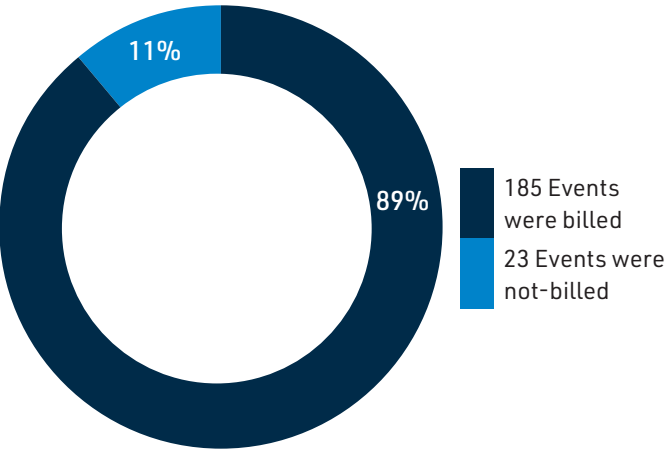


TURKEY TROT

- 11.23.24
- Staffed
- 3 Bike Teams
  - 2 UTV
  - Medical Branch
- 2 Patient Refusals

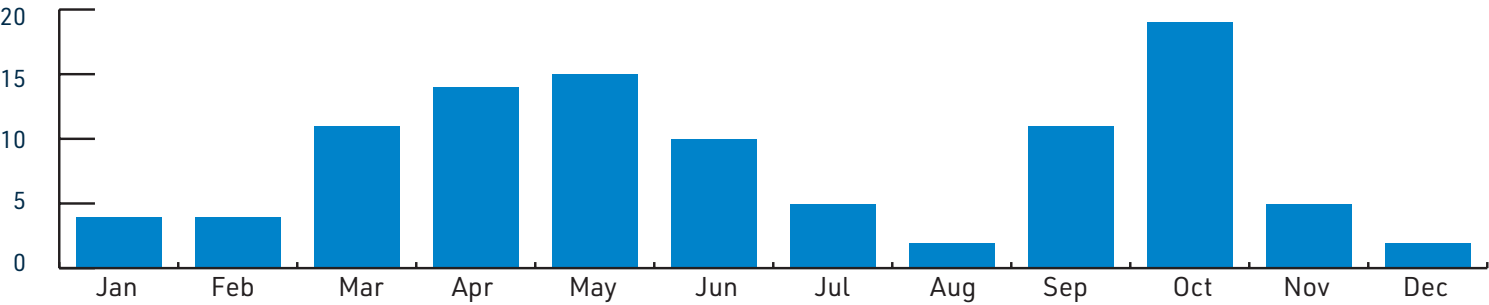


185 BILLABLE EVENTS IN 2024



2024 PUBLIC RELATIONS EVENTS

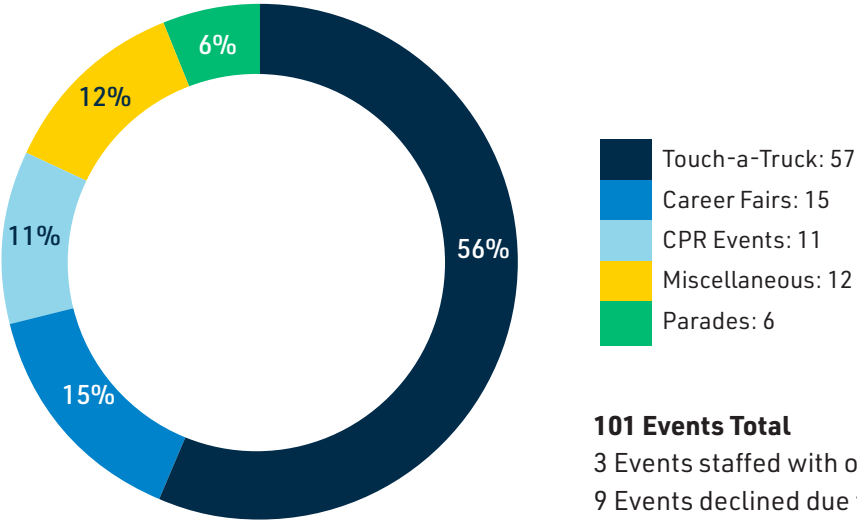
PUBLIC RELATIONS EVENTS PER MONTH



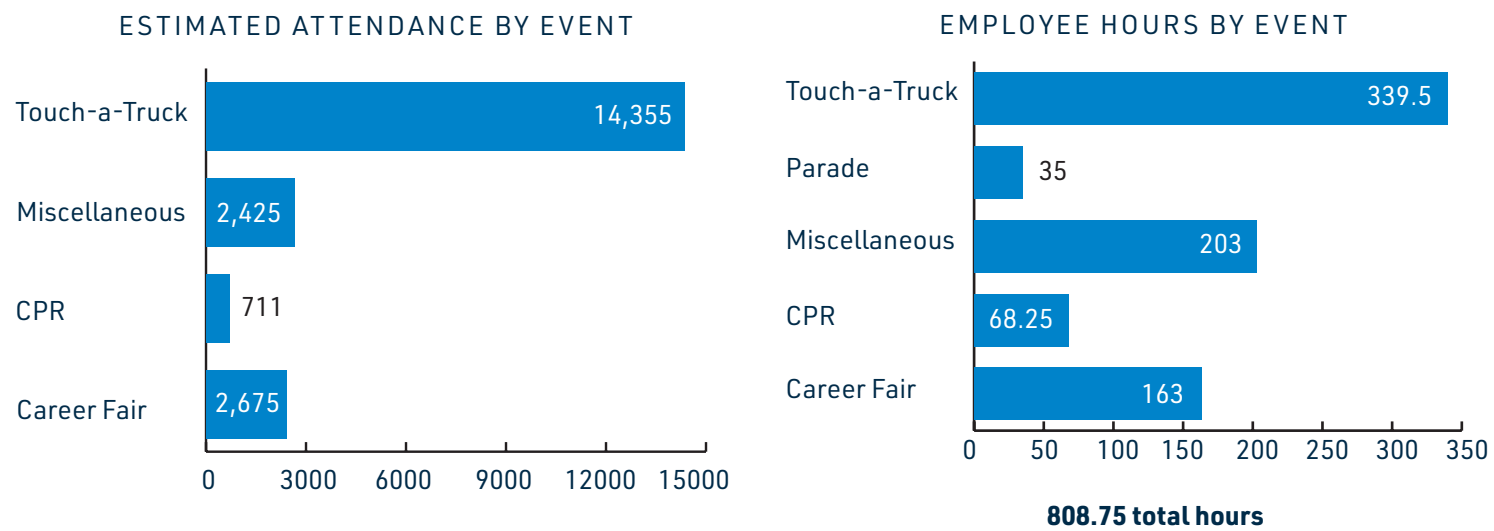
SCEMS was present at **101 events in 2024**, compared to 126 in 2023.



PUBLIC RELATIONS EVENT TYPES



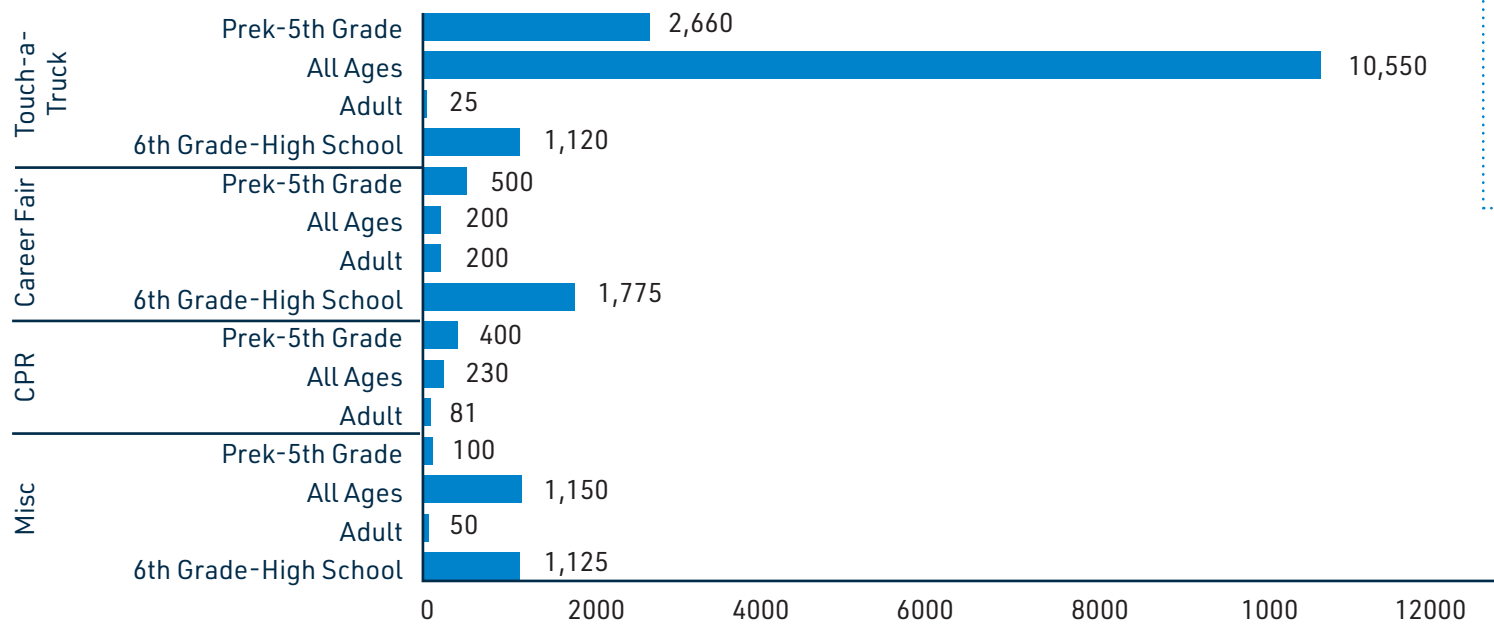
**101 Events Total**  
3 Events staffed with on duty units  
9 Events declined due to lack of notice or staffing



**Over 20,166 people** were estimated to attend these events in 2024.

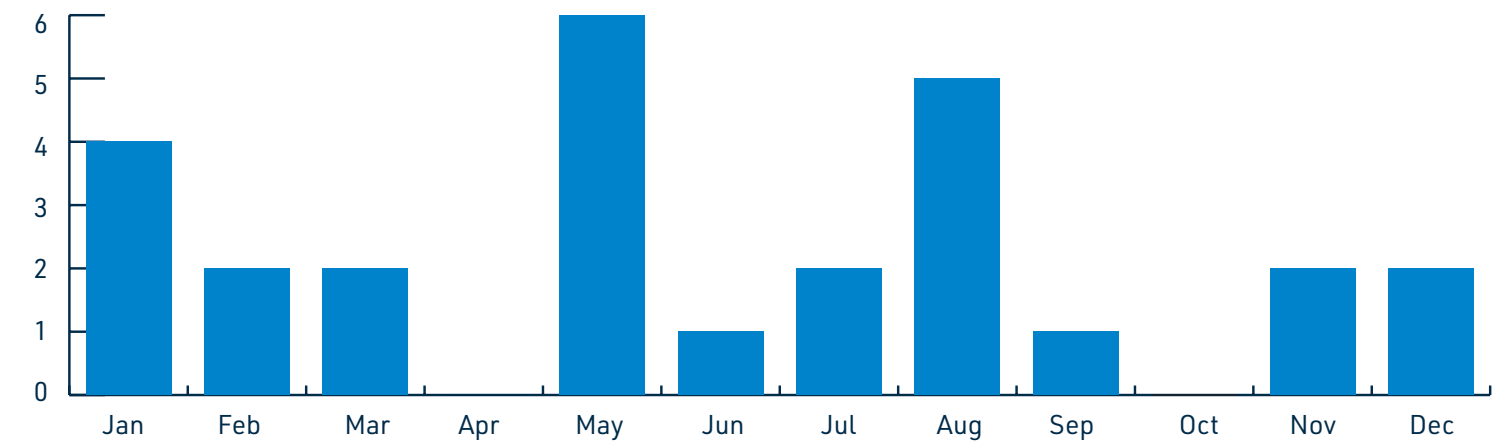


**ATTENDANCE BY AGE GROUP AND EVENT TYPE**



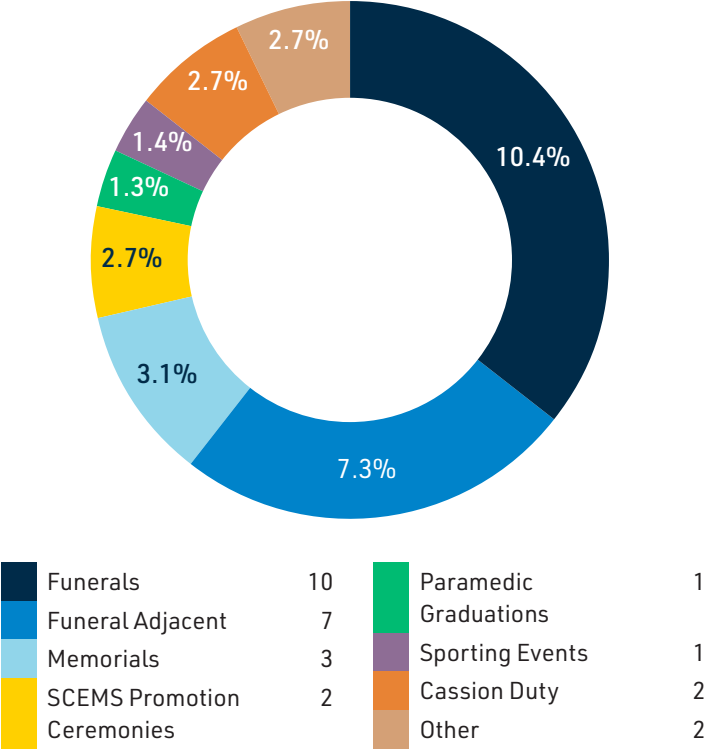
## 2024 HONOR GUARD EVENTS

**HONOR GUARD EVENTS PER MONTH**

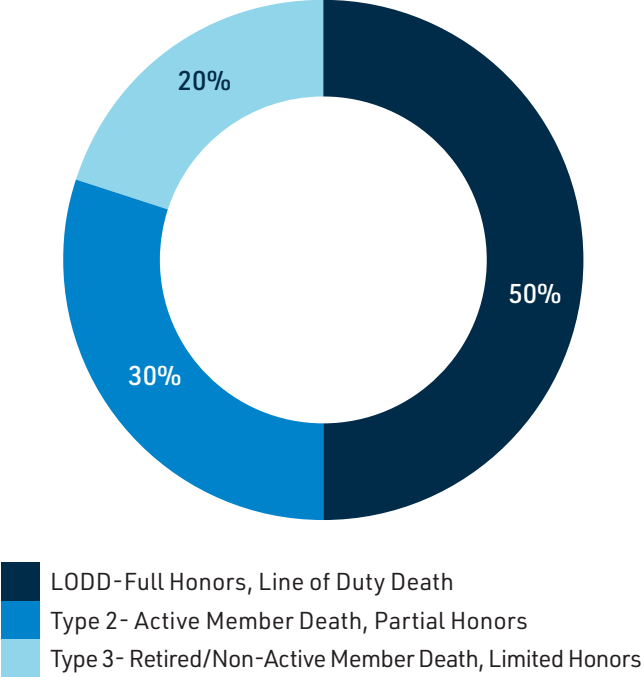




EVENT BREAKDOWN



FIRST RESPONDER DEATHS



2024 AMBULANCE RIDERS

EMT

191 Students	
Butler	52
Cowley	5
Hutch	81
Wichita State University (WSU) - Tech	53
Shifts	
Day Shift	75
Mid	38
Night	78

PARAMEDIC/AEMT

25 Students	
22 Paramedic Students	
Hutchinson Community College	6
All 6 employed by SCEMS	
Cowley Community College	16
7 employed by SCEMS	

PHYSICIAN/ RN/ HOSPITAL RIDERS

100 Riders	
Via Christi Residency	54
Kansas College of Osteopathic Medicine	21
Wesley Staff	5
WSU - PA Program	3
WSU- Bio-Medical Program	16
Shifts	
Day Shift	65
Mid Shift	19
Night Shift	16

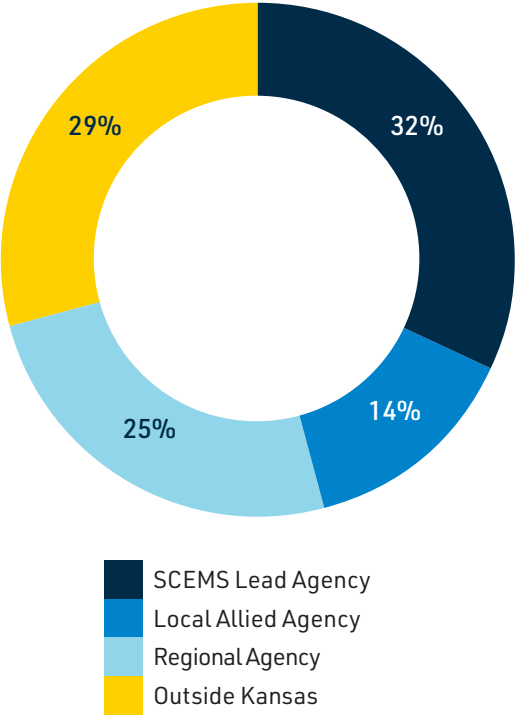
CITIZEN RIDERS

74 Riders	
Reasons	
School Project	9
Family/Friends	21
Dispatchers	3
Wichita Leadership Board of Trustees	5

TOTAL BREAKDOWN

Riders	390
EMT	191
AEMT	3
Paramedic	22
Allied Health Professionals	100
Citizen Riders	74

COORDINATION WITH ALLIED AGENCIES



HONOR GUARD STAFFING HOURS

