

# Contingency Reserves

**Mission:** To assure accurate financial reporting and informed planning and decision making through continuous employment of best practices to ensure effective and proper stewardship of public resources.

**Lindsay Poe Rousseau**  
Chief Financial Officer

100 N. Broadway St., Suite 610  
Wichita, KS 67202

316.660.7591

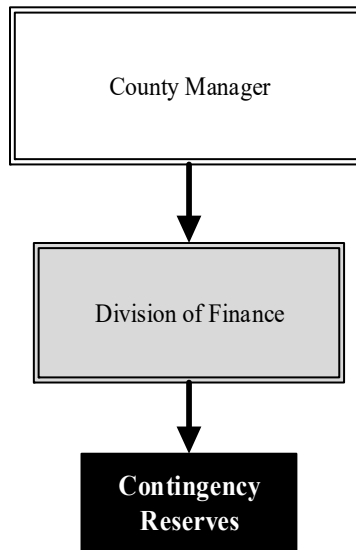
[lindsay.poerousseau@sedgwick.gov](mailto:lindsay.poerousseau@sedgwick.gov)

## Overview

Contingency Reserves are used to set aside funds for unexpected events or events not anticipated at the time of budget adoption. These events include unforeseen increases in expenditures or reductions in revenues, public emergencies, mandates, and disasters.

The Contingency Reserves are comprised of allocated funding assigned to five contingencies based generally on the organizational unit it is intended to support:

- Operating Reserve
- Board of County Commissioners (BOCC) Contingency
- Public Safety Contingency
- Rainy Day Reserve
- Technology Contingency



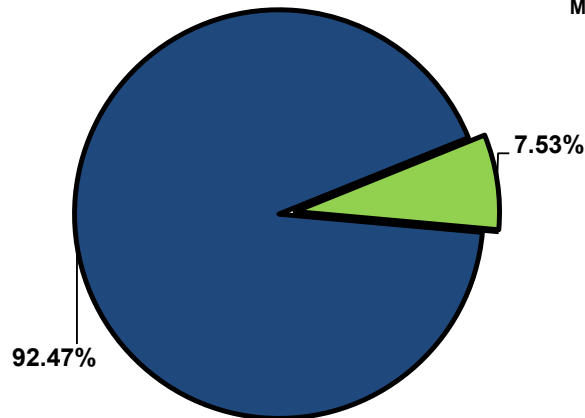
## Significant Budget Adjustments

Significant adjustments to the Contingency Reserves' 2026 Recommended Budget include an increase to right-size the Operating Reserve (\$5,160,376), an increase to right-size the Public Safety Contingency (\$3,000,000), an increase to restore the Rainy Day Reserve (\$2,756,142), decreases for elimination of the Mental Health Contingency (\$1,000,000) and the FLSA Contingency (\$810,493), and an increase to restore the BOCC Contingency (\$11,000).

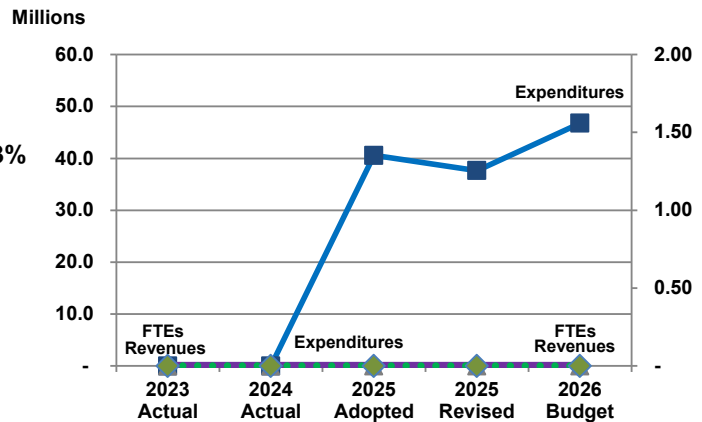


## Departmental Graphical Summary

**Contingency Reserves**  
Percent of Total County Operating Budget



**Expenditures, Program Revenue & FTEs**  
All Operating Funds



## Budget Summary by Category

	2023 Actual	2024 Actual	2025 Adopted	2025 Revised	2026 Budget	Amount Chg '25 Rev.-'26	% Chg '25 Rev.-'26
<b>Expenditures</b>							
Personnel	-	-	810,493	810,493	-	(810,493)	-100.00%
Contractual Services	-	-	38,261,941	35,322,482	45,250,000	9,927,518	28.11%
Debt Service	-	-	-	-	-	-	-
Commodities	-	-	750,000	750,000	750,000	-	0.00%
Capital Improvements	-	-	-	-	-	-	-
Capital Equipment	-	-	750,000	750,000	750,000	-	0.00%
Interfund Transfers	-	-	-	-	-	-	-
<b>Total Expenditures</b>	-	-	<b>40,572,434</b>	<b>37,632,975</b>	<b>46,750,000</b>	<b>9,117,025</b>	<b>24.23%</b>
<b>Revenues</b>							
Tax Revenues	-	-	-	-	-	-	-
Licenses and Permits	-	-	-	-	-	-	-
Intergovernmental	-	-	-	-	-	-	-
Charges for Services	-	-	-	-	-	-	-
All Other Revenue	-	-	-	-	-	-	-
<b>Total Revenues</b>	-	-	-	-	-	-	-
<b>Full-Time Equivalents (FTEs)</b>							
Property Tax Funded	-	-	-	-	-	-	-
Non-Property Tax Funded	-	-	-	-	-	-	-
<b>Total FTEs</b>	-	-	-	-	-	-	-

## Budget Summary by Fund

	2023 Actual	2024 Actual	2025 Adopted	2025 Revised	2026 Budget	Amount Chg '25 Rev.-'26	% Chg '25 Rev.-'26
<b>Fund</b>							
General Fund	-	-	40,310,295	37,370,836	46,750,000	9,379,164	25.10%
Health Dept. Grants	-	-	169,721	169,721	-	(169,721)	-100.00%
Multiple Funds	-	-	92,418	92,418	-	(92,418)	-100.00%
<b>Total Expenditures</b>	-	-	<b>40,572,434</b>	<b>37,632,975</b>	<b>46,750,000</b>	<b>9,117,025</b>	<b>24.23%</b>

**Significant Budget Adjustments from Prior Year Revised Budget**

	Expenditures	Revenues	FTEs
Right-size Operating Reserve based on the size of the budget for 2026	5,160,376		
Right-size Public Safety Contingency based on the size of the budget for 2026	3,000,000		
Restore Rainy Day Reserve for 2026	2,756,142		
Eliminate Mental Health Contingency for 2026	(1,000,000)		
Eliminate FLSA Contingency for 2026	(810,493)		
Restore BOCC Contingency for 2026	11,000		
<b>Total</b>	<b>9,117,025</b>	<b>-</b>	<b>-</b>

**Budget Summary by Program**

Program	Fund	2023 Actual	2024 Actual	2025 Adopted	2025 Revised	2026 Budget	% Chg '25 Rev.-'26	25'-26' FTEs
Operating Reserve	110	-	-	15,022,941	14,839,624	20,000,000	34.77%	-
BOCC Contingency	110	-	-	239,000	239,000	250,000	4.60%	-
Public Safety Contingency	110	-	-	7,000,000	7,000,000	10,000,000	42.86%	-
Rainy Day Reserve	110	-	-	15,000,000	12,243,858	15,000,000	22.51%	-
Technology Contingency	110	-	-	1,500,000	1,500,000	1,500,000	0.00%	-
Mental Health Contingency	110	-	-	1,000,000	1,000,000	-	-100.00%	-
FLSA Contingency	Multi.	-	-	810,493	810,493	-	-100.00%	-
<b>Total</b>		<b>-</b>	<b>-</b>	<b>40,572,434</b>	<b>37,632,975</b>	<b>46,750,000</b>	<b>24.23%</b>	<b>-</b>

### • Operating Reserve

The Operating Reserve sets aside funding to address potential changes in service delivery or emergency situations and establishes a funding source for services whose scope or full cost is undefined at the time the budget is adopted. It is allocated as a general contingency reserve to support County operations.

Traditionally, when budget authority allocated to the Operating Reserve is needed, funding is transferred to the appropriate department and then expended.

#### Fund(s): County General Fund 110

Expenditures	2023 Actual	2024 Actual	2025 Adopted	2025 Revised	2026 Budget	Amnt. Chg. '25 - '26	% Chg. '25 - '26
Personnel	-	-	-	-	-	-	0.0%
Contractual Services	-	-	15,022,941	14,839,624	20,000,000	5,160,376	34.8%
Debt Service	-	-	-	-	-	-	0.0%
Commodities	-	-	-	-	-	-	0.0%
Capital Improvements	-	-	-	-	-	-	0.0%
Capital Equipment	-	-	-	-	-	-	0.0%
Interfund Transfers	-	-	-	-	-	-	0.0%
<b>Total Expenditures</b>	-	-	<b>15,022,941</b>	<b>14,839,624</b>	<b>20,000,000</b>	<b>5,160,376</b>	<b>34.8%</b>
<b>Revenues</b>							
Taxes	-	-	-	-	-	-	0.0%
Intergovernmental	-	-	-	-	-	-	0.0%
Charges For Service	-	-	-	-	-	-	0.0%
All Other Revenue	-	-	-	-	-	-	0.0%
<b>Total Revenues</b>	-	-	-	-	-	-	<b>0.0%</b>
<b>Full-Time Equivalents (FTEs)</b>	-	-	-	-	-	-	<b>0.0%</b>

### • BOCC Contingency

The Board of County Commissioners (BOCC) Contingency represents funding reserved to address unanticipated costs due to public emergency, service expansion, or State mandates.

Traditionally, when budget authority allocated to the BOCC Contingency is needed, funding is transferred to the appropriate department and then expended.

#### Fund(s): County General Fund 110

Expenditures	2023 Actual	2024 Actual	2025 Adopted	2025 Revised	2026 Budget	Amnt. Chg. '25 - '26	% Chg. '25 - '26
Personnel	-	-	-	-	-	-	0.0%
Contractual Services	-	-	239,000	239,000	250,000	11,000	4.6%
Debt Service	-	-	-	-	-	-	0.0%
Commodities	-	-	-	-	-	-	0.0%
Capital Improvements	-	-	-	-	-	-	0.0%
Capital Equipment	-	-	-	-	-	-	0.0%
Interfund Transfers	-	-	-	-	-	-	0.0%
<b>Total Expenditures</b>	-	-	<b>239,000</b>	<b>239,000</b>	<b>250,000</b>	<b>11,000</b>	<b>4.6%</b>
<b>Revenues</b>							
Taxes	-	-	-	-	-	-	0.0%
Intergovernmental	-	-	-	-	-	-	0.0%
Charges For Service	-	-	-	-	-	-	0.0%
All Other Revenue	-	-	-	-	-	-	0.0%
<b>Total Revenues</b>	-	-	-	-	-	-	<b>0.0%</b>
<b>Full-Time Equivalents (FTEs)</b>	-	-	-	-	-	-	<b>0.0%</b>

### • Public Safety Contingency

The Public Safety Contingency reserves funding for both unanticipated operating costs resulting from a public emergency or State mandates and funding for public safety services whose full cost cannot be precisely estimated due to uncontrollable variables or changes in service composition.

Traditionally, when budget authority allocated to the Public Safety Contingency is needed, funding is transferred to the appropriate department and then expended.

#### Fund(s): County General Fund 110

Expenditures	2023 Actual	2024 Actual	2025 Adopted	2025 Revised	2026 Budget	Amnt. Chg. '25 - '26	% Chg. '25 - '26
Personnel	-	-	-	-	-	-	0.0%
Contractual Services	-	-	7,000,000	7,000,000	10,000,000	3,000,000	42.9%
Debt Service	-	-	-	-	-	-	0.0%
Commodities	-	-	-	-	-	-	0.0%
Capital Improvements	-	-	-	-	-	-	0.0%
Capital Equipment	-	-	-	-	-	-	0.0%
Interfund Transfers	-	-	-	-	-	-	0.0%
<b>Total Expenditures</b>	-	-	<b>7,000,000</b>	<b>7,000,000</b>	<b>10,000,000</b>	<b>3,000,000</b>	<b>42.9%</b>
<b>Revenues</b>							
Taxes	-	-	-	-	-	-	0.0%
Intergovernmental	-	-	-	-	-	-	0.0%
Charges For Service	-	-	-	-	-	-	0.0%
All Other Revenue	-	-	-	-	-	-	0.0%
<b>Total Revenues</b>	-	-	-	-	-	-	<b>0.0%</b>
<b>Full-Time Equivalents (FTEs)</b>	-	-	-	-	-	-	<b>0.0%</b>

### • Rainy Day Reserve

Sedgwick County has a minimum fund balance requirement set by County policy. The minimum unrestricted fund balance in the General Fund is set at 20.0 percent of budgeted expenditures. Unrestricted fund balance above the minimum requirement is considered the County's Rainy Day Reserve. County policy allows this excess to be budgeted, but only for the following specific purposes: cash-funded capital projects or equipment replacement originally intended to be funded with debt; expected claims associated with risk management or workers' compensation; one-time expenditures that reduce future operating costs; and start-up expenditures for new programs approved by the BOCC. The amount included in this budget is not related to any specific purpose. These funds will only be expended if consensus on a purpose is reached by the BOCC.

#### Fund(s): County General Fund 110

Expenditures	2023 Actual	2024 Actual	2025 Adopted	2025 Revised	2026 Budget	Amnt. Chg. '25 - '26	% Chg. '25 - '26
Personnel	-	-	-	-	-	-	0.0%
Contractual Services	-	-	15,000,000	12,243,858	15,000,000	2,756,142	22.5%
Debt Service	-	-	-	-	-	-	0.0%
Commodities	-	-	-	-	-	-	0.0%
Capital Improvements	-	-	-	-	-	-	0.0%
Capital Equipment	-	-	-	-	-	-	0.0%
Interfund Transfers	-	-	-	-	-	-	0.0%
<b>Total Expenditures</b>	-	-	<b>15,000,000</b>	<b>12,243,858</b>	<b>15,000,000</b>	<b>2,756,142</b>	<b>22.5%</b>
<b>Revenues</b>							
Taxes	-	-	-	-	-	-	0.0%
Intergovernmental	-	-	-	-	-	-	0.0%
Charges For Service	-	-	-	-	-	-	0.0%
All Other Revenue	-	-	-	-	-	-	0.0%
<b>Total Revenues</b>	-	-	-	-	-	-	<b>0.0%</b>
<b>Full-Time Equivalents (FTEs)</b>	-	-	-	-	-	-	<b>0.0%</b>

### • Technology Contingency

The Technology Contingency is intended to provide a funding source for unanticipated technology costs. This may include costs to purchase replacements of failing hardware, software licensing to replace or upgrade necessary County systems, or to respond to other critical needs that cannot be delayed until a future budget cycle.

As with other contingencies, funding will be transferred from the Technology Contingency to the appropriate department and then expended.

#### Fund(s): County General Fund 110

Expenditures	2023 Actual	2024 Actual	2025 Adopted	2025 Revised	2026 Budget	Amnt. Chg. '25 - '26	% Chg. '25 - '26
Personnel	-	-	-	-	-	-	0.0%
Contractual Services	-	-	-	-	-	-	0.0%
Debt Service	-	-	-	-	-	-	0.0%
Commodities	-	-	750,000	750,000	750,000	-	0.0%
Capital Improvements	-	-	-	-	-	-	0.0%
Capital Equipment	-	-	750,000	750,000	750,000	-	0.0%
Interfund Transfers	-	-	-	-	-	-	0.0%
<b>Total Expenditures</b>	-	-	<b>1,500,000</b>	<b>1,500,000</b>	<b>1,500,000</b>	-	<b>0.0%</b>
<b>Revenues</b>							
Taxes	-	-	-	-	-	-	0.0%
Intergovernmental	-	-	-	-	-	-	0.0%
Charges For Service	-	-	-	-	-	-	0.0%
All Other Revenue	-	-	-	-	-	-	0.0%
<b>Total Revenues</b>	-	-	-	-	-	-	<b>0.0%</b>
<b>Full-Time Equivalents (FTEs)</b>	-	-	-	-	-	-	<b>0.0%</b>

### • Mental Health Contingency

The Mental Health Contingency was new for the 2023 budget. As the Commission sought solutions for increased demand for mental health services in the community, this provided a pool of funding to support such initiatives if other funding was not available.

The Mental Health Contingency was eliminated in the 2026 budget.

#### Fund(s): County General Fund 110

Expenditures	2023 Actual	2024 Actual	2025 Adopted	2025 Revised	2026 Budget	Amnt. Chg. '25 - '26	% Chg. '25 - '26
Personnel	-	-	-	-	-	-	0.0%
Contractual Services	-	-	1,000,000	1,000,000	-	(1,000,000)	-100.0%
Debt Service	-	-	-	-	-	-	0.0%
Commodities	-	-	-	-	-	-	0.0%
Capital Improvements	-	-	-	-	-	-	0.0%
Capital Equipment	-	-	-	-	-	-	0.0%
Interfund Transfers	-	-	-	-	-	-	0.0%
<b>Total Expenditures</b>	-	-	<b>1,000,000</b>	<b>1,000,000</b>	-	<b>(1,000,000)</b>	<b>-100.0%</b>
<b>Revenues</b>							
Taxes	-	-	-	-	-	-	0.0%
Intergovernmental	-	-	-	-	-	-	0.0%
Charges For Service	-	-	-	-	-	-	0.0%
All Other Revenue	-	-	-	-	-	-	0.0%
<b>Total Revenues</b>	-	-	-	-	-	-	<b>0.0%</b>
<b>Full-Time Equivalents (FTEs)</b>	-	-	-	-	-	-	<b>0.0%</b>

### • FLSA Contingency

The Fair Labor Standards Act (FLSA) Contingency was created to reserve funding for adjustments that are the result of changes to the FLSA that were to go into effect on January 1, 2025. Funding was allocated to various County funds based on where affected positions are assigned in the budget.

The FLSA Contingency was eliminated after the changes to the FLSA were not implemented.

**Fund(s): Multi.**

Expenditures	2023 Actual	2024 Actual	2025 Adopted	2025 Revised	2026 Budget	Amnt. Chg. '25 - '26	% Chg. '25 - '26
Personnel	-	-	810,493	810,493	-	(810,493)	-100.0%
Contractual Services	-	-	-	-	-	-	0.0%
Debt Service	-	-	-	-	-	-	0.0%
Commodities	-	-	-	-	-	-	0.0%
Capital Improvements	-	-	-	-	-	-	0.0%
Capital Equipment	-	-	-	-	-	-	0.0%
Interfund Transfers	-	-	-	-	-	-	0.0%
<b>Total Expenditures</b>	-	-	<b>810,493</b>	<b>810,493</b>	-	<b>(810,493)</b>	<b>-100.0%</b>
<b>Revenues</b>							
Taxes	-	-	-	-	-	-	0.0%
Intergovernmental	-	-	-	-	-	-	0.0%
Charges For Service	-	-	-	-	-	-	0.0%
All Other Revenue	-	-	-	-	-	-	0.0%
<b>Total Revenues</b>	-	-	-	-	-	-	<b>0.0%</b>
<b>Full-Time Equivalents (FTEs)</b>	-	-	-	-	-	-	<b>0.0%</b>